

The attached document was submitted to the
Washoe County Board of Commissioners during
the meeting held on December 10, 2019.
by Comptroller's Office
for Agenda Item No. 8
and included here pursuant to NRS 241.020(8).



WASHOE COUNTY NEVADA

**Comprehensive Annual Financial Report
For the Fiscal Year Ended
June 30, 2019**



Cover photo shot by Washoe County employee Jeri Renshaw

**WASHOE COUNTY, NEVADA
COMPREHENSIVE ANNUAL FINANCIAL
REPORT
FOR THE FISCAL YEAR ENDED
JUNE 30, 2019**

*Prepared by the Washoe County Comptroller's Department
Cathy Hill, Comptroller*



This page intentionally left blank

**WASHOE COUNTY, NEVADA
 COMPREHENSIVE ANNUAL FINANCIAL REPORT
 FOR THE FISCAL YEAR ENDED JUNE 30, 2019**

TABLE OF CONTENTS

	PAGE
INTRODUCTORY SECTION	
Letter of Transmittal	ii
Board of County Commissioners.....	v
Listing of County Officials.....	vi
Organization Chart.....	vii
Certificate of Achievement for Excellence in Financial Reporting	viii
FINANCIAL SECTION	
Independent Auditor's Report	2
Management's Discussion and Analysis	5
Basic Financial Statements:	
Government-wide Financial Statements:	
Statement of Net Position	15
Statement of Activities	16
Fund Financial Statements:	
Balance Sheet – Governmental Funds.....	18
Reconciliation of the Balance Sheet of Governmental Funds to the Statement of Net Position	20
Statement of Revenues, Expenditures and Changes in Fund Balances – Governmental Funds	21
Reconciliation of the Statement of Revenues, Expenditures and Changes in Fund Balances of Governmental Funds to the Statement of Activities	23
Statement of Revenues, Expenditures and Changes in Fund Balances – Budget and Actual:	
General Fund	24
Child Protective Services Fund	26
Other Restricted Fund.....	27
Indigent Tax Levy Fund	31
Statement of Net Position – Proprietary Funds	32
Statement of Revenues, Expenses and Changes in Net Position – Proprietary Funds.....	34
Statement of Cash Flows – Proprietary Funds	35
Statement of Fiduciary Net Position	37
Statement of Changes in Fiduciary Net Position	38
Notes to the Financial Statements:	
Note 1 - Summary of Significant Accounting Policies	40
Note 2 - Stewardship, Compliance, and Accountability	47
Note 3 - Cash and Investments	48
Note 4 - Restricted Cash and Investments	52
Note 5 - Long-Term Assets	53
Note 6 - Capital Assets	53
Note 7 - Commitments, Contingencies, and Other Liabilities	55
Note 8 - Unearned Revenue and Deferred Inflows of Resources.....	56
Note 9 - Long-Term Obligations	57
Note 10 - Long-Term Obligations Activity.....	62
Note 11 - Debt Service Requirements	66
Note 12 - Interfund Activity	66
Note 13 - Fund Balances / Net Position.....	67
Note 14 - Pension Program	69
Note 15 - Other Postemployment Benefits	74
Note 16 - Risk Management.....	80
Note 17 - Joint Ventures.....	82
Note 18 - Tax Abatements.....	83
Note 19 – Accounting Changes	84
Note 20 – Subsequent Event.....	85
Required Supplementary Information:	
Schedule of Washoe County's Share of Net Pension Liability.....	86

**WASHOE COUNTY, NEVADA
 COMPREHENSIVE ANNUAL FINANCIAL REPORT
 FOR THE FISCAL YEAR ENDED JUNE 30, 2019**

TABLE OF CONTENTS

	PAGE	
Schedule of County Contributions - Pension	86	
Schedule of Changes in Other Post Employment Benefits Liability and Related Ratios	87	
Schedule of County Contributions - OPEB.....	89	
Notes to Required Supplementary Information	90	
 Combining and Individual Fund Statements and Schedules:		
Nonmajor Governmental Funds:		
Combining Balance Sheet	93	
Combining Statement of Revenues, Expenditures and Changes in Fund Balances	94	
 General Fund:		
Schedule of Revenues, Expenditures and Changes in Fund Balances – Budget and Actual.....	95	
 Special Revenue Funds:		
Major Special Revenue Fund:		
Schedule of Revenues, Expenditures and Changes in Fund Balance – Budget and Actual:		
Child Protective Services Fund	103	
Other Restricted Fund.....	104	
Indigent Tax Levy Fund.....	108	
 Combining Balance Sheet – Nonmajor Special Revenue Funds.....		109
Combining Statement of Revenues, Expenditures and Changes in Fund Balances		
Nonmajor Special Revenue Funds	112	
Schedule of Revenues, Expenditures and Changes in Fund Balances – Budget and Actual:		
Health Fund	115	
Senior Services Fund.....	116	
Enhanced 911 Fund.....	117	
Library Expansion Fund	118	
Animal Services Fund	119	
Regional Public Safety Training Center Fund	120	
Truckee River Flood Management Infrastructure Fund.....	121	
Regional Communications System Fund	122	
Regional Permits System Fund.....	123	
Central Truckee Meadows Remediation District Fund	124	
Roads Fund	125	
Marijuana Establishment Fund.....	126	
 Debt Service Funds:		
Major Debt Service Fund:		
Schedule of Revenues, Expenditures and Changes in Fund Balance – Budget and Actual:		
Special Assessment Debt Service Fund	128	
 Nonmajor Debt Service Fund:		
Balance Sheet – Nonmajor Debt Service Fund	129	
Schedule of Revenues, Expenditures and Changes in Fund Balances – Budget and Actual:		
Debt Service Fund.....	130	
 Capital Projects Funds:		
Combining Balance Sheet – Nonmajor Capital Projects Funds.....	132	
Combining Statement of Revenues, Expenditures and Changes in Fund Balances:		
Nonmajor Capital Projects Funds.....	133	
Schedules of Revenues, Expenditures and Changes in Fund Balances – Budget and Actual:		
Parks Capital Projects Fund.....	134	
Capital Improvements Fund	135	
Capital Facilities Tax Fund	137	
Regional Permits Capital Fund.....	138	

**WASHOE COUNTY, NEVADA
COMPREHENSIVE ANNUAL FINANCIAL REPORT
FOR THE FISCAL YEAR ENDED JUNE 30, 2019**

TABLE OF CONTENTS

	PAGE
Enterprise Funds:	
Major Enterprise Fund:	
Schedule of Revenues, Expenses and Changes in Net Position – Budget and Actual:	
Utilities Fund	140
Schedule of Cash Flows – Budget and Actual – Utilities Fund.....	141
Building and Safety Fund:	
Schedule of Revenues, Expenses and Changes in Net Position – Budget and Actual	143
Schedule of Cash Flows – Budget and Actual	144
Nonmajor Enterprise Funds:	
Combining Statement of Net Position	145
Combining Statement of Revenues, Expenses and Changes in Net Position	146
Combining Statement of Cash Flows.....	147
Golf Course Fund:	
Schedule of Revenues, Expenses and Changes in Net Position – Budget and Actual	148
Schedule of Cash Flows – Budget and Actual	149
 Internal Service Funds:	
Combining Statement of Net Position	151
Combining Statement of Revenues, Expenses and Changes in Net Position	152
Combining Statement of Cash Flows.....	153
Risk Management Fund:	
Schedule of Revenues, Expenses and Changes in Net Position – Budget and Actual.....	155
Schedule of Cash Flows – Budget and Actual	156
Health Benefits Fund:	
Schedule of Revenues, Expenses and Changes in Net Position – Budget and Actual.....	157
Schedule of Cash Flows – Budget and Actual	158
Equipment Services Fund:	
Schedule of Revenues, Expenses and Changes in Net Position – Budget and Actual.....	159
Schedule of Cash Flows – Budget and Actual	160
 Fiduciary Funds:	
Combining Statement of Changes in Assets and Liabilities – Agency Funds.....	163
 STATISTICAL SECTION	
Financial Trends:	
Schedule 1.1, Net Position by Component, Last Ten Fiscal Years	S-2
Schedule 1.2, Changes in Net Position, Last Ten Fiscal Years.....	S-4
Schedule 1.3, Fund Balances, Governmental Funds, Last Ten Fiscal Years.....	S-6
Schedule 1.4, Changes in Fund Balances, Governmental Funds, Last Ten Fiscal Years.....	S-7
Schedule 1.5, Tax Revenues by Source, Governmental Funds, Last Ten Fiscal Years	S-9
 Revenue Capacity:	
Schedule 2.1, Assessed and Estimated Actual Value of Taxable Property, Last Ten Fiscal Years	S-10
Schedule 2.2, Direct and Overlapping Property Tax Rates, Last Ten Fiscal Years.....	S-11
Schedule 2.3, Principal Property Tax Payers, Current Year and Nine Years Ago.....	S-12
Schedule 2.4, Property Tax Levies and Collections for All Governments, Last Ten Fiscal Years	S-13
 Debt Capacity:	
Schedule 3.1, Ratios of Outstanding Debt by Type, Last Ten Fiscal Years	S-14
Schedule 3.2, Legal Debt Margin Computation, Last Ten Fiscal Years	S-15
Schedule 3.3, General Obligation Direct and Overlapping Debt.....	S-16
Schedule 3.4, Pledged Revenue Coverage, Last Ten Fiscal Years	S-17
 Demographic and Economic Information:	
Schedule 4.1, Demographic and Economic Statistics, Last Ten Fiscal Years.....	S-18
Schedule 4.2, Principal Employers Current Year and Nine Years Ago	S-19

**WASHOE COUNTY, NEVADA
COMPREHENSIVE ANNUAL FINANCIAL REPORT
FOR THE FISCAL YEAR ENDED JUNE 30, 2019**

TABLE OF CONTENTS

	PAGE
Operating Information:	
Schedule 5.1, Full-Time Equivalent Washoe County Employees by Function, Last Ten Fiscal Years.....	S-20
Schedule 5.2, Operating Indicators by Function/Program, Last Ten Fiscal Years.....	S-21
Schedule 5.3, Capital Assets Statistics by Function/Program, Last Ten Fiscal Years.....	S-24
COMPLIANCE SECTION	
Independent Auditor's Report on Internal Control over Financial Reporting and on Compliance and Other Matters Based on an Audit of Financial Statements Performed in Accordance with Government Auditing Standards	C-2
Independent Auditor's Report on Compliance for Each Major Program and on Internal Control over Compliance Required by the Uniform Guidance	C-4
Schedule of Expenditures of Federal Awards	C-7
Notes to Schedule of Expenditures of Federal Awards	C-17
Schedule of Findings and Questioned Costs	C-18
Corrective Action Plans.....	C-22
AUDITOR'S COMMENTS SECTION	
Auditor's Comments.....	C-26



INTRODUCTORY SECTION

INTRODUCTORY SECTION

Page

Letter of Transmittal ii

Board of County Commissioners v

Listing of County Officials vi

Organization Chartvii

Certificate of Achievement for Excellence in Financial Reporting.....viii



WASHOE COUNTY

Accounting / Collections / Purchasing / Risk Management

Office of the Comptroller

Cathy Hill, Comptroller

1001 E. 9th Street

Reno, NV 89512

Phone: (775) 328-2552

Fax: (775) 328-6120

www.washoecounty.us/comptroller

November 30, 2019

To the Honorable Board of County Commissioners and
the Citizens of Washoe County, Nevada:

The comprehensive annual financial report of Washoe County, Nevada (County), for the fiscal year ended June 30, 2019 is hereby submitted. Nevada Revised Statutes (NRS) 354.624 requires the County to provide an annual audit by independent certified public accountants in accordance with generally accepted auditing standards in the United States. This report represents Washoe County's commitment to sound and effective fiscal management and to responsible financial reporting based on (GAAP) established by the Governmental Accounting Standards Board.

Washoe County Management assumes responsibility for the completeness and reliability of the information contained in this report, based on a comprehensive framework of internal controls established for this purpose. Because the cost of internal control should not exceed anticipated benefits, the objective is to provide reasonable, rather than absolute assurance that the financial statements are free of any material misstatements. Management asserts that, to the best of our knowledge, the information in this report is accurate in all material respects and presents fairly the financial position of the various funds and (discretely presented) component unit of the County, including disclosures necessary to understand the County's activities.

Eide Bailly, LLP, Certified Public Accountants, have audited the County's financial statements for the year ended June 30, 2019 and have issued an unmodified ("clean") opinion. The Independent Auditor's Report is located on the first page of the financial section.

Management's Discussion and Analysis (MD&A) immediately follows the Independent Auditor's Report and provides a narrative introduction, overview, and analysis of the basic financial statements. The MD&A complements this letter of transmittal and should be read in conjunction with it.

PROFILE OF THE GOVERNMENT

Washoe County was incorporated in 1861 and is a political subdivision of the State of Nevada. The County is governed by a five-member Board of County Commissioners (BCC) elected by constituents within their districts for a 4-year term. The County covers an area of 6,600 square miles in the northwest section of the state. The county seat is the City of Reno, the fourth largest city in Nevada. Other communities in the County include Reno, Sparks, Sun Valley, Wadsworth, and Incline Village.

Washoe County provides an array of mandated services including property appraisal and assessment; tax collection; criminal prosecution; presides over civil, criminal, domestic and juvenile court cases; death investigations; temporary financial assistance, health care assistance and indigent burials; communicable disease control; and child protection and placement services. Regional services include adult and juvenile detention; parks and libraries; senior services; forensic services; water, sewer and flood control; animal services; emergency management; and regional public safety training. Other community services include patrol and criminal investigation; fire protection; snow removal and street repair; business licensing; and land use planning and permitting. Administrative and internal support services include management, human resources, accounting, community relations, budget, technology services, internal audit, fleet operations, purchasing, and risk management.

This report includes the financial activities of one discretely presented component unit: Truckee Meadows Fire Protection District. This component unit is a legally separate entity, governed by a Board of Fire Commissioners. The members of the BCC serve as members of these boards. There is no financial benefit or burden relationship between the County and the Fire District.

The BCC is required to adopt a final budget annually on or before June 1 for the ensuing fiscal year. The annual budget serves as the foundation for the County's financial planning and control. The legal level of budgetary control is at the function level for governmental funds and by the sum of operating and non-operating expenses for proprietary funds.

LOCAL ECONOMY AND ECONOMIC OUTLOOK

Washoe County's economy continues to strengthen since the Great Recession. Some of the economic measures pointing to the strength of the economy in Washoe County include:

- Assessed valuation of homes has continued to rebound
- Due to a friendly tax structure, tech companies moving to the northern Nevada region continues to accelerate
- Passenger rates are up 7.2% from the previous period (August 2018-August 2019)
- Washoe County's unemployment peaked near 14% in 2010; as of May 2019 the unemployment rate was 3%
- Washoe County's growth with a current approximate population of 461,000 is met with challenges in affordable housing and serving the growing population with support services.

Washoe County continues to allocate resources to assist in the flood damaged region of the North Valleys due to a 2017 flooding event. Over \$11 million has already been expended for the 2 flooding events that occurred in January and February of 2017.

Due to the continuing employment and population growth and a low inventory of housing stock, housing prices in Washoe County has continued to increase since 2012. In July 2019, it is estimated that there was less than two months' supply of inventory and approximately 209 single-family homes (-9.4% of total listings) under \$300,000.

Since 2015, median household income has seen year over year increases in Washoe County. While Washoe County has shown higher figures than the State of Nevada for many years, 2017 figures show Washoe County higher than both the Nevada and national averages for the first time since 2012.

The County and the State of Nevada are parties to years' long litigation in state court involving property tax assessments in the Lake Tahoe area. The cases involve claims of unconstitutional taxation, challenges to the administrative hearings and decisions of boards of equalization and writs of mandamus. On October 21, 2019, a state district court entered a judgment in favor of the plaintiffs in the matter of *Village League to Save Incline Assets, Inc. et al v. State of Nevada on relation of its State Board of Equalization, et al, CV03-06922*. The judgment of the district court struck down a decision by the State Board of Equalization and directed the County to re-calculate land values for certain tax years and provide for the payment of refunds with interest to property taxpayers. The financial impact to the County of necessary refunds may be significant and may adversely affect the County's financial position. The calculation of the potential refund for all properties in the taxing district must be done by hand and could take more than a year. The County disputes plaintiff's allegations and on November 12, 2019, the Board voted to appeal the judgment of the district court to the Nevada Supreme Court. However, the Board will engage outside counsel and may choose at a later date to withdraw the appeal based on an analysis by outside counsel.

LONG-TERM FINANCIAL PLANNING

The County's General Fund unrestricted fund balance increased slightly resulting in an increase of \$7 million, resulting in an unrestricted fund balance of over \$60 million. These funds can be used to continue to fund the capital improvement needs of the County as projects were delayed during the Great Recession. Internal service funds are beginning to see growth to approach sustainable fund balance levels that were hard hit by the declining revenue that occurred during the Great Recession as well.

With the economy continuing to rebound in northern Nevada and with construction activity increasing as well as job growth, there is a continuing shortage of construction tradespeople and laborers.

The Board of County Commissioners and the County's management and staff remain committed to meeting challenges presented to the County and remains well positioned to continuing to enhance the already superior quality of life in Washoe County. Washoe County successfully negotiated a multi-year collective bargaining agreements resulting in COLA's ranging from 2.5% to 3%. NVPERS retirement rates increased from 28% to 29.25% and from 40.5% to 42.5% for Regular and Police/Fire employees, respectively.

The BCC continues to collaborate with regional partners, citizens, management, County's employees and their respective associations to enable Washoe County to continue to be one of the most fiscally responsible local governments in the State. The County adheres, without exception, to the practice of adopting a final balanced budget with no deficit spending. For more than a decade, the County has not increased the General Fund budget by more than the combined increases in population and the Consumer Price Index, even during the economic downturn. As a result of the County's careful management of reserves and proactive fiscal management, the County has improved its favorable general obligation bond ratings from Standard & Poor's from AA to AA+ and maintained Moody's of Aa2, with a stable outlook.

Northern Nevada is expected to continue to show growth throughout several industries as well as remaining its economic diversity with property taxes to increase over \$11 million for the fiscal year ending 2020.

MAJOR PROGRAMS / INITIATIVES

The annual budget serves as the financial plan for County operations and is aligned with the County's strategic objectives. Some of the programs Washoe County initiated and/or completed during the 2019 fiscal year are:

- Board of County Commissioners accepted the final FY20 budget which includes unrestricted reserves of \$53.1 million or 14.6% of budgeted expenses and transfer out less capital.
- Both the General Fund and Other Funds were able to add an additional 53.6 net full-time equivalents (FTE's) to support mission critical programs. Included in the increased positions are 3 FTE's for Alternative sentencing, 2.0 FTE's for the Assessor's; 5.0 FTE's for the District Attorney's criminal division and child advocacy center; 6.0 FTE's to support Deputy Sheriff positions in patrol and detention and 4.0 FTE's to support the Northern Nevada Adult Mental Health campus project (NNAMHS). The NNAMHS project will separate vulnerable populations that currently reside at the Community Assistance Center (CAC), which will also free up capacity at the CAC. This will result in the County being able to increase the number of participants receiving services.
- Through the budget process for FY20, the County has replenished the General Fund stabilization reserve to the \$3 million policy minimum prior to FEMA reimbursements
- FY20, capital plan funding totals \$149.2 million which includes the NNAMHS campus remodel, animal services security upgrade, parking garage security enhancements, above ground fuel tank, golf course rehabilitation, Nevada shared radio system, P25 radios, disaster recovery at Switch, Inc., central disk storage system upgrade, disk backup system upgrade, HVAC and roof maintenance at jail facility, commissary visitation rooms, infirmary program design at the detention center.

AWARDS

The Government Finance Officers Association of the United States and Canada (GFOA) awarded a Certificate of Achievement for Excellence in Financial Reporting to Washoe County for its comprehensive annual financial report for the fiscal year ended June 30, 2018. This was the 37th consecutive year the County has achieved this prestigious award. In order to be awarded a Certificate of Achievement, the County must publish an easily readable and efficiently organized comprehensive annual financial report. This report must satisfy both generally accepted accounting principles and applicable eligibility requirements.

We believe that our current comprehensive annual financial report continues to meet the Certificate of Achievement Program's requirements and we are submitting it to the GFOA to determine its eligibility for another certificate.

ACKNOWLEDGEMENTS

The preparation of this report could not have been accomplished without the efficient and dedicated services of the Comptroller Department's entire staff. More particularly, Robert Andrews and Russell Morgan, CPA, Accounting Managers; Darlene Delany, CPA, Crystal Varnum, Asta Dominguez, CPA and Tammera Yau, Senior Accountants; Joyce Garrett, Martin Williams and Rebecca Mosher, Accountant IIs, and Edwin Smith, Administrative Secretary. Thanks also to the cooperation and assistance of all County departments, and to the staff from Eide Bailly, LLP, Certified Public Accountants, the County's independent auditors. Special thanks to the Board of County Commissioners for their leadership and support in the planning and conducting of the financial operations of the County in a responsible and progressive manner.

Respectfully submitted,

Cathy Hill, Comptroller

WASHOE COUNTY BOARD OF COUNTY COMMISSIONERS



Marsha Berkbigler,
District One

Washoe County is home to Lake Tahoe, one of the most beautiful places on earth; to the majestic Sierra Nevada mountains; to the life-giving Truckee River; to vast open ranges and blue sky; to pastoral ranches and to friendly, vibrant communities including the cities of Reno and Sparks.

OUR VISION is that Washoe County is the best place in the country to live, work, recreate, visit and invest.

OUR MISSION is working together to provide and sustain a safe, secure and healthy community.

STRATEGIC OBJECTIVES OF THE BOARD OF COUNTY COMMISSIONERS

- Stewardship of Our Community
- Proactive Economic Development and Diversification
- Safe, Secure and Healthy Communities
- Regional and Community Leadership
- Valued, Engaged Employee Workforce

Values

The purpose of the values statement is to articulate how we behave as staff and community members.

- **Integrity** – We are dedicated to uncompromising honesty in our dealings with the public and each other in conformance with our code of conduct.
- **Effective Communication** – We believe in simple, accurate, and clear communication. We encourage the open exchange of ideas and information.
- **Quality Public Service** – The County exists to serve the public. We put the needs and expectations of citizens at the center of everything we do and take pride in delivering services of the highest quality.



Bob Lucey
District Two



Kitty Jung
District Three

Strategic Direction

The purpose of the strategic direction is to establish a concrete picture of the future:

Washoe County will be the social, economic and policy leadership force in Nevada and the western United States.

We will accomplish this by:

- Being forward thinking
- Being financially stable
- Elevating the quality of life so our community is a great place for everyone to live, regardless of means
- Being accessible to everyone we serve and representing the people
- Using the power of collaboration internally and externally



Vaughn Hartung
District Four

Planning Assumptions

This plan assumes the following:

- Effective implementation always occurs in coordination and collaboration with our regional partners.
- Long-term financial sustainability is a foremost consideration for all new programs, initiatives and actions.
- Significant additional efforts are being undertaken within departments directly, whereby it is not possible to reflect them all in this document.



Jeanne Herman
District Five

WASHOE COUNTY, NEVADA
LISTING OF COUNTY OFFICIALS
AS OF JUNE 30, 2019

Elected Officials

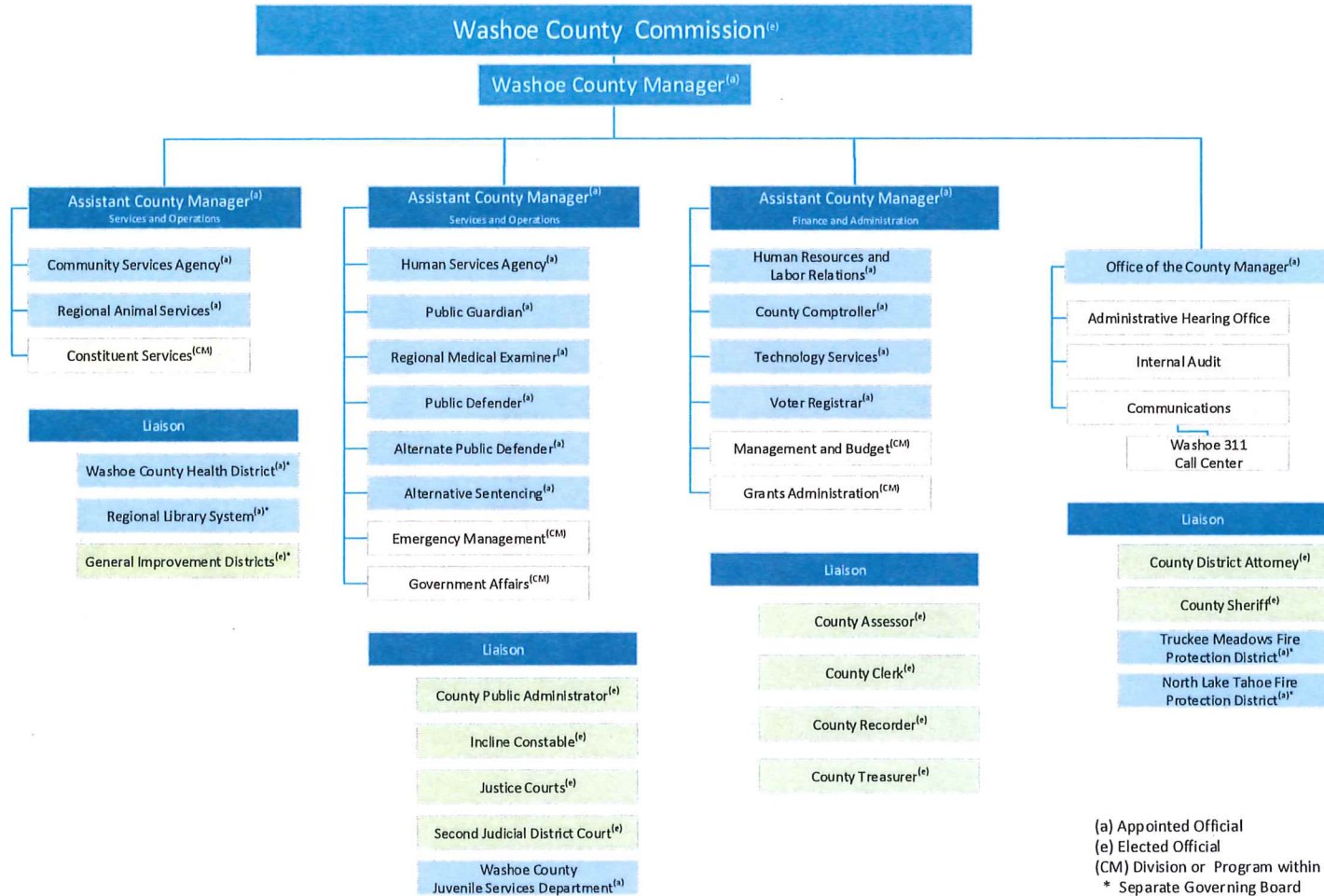
District 1: Commissioner	Marsha Berkbigler
District 2: Commissioner	Bob Lucey
District 3: Commissioner	Kitty Jung
District 4: Commissioner	Vaughn Hartung
District 5: Commissioner	Jeanne Herman
County Assessor	Michael E. Clark
County Clerk	Nancy Parent
County Recorder	Kalie Work
County Treasurer	Tammi S. Davis
District Attorney	Christopher Hicks
Incline Village/Crystal Bay Constable	Hans Keller
Public Administrator	Donald L. Cavallo
Sheriff	Darin Balaam

Appointed Officials

County Manager	John Slaughter
Assistant County Manager	Dave Solaro
Assistant County Manager	Kate Thomas
Assistant County Manager	Christine Vuletich
Alternate Public Defender	Marc Picker
Alternative Sentencing Chief	Joseph Ingraham
Chief Medical Examiner/Coroner	Dr. Laura Knight
Comptroller	Cathy Hill
Director of:	
Animal Services	Shyanne Schull
Communications	Nancy Leuenhagen
Human Resources/Labor Relations	Patricia Hurley
Human Services Agency	Amber Howell
Juvenile Services	Frank Cervantes
Library	Jeffrey Scott
Technology Services	Craig Betts
Health District	Kevin Dick
Public Defender	John Arrascada
Public Guardian	Tracey Bowles
Voter Registrar	Deanna Spikula



Washoe County Organization Chart



(a) Appointed Official
 (e) Elected Official
 (CM) Division or Program within the Office of the County Manager
 * Separate Governing Board

Approved by BCC 9-12-2017



Government Finance Officers Association

Certificate of
Achievement
for Excellence
in Financial
Reporting

Presented to

Washoe County
Nevada

For its Comprehensive Annual
Financial Report
for the Fiscal Year Ended

June 30, 2018

Christopher P. Morill

Executive Director/CEO



FINANCIAL SECTION

FINANCIAL SECTION

Page

Independent Auditor’s Report..... 2

Management’s Discussion and Analysis 5

Basic Financial Statements

Government-wide Financial Statements..... 15

Fund Financial Statements..... 18

Notes to the Financial Statements..... 40

Required Supplementary Information 86

Combining and Individual Fund Statements and Schedules 93



Independent Auditor's Report

To the Honorable Board of Commissioners
Washoe County, Nevada
Reno, Nevada

Report on the Financial Statements

We have audited the accompanying financial statements of the governmental activities, the business-type activities, the discretely presented component unit, each major fund, and the aggregate remaining fund information of Washoe County, Nevada (the "County") as of and for the year ended June 30, 2019, and the related notes to the financial statements, which collectively comprise the County's basic financial statements as listed in the table of contents.

Management's Responsibility for the Financial Statements

Management is responsible for the preparation and fair presentation of these financial statements in accordance with accounting principles generally accepted in the United States of America; this includes the design, implementation, and maintenance of internal control relevant to the preparation and fair presentation of financial statements that are free from material misstatement, whether due to fraud or error.

Auditor's Responsibility

Our responsibility is to express opinions on these financial statements based on our audit. We conducted our audit in accordance with auditing standards generally accepted in the United States of America and the standards applicable to financial audits contained in *Government Auditing Standards*, issued by the Comptroller General of the United States. Those standards require that we plan and perform the audit to obtain reasonable assurance about whether the financial statements are free from material misstatement.

An audit involves performing procedures to obtain audit evidence about the amounts and disclosures in the financial statements. The procedures selected depend on the auditor's judgment, including the assessment of the risks of material misstatement of the financial statements, whether due to fraud or error. In making those risk assessments, the auditor considers internal control relevant to the entity's preparation and fair presentation of the financial statements in order to design audit procedures that are appropriate in the circumstances, but not for the purpose of expressing an opinion on the effectiveness of the entity's internal control. Accordingly, we express no such opinion. An audit also includes evaluating the appropriateness of accounting policies used and the reasonableness of significant accounting estimates made by management, as well as evaluating the overall presentation of the financial statements.

We believe that the audit evidence we have obtained is sufficient and appropriate to provide a basis for our audit opinions.

Opinions

In our opinion, the financial statements referred to above present fairly, in all material respects, the respective financial position of the governmental activities, the business-type activities, the discretely presented component unit, each major fund, and the aggregate remaining fund information of the County, as of June 30, 2019, and the respective changes in financial position and, where applicable, cash flows thereof and the respective budgetary comparisons for the General Fund, the Child Protective Services Fund, the Other Restricted Fund and the Indigent Tax Levy Fund for the year then ended in accordance with accounting principles generally accepted in the United States of America.

Correction of an Error

As discussed in Note 19 to the financial statements, certain errors occurred in the classification of the Public Employee Benefit Plan (PEBP) assets accumulated in a trust, the recognition of payments in lieu of taxes, and the recognition of amounts due for workers' compensation claims, resulting in the overstatement of amounts previously reported for restricted cash and investments, unearned revenue, and due to other governments for the year ended June 30, 2018, and were discovered by management during the current year. Accordingly, amounts for restricted cash and investments, unearned revenue, and due to other governments have resulted in a restatement of fund balance/net position as of June 30, 2018. Our opinions are not modified with respect to these matters.

Other Matters

Required Supplementary Information

Accounting principles generally accepted in the United States of America require that the management's discussion and analysis on pages 5 through 14, the Schedule of County's Share of Net Pension Liability and the Schedule of County's Contributions - Pension on page 86, the Schedules of Changes in the OPEB Liability and Related Ratios on page 87, and the Schedule of County Contributions – OPEB on page 88, be presented to supplement the basic financial statements. Such information, although not a part of the basic financial statements, is required by the Governmental Accounting Standards Board, who considers it to be an essential part of financial reporting for placing the basic financial statements in an appropriate operational, economic, or historical context. We have applied certain limited procedures to the required supplementary information in accordance with auditing standards generally accepted in the United States of America, which consisted of inquiries of management about the methods of preparing the information and comparing the information for consistency with management's responses to our inquiries, the basic financial statements, and other knowledge we obtained during our audit of the basic financial statements. We do not express an opinion or provide any assurance on the information because the limited procedures do not provide us with sufficient evidence to express an opinion or provide any assurance.

Other Information

Our audit was conducted for the purpose of forming opinions on the financial statements that collectively comprise the County's basic financial statements. The introductory section, combining and individual nonmajor fund financial statements and schedules, and statistical section are presented for purposes of additional analysis and are not a required part of the financial statements. The accompanying schedule of expenditures of federal awards is presented for purposes of additional analysis as required by the audit requirements of Title 2 U.S. Code of Federal Regulations (CFR) Part 200, *Uniform Administrative Requirements, Cost Principles, and Audit Requirements for Federal Awards* (Uniform Guidance), and is not a required part of the financial statements.

The combining and individual nonmajor fund financial statements and the schedule of expenditures of federal awards are the responsibility of management and were derived from and relate directly to the underlying accounting and other records used to prepare the basic financial statements. Such information has been subjected to the auditing procedures applied in the audit of the basic financial statements and certain additional procedures, including comparing and reconciling such information directly to the underlying accounting and other records used to prepare the basic financial statements or to the basic financial statements themselves, and other additional procedures in accordance with auditing standards generally accepted in the United States of America. In our opinion, the combining and individual nonmajor fund financial statements and the schedule of expenditures of federal awards are fairly stated, in all material respects, in relation to the basic financial statements as a whole.

The introductory and statistical sections have not been subjected to the auditing procedures applied in the audit of the basic financial statements and, accordingly, we do not express an opinion or provide any assurance on them.

Prior Year Partial Comparative Information

We have previously audited, in accordance with accounting standards generally accepted in the United States of America, the basic financial statements of the County as of and for the year ended June 30, 2018 and have issued our report thereon dated November 30, 2018, which expressed an unmodified opinion on the respective financial statements of the governmental activities, the business-type activities, each major fund, and the aggregate remaining fund information.

The individual fund schedules related to the 2018 financial statements are presented for purposes of additional analysis and were derived from and relate directly to the underlying accounting and other records used to prepare the 2018 financial statements. The information has been subjected to the auditing procedures applied in the audit of the 2018 basic financial statements and certain additional procedures, including comparing and reconciling such information directly to the underlying accounting and other records used to prepare those financial statements or to those financial statements themselves, and other additional procedures in accordance with auditing standards generally accepted in the United States of America. The individual fund schedules are consistent in relation to the basic financial statements from which they have been derived.

Other Reporting Required by *Government Auditing Standards*

In accordance with *Government Auditing Standards*, we have also issued our report dated November 27, 2019, on our consideration of the County's internal control over financial reporting and on our tests of its compliance with certain provisions of laws, regulations, contracts, and grant agreements and other matters. The purpose of that report is solely to describe the scope of our testing of internal control over financial reporting and compliance and the results of that testing, and not to provide an opinion on the effectiveness of the County's internal control over financial reporting or on compliance. That report is an integral part of an audit performed in accordance with *Government Auditing Standards* in considering the County's internal control over financial reporting and compliance.

Eide Bailly LLP

Reno, Nevada
November 27, 2019

**WASHOE COUNTY, NEVADA
MANAGEMENT'S DISCUSSION AND ANALYSIS
JUNE 30, 2019**

As management of Washoe County (the County), we offer readers of the County's financial statements this narrative overview and analysis of the financial activities of the County for the fiscal year ended June 30, 2019. We encourage readers to read this information in conjunction with the transmittal letter, financial statements and notes to gain a more complete picture of the information presented.

FINANCIAL HIGHLIGHTS

- Ad Valorem taxes increased \$9.6 million and Consolidated taxes increased \$5.5 million from the previous year and overall governmental activities revenue increased \$23.1 million from the previous fiscal year.
- Governmental activities expense decreased by \$5.1 million compared to prior year as the result of decreases in expenses associated with flood costs occurred in FY18 as well as an appropriate change in the recording of activity of the Child Protective Services Fund.
- As a result of increased program activity levels, public safety costs increased by \$8.6 million.
- Washoe County's outstanding debt (including unamortized bond premium) totaled \$141 million. Outstanding debt decreased by \$10 million due to regularly scheduled principal payments, discounts, premiums and deferred charges on refunding. The current debt limitation for the County is \$1.7 billion which is \$1.5 billion in excess of the County's outstanding general obligation debt.
- Ending net position in both the Governmental and Business-Type Activities increased \$50.2 million primarily due to the continued strong growth in the economy.
- Fiscal year 2019 budget resulted in the County's capital improvement program to be over \$52 million.
- Five new positions were added to the budget all offset through reallocation of existing budget.

OVERVIEW OF THE FINANCIAL STATEMENTS

This discussion and analysis is intended to serve as an introduction to Washoe County's basic financial statements. The County's financial statements consist of three components: 1) government-wide financial statements, 2) fund financial statements, and 3) the notes to the basic financial statements. This report also contains supplementary information intended to provide additional detail in support of the financial statements.

Government-wide financial statements. The government-wide financial statements are designed to provide a broad overview of Washoe County's finances in a manner similar to a private-sector business.

The Statement of Net Position presents information on all of the County's assets, deferred outflows of resources, liabilities, and deferred inflows of resources, with the difference reported as net position. Increases or decreases in net position over time may serve as a useful indicator of whether the County's financial position is improving or deteriorating.

The Statement of Activities presents information showing how the County's net position changed during the current fiscal year. All changes in net position are reported as soon as the underlying event giving rise to the change occurs, regardless of the timing of related cash flows. Thus, revenues and expenses are reported for some items that will not result in cash flows until future fiscal periods, such as uncollected taxes and earned but unused vacation leave.

Both of the government-wide financial statements distinguish functions of the County that are principally supported by taxes and intergovernmental revenues (governmental activities) from other functions that are intended to recover all or a significant portion of their costs through user fees and charges (business-type activities). The governmental activities of the County include general government, administration of justice, public works, public safety, health and

WASHOE COUNTY, NEVADA
MANAGEMENT'S DISCUSSION AND ANALYSIS
JUNE 30, 2019
(CONTINUED)

sanitation, welfare, culture and recreation, and community support. The business-type activities of the County include a sewer utility, golf courses, and building permit activities.

The government-wide financial statements also include one legally separate fire protection district for which the County is financially accountable. Financial information for this component unit is reported separately from the financial information for Washoe County itself.

The government-wide financial statements can be found in the basic financial statements section of this report.

Fund financial statements. A fund is a grouping of related accounts that is used to maintain control over resources that have been segregated for specific activities or objectives. Washoe County, like other state and local governments, uses fund accounting to ensure and demonstrate compliance with finance-related legal requirements. Each of the County's funds can be classified as either governmental, proprietary, or fiduciary.

Governmental Funds. Governmental funds are used to account for essentially the same functions reported as governmental activities in the government-wide financial statements. However, unlike the government-wide financial statements, governmental fund financial statements focus on near-term inflows and outflows of spendable resources, as well as on balances of spendable resources available at the end of the fiscal year. Such information can be useful for gauging the County's near-term financial requirements.

Since the focus of governmental funds is narrower than that of the government-wide financial statements, both the governmental fund balance sheet and the governmental fund statement of revenues, expenditures, and changes in fund balances provide a reconciliation to facilitate comparison between governmental funds and governmental activities. These reconciliations are included with the basic financial statements in this report.

The County maintains twenty-three individual governmental funds. The governmental funds financial statements provide separate details for the General Fund, Child Protective Services Fund, Other Restricted Fund, Indigent Tax Levy Fund and the Special Assessment Debt Service Fund, which are considered to be major funds. Data from the remaining governmental funds are combined into a single aggregated presentation. Individual fund data for each of these non-major funds is provided in the form of combining statements in the non-major governmental funds section of this report.

The County adopts an annual appropriated budget for each of its governmental funds. A budgetary comparison is provided for each of the County's governmental funds to demonstrate compliance with the budget. The budgetary comparison statement for the General Fund, Child Protective Services Fund, Indigent Tax Levy Fund and the Other Restricted Fund are presented with the basic financial statements. The budgetary comparisons for all other governmental funds are included in the fund financial statements and schedules included as supplementary information.

Proprietary Funds. The County maintains two different types of proprietary funds. Enterprise funds are used to report the same functions presented as business-type activities in the government-wide financial statements. Washoe County uses enterprise funds to account for a sewer utility, golf courses and building permit activities. Internal service funds are an accounting device used to accumulate and allocate costs internally among the County's various functions. The County uses internal service funds to account for its fleet of vehicles and for self-insurance activities including liability insurance, workers' compensation and group health insurance. Because these activities predominantly benefit governmental rather than business-type functions, they are included within governmental activities in the government-wide financial statements.

Proprietary funds provide the same type of information as the government-wide financial statements, but in more detail. The proprietary fund financial statements provide separate information for the Utilities Fund and the Building and Safety Fund, which are considered to be major funds. The remaining funds are combined into a single, aggregated presentation. All internal service funds are combined into a single, aggregated presentation in the proprietary fund financial statements. Individual fund data for the remaining enterprise and internal service funds is provided in the form of combining statements in the applicable sections of this report.

WASHOE COUNTY, NEVADA
MANAGEMENT'S DISCUSSION AND ANALYSIS
JUNE 30, 2019
(CONTINUED)

Fiduciary Funds. Fiduciary funds are used to account for resources held for the benefit of parties outside of the County. Fiduciary funds are not included in the government-wide financial statements because the resources of those funds are not available to support the County's own programs. The accounting used for fiduciary funds is much like that used for proprietary funds.

Notes to the Basic Financial Statements. The notes provide additional information that is essential to a full understanding of the data provided in the government-wide and fund financial statements. The notes to the financial statements can be found in this report following the basic financial statements.

Other Information. Following the notes in this report, required supplementary information is presented concerning the County's progress in funding its obligations to provide retiree health benefits and pensions. Other information, including combining and individual fund statements and schedules are presented after the basic financial statements, notes and required supplementary information. In addition, unaudited statistical information is provided on a ten-year basis, as available, for trend analysis and to provide historical perspective.

GOVERNMENT-WIDE FINANCIAL ANALYSIS

The County's assets and deferred outflows of resources exceeded liabilities and deferred inflows by \$173.6 million at June 30, 2019, an increase of 41% from the prior year. This resulted primarily from the implementation of GASB 75, which now requires government entities to recognize their long term postemployment obligations in their financials. Each of these factors is discussed in more detail in the notes to the financial statements.

Washoe County's Net Position
(in Thousands)

	Governmental Activities		Business-Type Activities		Total	
	2019	2018	2019	2018	2019	2018
Assets						
Current and other assets	\$ 271,566	\$ 239,756	\$ 132,567	\$ 119,431	\$ 404,133	\$ 359,187
Net capital assets	465,057	478,619	143,834	145,506	608,891	624,125
Total assets	736,623	718,375	276,401	264,937	1,013,024	983,312
Deferred outflows of resources	98,741	95,535	1,649	1,622	100,390	97,157
Liabilities						
Current liabilities	35,640	39,606	3,517	2,620	39,157	42,226
Noncurrent liabilities due within one year	42,225	39,368	2,678	2,595	44,903	41,963
Noncurrent liabilities due in more than one year	796,289	815,131	17,446	19,903	813,735	835,034
Total liabilities	874,154	894,105	23,641	25,118	897,795	919,223
Deferred inflows of resources	41,422	37,374	566	474	41,988	37,848
Net position						
Net investment in capital assets	404,947	394,493	134,143	133,532	539,090	528,025
Restricted	133,879	111,377	3,027	2,157	136,906	113,534
Unrestricted	(619,038)	(623,439)	116,673	105,278	(502,365)	(518,161)
Total net position	\$ (80,212)	\$ (117,569)	\$ 253,843	\$ 240,967	\$ 173,631	\$ 123,398

The largest portion of the County's net position remains its investment in capital assets (e.g., land, buildings, equipment and construction in progress), less any outstanding debt used to acquire them. Capital assets are used to provide services to citizens and therefore are not regarded as being available to fund future spending. Similarly, though they are reported net of related debt, the capital assets themselves will not be used to liquidate these obligations.

WASHOE COUNTY, NEVADA
MANAGEMENT'S DISCUSSION AND ANALYSIS
JUNE 30, 2019
(CONTINUED)

Restricted net position of \$136.9 million is an increase of \$23.4 million from the prior year, and represents resources that are subject to external restrictions (statutes, bond covenants, or granting agencies) on how they may be used. Additional details concerning these restrictions are provided in the notes to the financial statements.

Unrestricted net position represents resources that can be used to meet the County's other obligations to citizens and creditors, though these resources may not be in spendable form. It is not uncommon for governments to report negative net position, particularly in the governmental activities column. Unrestricted net position deficits commonly arise because governments have long-term liabilities that they fund on a pay-as-you-go basis, appropriating resources annually as payments come due rather than accumulating assets in advance. Washoe County's deficit in unrestricted net position for governmental activities is \$619.0 million in the current year as a result of the continuing impact of GASB 68 and GASB 75. GASB 68 and its impact on the financial statements is discussed in detail in note 14. GASB 75 and its impact on the financial statements is discussed in detail in note 15.

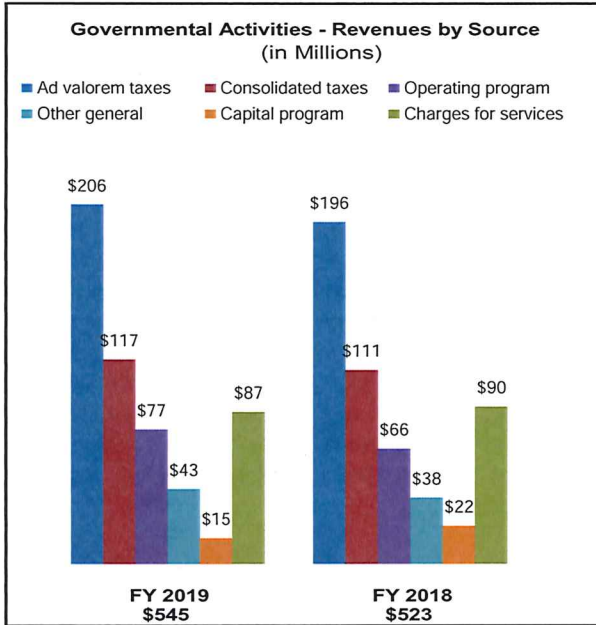
The unrestricted net position of the County's business-type activities of \$116.7 million may not be used to fund governmental activities.

Washoe County Changes In Net Position
(in Thousands)

	<u>Governmental Activities</u>		<u>Business-type Activities</u>		<u>Total</u>	
	<u>2019</u>	<u>2018</u>	<u>2019</u>	<u>2018</u>	<u>2019</u>	<u>2018</u>
Revenues:						
Program revenues:						
Charges for services	\$ 87,949	\$ 89,847	\$ 21,330	\$ 19,469	\$ 109,279	\$ 109,316
Operating grants, interest and contributions	77,323	65,594	3,758	911	81,081	66,505
Capital grants, interest and contributions	14,791	21,990	9,764	11,809	24,555	33,799
General revenues:						
Ad valorem taxes	205,759	196,142	-	-	205,759	196,142
Consolidated taxes	116,837	111,301	-	-	116,837	111,301
Other intergovernmental	38,041	36,714	-	-	38,041	36,714
Investment earnings	4,958	917	386	-	5,344	917
Other	12	50	-	-	12	50
Total revenues	<u>545,670</u>	<u>522,555</u>	<u>35,238</u>	<u>32,189</u>	<u>580,908</u>	<u>554,744</u>
Expenses:						
General government	85,657	85,802	-	-	85,657	85,802
Judicial	76,304	77,136	-	-	76,304	77,136
Public safety	177,010	168,377	-	-	177,010	168,377
Public works	37,197	45,124	-	-	37,197	45,124
Health and sanitation	22,693	22,159	-	-	22,693	22,159
Welfare	84,459	88,059	-	-	84,459	88,059
Culture and recreation	23,299	24,470	-	-	23,299	24,470
Community support	180	256	-	-	180	256
Interest/fiscal charges	5,142	5,657	-	-	5,142	5,657
Utilities	-	-	19,274	11,981	19,274	11,981
Golf courses	-	-	281	268	281	268
Building permits	-	-	2,807	2,313	2,807	2,313
Total Expenses	<u>511,941</u>	<u>517,040</u>	<u>22,362</u>	<u>14,562</u>	<u>534,303</u>	<u>531,602</u>
Change in net position	33,729	5,515	12,876	17,627	46,605	23,142
Net position, July 1, as restated	<u>(113,941)</u>	<u>(123,084)</u>	<u>240,967</u>	<u>223,340</u>	<u>127,026</u>	<u>100,256</u>
Net position, June 30	<u>\$ (80,212)</u>	<u>\$ (117,569)</u>	<u>\$ 253,843</u>	<u>\$ 240,967</u>	<u>\$ 173,631</u>	<u>\$ 123,398</u>

WASHOE COUNTY, NEVADA
MANAGEMENT'S DISCUSSION AND ANALYSIS
JUNE 30, 2019
(CONTINUED)

Governmental Activities. Governmental activities increased the County's net position at June 30th by \$33.7 million for the year. This increase was largely driven due to the an increase in ad valorem and consolidated tax revenues.

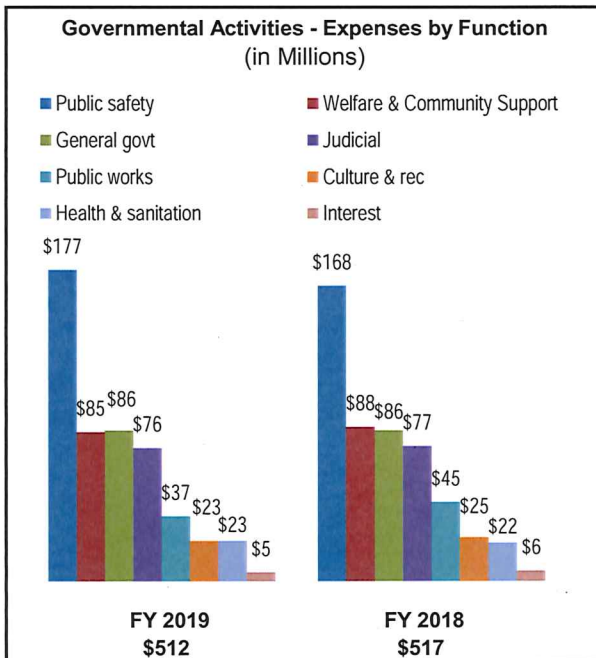


Revenues for ad valorem taxes were \$10 million (5%) higher than FY18. Ad valorem taxes and consolidated taxes make up 58% of revenues from governmental activities. Consolidated sales taxes (received from the state) increased significantly for the sixth consecutive year, growing by \$6 million (5%).

Operating program revenues increased \$11 million (18%) when compared to the prior year.

Other general revenues increase \$5 million (14%) when compared to the prior year. Other general revenues include sales and other taxes, intergovernmental revenues, and unrestricted investment earnings.

Capital program revenues decreased by \$7 million or 33% compared to fiscal year 2018. These revenues are subject to fluctuation and such variation is not unusual.



Expenses for governmental activities decreased by \$5 million (1%) compared to the prior year, primarily the result of decreases in expenses that occurred in FY18 associated with floods. Services and supplies expense for public safety and health & sanitation increased during the year. Some of these increases in spending are a reflection of economic recovery and were anticipated in the budget.

Public safety costs increased by \$9 million (5%) compared to the prior year, in part due to increased program activity levels.

Services and supplies expense in public works decreased \$8 million (18%) for this fiscal year because of decreased expenses in the current year associated with the FY 2017 floods that continue to impact the region.

Business-type Activities. Net position of \$253.8 million for business-type activities is \$12.9 million more than the prior year. This increase is primarily the result of increased current operating revenues and capital.

Increases in charges for services revenue for business-type activities was \$1.9 million when compared to the prior year. This was mainly due to the increase in new sewer customers and an increase in sewer rates in the Utilities business. Operating expenses for utility operations increased \$7.3 million. Expenses for golf course operations increased by \$13 thousand (5%), and expenditures for building permit activities increased \$0.5 million (21%) as a result of planned increases in salaries and wages and the hiring of additional staff.

**WASHOE COUNTY, NEVADA
MANAGEMENT'S DISCUSSION AND ANALYSIS
JUNE 30, 2019
(CONTINUED)**

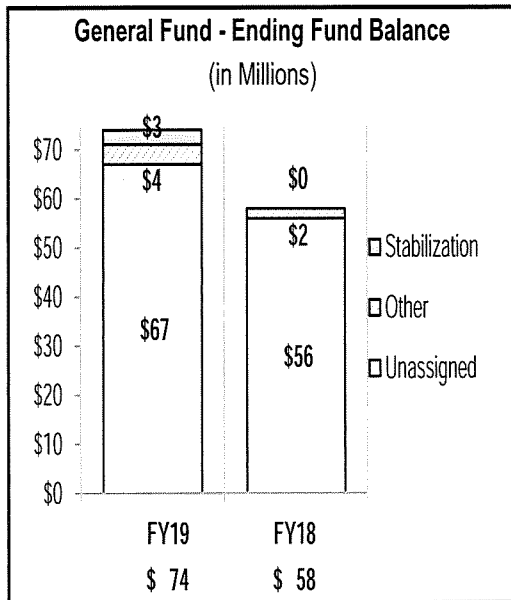
FINANCIAL ANALYSIS – GOVERNMENTAL FUNDS

As noted earlier, Washoe County uses fund accounting to ensure and demonstrate compliance with finance-related legal requirements.

Governmental Funds. The focus of the County's governmental funds is to provide information on near-term inflows, outflows and balances of spendable resources. Such information is useful in assessing the County's funding requirements. In particular, unassigned fund balance can provide a useful measure of net resources available for discretionary use since they represent fund balance which has not been limited to use for a particular purpose by either an external party or the County itself.

At June 30, 2019, Washoe County's governmental funds reported combined fund balances of \$198.5 million, an increase of \$30.7 million in comparison to the prior year. This increase is primarily due to the increases in the General Fund, Other Restricted Fund, Indigent Tax Levy Fund, Special Assessment Debt Service Fund and Other Governmental Funds offset by a decrease in Child Protective Services Funds largely associated with an appropriate change in the recording of activity of this fund. Within the Other Governmental Funds, there was a \$13.1 million increase in fund balance. This increase is primarily due to a \$5.2 million increase in the Special Revenue Funds and an increase of \$7.3 million in the Capital Projects Funds. Unassigned General Fund balance of \$66.7 million is 32% of the total governmental fund balance. The remainder of fund balance is either nonspendable (not in spendable form or legally required to be maintained intact); or restricted, committed or assigned for particular purposes. Fund balances are discussed in greater detail in note 13.

General Fund. The General Fund is the County's primary operating fund. Total fund balance increased \$16.0 million (28%) for the year primarily due to an increase of \$16 million (5%) of revenue and a decrease of expenditures over the prior year. The revenue increase is attributed to an increase in ad valorem and consolidated taxes which together consists of 80% of County revenue. Ad valorem taxes increased \$7 million (4%) over prior year and consolidated taxes increased \$6 million (5%) over prior year.



The stabilization portion of fund balance represents funds reserved for stabilization purposes in the event of a fiscal emergency, as authorized by Nevada Revised Statutes 354.6115. Stabilization funding levels are set by the Board of County Commissioners, and the balance is included in restricted fund balance. On April 28, 2015, the Board of County Commissioners approved a policy change in stabilization funding, from a percentage of expenditures to a minimum amount of \$3 million committed. The stabilization fund balance was reduced to zero in FY18 due to expenditures for the January, 2017 and February, 2017 flood events. The stabilization reserve was replenished back to its minimum amount of \$3 million for FY19 by the BCC on May 21, 2019.

Other fund balances include non-spendable, restricted, committed and assigned amounts. The total of these balances increased 82% in the current year. Restricted fund balance of \$3.8 million is restricted for debt service, the Public Employee Benefit Program for retiree health benefits and Stabilization reserves. The committed and assigned fund balance of \$3.5 million is for major contracts and purchase orders extending into the following fiscal year.

Child Protective Services Fund. The Child Protective Services Fund, a major fund managed by the Human Services Agency, accounts for resources specifically appropriated to protect against the neglect, abandonment and abuse of children in Washoe County. Federal and state grants are the primary funding sources, and together made up 79% of the revenue for the year. Other revenue and ad valorem taxes are contributing 12% while service fees are contributing 9%. Expenditures include personnel costs, as well as, expenditures for child protection and

WASHOE COUNTY, NEVADA
MANAGEMENT'S DISCUSSION AND ANALYSIS
JUNE 30, 2019
(CONTINUED)

placement, including emergency shelter, professional services, foster care, adoption subsidies, referral services, and other operating services and supplies.

Ending fund balance of \$11.6 million decreased \$1.1 million (9%) from prior year primarily due an increase in staffing levels, cost of living increases, increase in the number of children placed for adoption and the ongoing funding of the Specialized Foster Care Program also contributed to this decrease. Restricted fund balance consists primarily of donations and private foundation grants to support related expenditures. The remainder of the fund balance is committed for the support of child protective programs.

Other Restricted Fund. The Other Restricted Fund, a major fund, accounts for various specific resources restricted for specified purposes consistent with legal and operating requirements. Resources include: ad valorem tax apportionments for Cooperative Extension support, car rental fees for the Reno baseball stadium debt, justice court administrative assessments for court projects, fees and donations for Wilbur D. May Center support and grants and restricted donations for General Fund departments. Ending fund balance of \$23.4 million increased \$1 million or 5% from the prior year. Overall fund activity for current fiscal year is consistent with that of the prior fiscal year.

Indigent Tax Levy Fund. The Indigent Tax Levy Fund, a major fund, accounts for ad valorem tax revenues and investment earnings specifically appropriated to provide medical assistance to the indigent. Ad valorem taxes collected increased \$447,000 over the previous fiscal year. Ending fund balance of \$7.4 million increased \$1.8 million when compared to the prior fiscal year.

Special Assessment Debt Service Fund. The Special Assessment Debt Service Fund, a major fund, accounts for assessments, penalties, investment income and other resources accumulated to retire debt issued for improvements benefiting those properties against which the special assessments are levied. Ending fund balance of \$1.6 million increased \$100,000 or 7% from the prior year. The decrease in revenues in this fund is often matched by the decrease in expenditures.

Proprietary Funds. Proprietary fund statements provide the same type of information found in the government-wide financial statements, but in greater detail and at the individual fund level. They are accounted for using the full accrual basis of accounting; therefore, no reconciliation is required to the government-wide statements.

Utilities Fund. The Utilities Fund, a major fund, was established to account for County-owned and operated water and sewer systems in the unincorporated areas of the County. Ending net position of the fund increased \$10.7 million primarily due to an increase in net income from operating activities and the collection of \$8.4 million in hookup fees.

Building & Safety Fund. The Building & Safety Fund, a major fund, established to account exclusively for revenues and expenses relating to the issuance of building permits, as established by NRS 354.59891. Ending net position of the fund increased \$0.8 million primarily due to the strong demand for building permits in the region.

General Fund Budgetary Highlights

Original budget compared to final budget. On December 11, 2018 with the Board of County Commissioners approval of the Comprehensive Annual Financial Report for the period ending June 30, 2018 an augmentation to the General Fund budget of \$1.4 million was approved for purchase orders extending into the following fiscal year for services and supplies and capital outlay.

**WASHOE COUNTY, NEVADA
MANAGEMENT'S DISCUSSION AND ANALYSIS
JUNE 30, 2019
(CONTINUED)**

Final budget compared to actual results. Overall, revenues varied from the budget by only 3% for the year; this is not considered significant. Similarly, overall expenditures varied only 4% from the final budget.

There was a 51% favorable variance to final budget in the community support function mainly attributable to lower than planned spending for services and supplies.

There was an 18% favorable variance to final budget in human services activities of the welfare function mainly attributable to lower than planned spending for services and supplies.

CAPITAL ASSETS

The County's investment in capital assets (net of depreciation) for its governmental and business-type activities totaled \$609 million at year end, as summarized below.

**Washoe County Capital Assets (Net of Depreciation)
(in Thousands)**

	Governmental Activities		Business-Type Activities		Total	
	2019	2018	2019	2018	2019	2018
Land, use rights	\$ 149,826	\$ 147,359	\$ 8,139	\$ 7,923	\$ 157,965	\$ 155,282
Plant capacity	-	-	825	825	825	825
Construction in progress	10,330	9,570	19,641	21,521	29,971	31,091
Land improvements	22,988	24,404	2,440	2,308	25,428	26,712
Building/improvements	165,149	171,923	39,918	38,728	205,067	210,651
Infrastructure	95,945	105,824	71,682	72,947	167,627	178,771
Equipment	18,413	16,397	106	91	18,519	16,488
Software	2,406	3,142	145	165	2,551	3,307
Plant capacity, depreciable	-	-	938	998	938	998
Total	\$ 465,057	\$ 478,619	\$ 143,834	\$ 145,506	\$ 608,891	\$ 624,125

Capital assets related to governmental activities decreased \$14 million in comparison to the prior year, primarily due to the net effect of current year depreciation of \$34 million and the assets acquired or completed during the year, which included:

- Park Improvements: \$1.5 million
- Road construction: \$4.5 million
- Equipment additions and disposals: \$3.2 million
- Bridges \$1.3 million
- Public Works \$4.6 million

Capital assets related to business-type activities decreased \$2 million in comparison to the prior year. Additional information on the County's capital assets can be found in note 6.

**WASHOE COUNTY, NEVADA
MANAGEMENT'S DISCUSSION AND ANALYSIS
JUNE 30, 2019
(CONTINUED)**

OUTSTANDING DEBT

At June 30, 2019, the County's outstanding bonded debt totaled \$137 million. Of this amount, \$100 million is general obligation debt backed by the full faith and credit of the County, and \$4 million is special assessment debt for which the County is liable in the event of default by property owners subject to the assessment. The remainder of the County's debt consists of revenue bonds secured solely by specified revenue sources.

**Washoe County Outstanding Debt
(in Thousands)**

	Governmental Activities		Business-Type Activities		Total	
	2019	2018	2019	2018	2019	2018
General Obligation Bonds	\$ 90,335	\$ 96,718	\$ 9,690	\$ 11,975	\$ 100,025	\$ 108,693
Revenue Bonds	33,251	34,312	-	-	33,251	34,312
Special Assessment Bonds	4,105	4,660	-	-	4,105	4,660
Total	\$ 127,691	\$ 135,690	\$ 9,690	\$ 11,975	\$ 137,381	\$ 147,665

Outstanding debt related to governmental activities decreased by \$8 million from prior year due to regularly scheduled principal payments, discounts, premiums and deferred charges on refunding.

Outstanding debt for business-type activities decreased \$2 million from prior year due to regularly scheduled principal payments, discounts, premiums and deferred charges on refunding.

State Statute (NRS 244A.059) limits the amount of general obligation debt a government entity may issue to 10% of its total assessed valuation. The current limitation for the County is \$1.7 billion, which is \$1.5 billion in excess of the County's outstanding general obligation debt.

Additional information regarding the County's long-term debt can be found in notes 9, 10, and 11 to the financial statements.

REQUESTS FOR INFORMATION

This report is designed to provide a general overview of the County's finances for all interested parties. Questions concerning the information provided in this report or requests for additional financial information should be addressed to the Washoe County Comptroller, 1001 E. 9th Street, Room D-200, Reno, NV 89512. This report will also be available on the County's web site (www.washoecounty.us/comptroller/CAFR). Truckee Meadows Fire Protection District is included in this report as a discretely presented component unit. This entity issues its own separately audited financial statements, which is filed at the Washoe County Clerk's Office, 1001 E. 9th Street, Room A-150, Reno, Nevada 89512.



This Page Intentionally Left Blank



BASIC FINANCIAL STATEMENTS

BASIC FINANCIAL STATEMENTS

	<u>Page</u>
Government-wide Financial Statements	
Statement of Net Position	15
Statement of Activities	16
Fund Financial Statements	
Governmental Funds	18
Other Restricted Fund	27
Proprietary Funds	32
Fiduciary Funds	37



This Page Intentionally Left Blank

WASHOE COUNTY, NEVADA
STATEMENT OF NET POSITION
JUNE 30, 2019

	Primary Government			Component Unit
	Governmental Activities	Business-type Activities	Total	Truckee Meadows Fire Protection District
Assets				
Cash and investments	\$ 223,445,262	\$ 108,090,420	\$ 331,535,682	\$ 19,690,824
Restricted cash and investments (Note 4)	795,406	1,275,616	2,071,022	-
Accounts receivable	8,298,773	1,271,190	9,569,963	195,767
Consolidated tax receivable	20,347,847	-	20,347,847	-
Property taxes receivable	1,463,383	-	1,463,383	159,950
Other taxes receivable	10,996,714	-	10,996,714	-
Interest receivable	1,003,307	414,097	1,417,404	78,138
Due from other governments	18,595,434	2,624,614	21,220,048	3,020,482
Internal balances	(18,685,257)	18,685,257	-	-
Inventory	325,040	-	325,040	-
Deposits and other assets	108,210	15,619	123,829	43,207
Long-term restricted cash and investments (Note 4)	2,500,000	-	2,500,000	-
Long-term assets (Notes 5)	2,371,832	190,147	2,561,979	-
Capital Assets: (Note 6)				
Nondepreciable	160,156,288	28,604,763	188,761,051	4,372,603
Other capital assets, net of depreciation	304,900,854	115,229,089	420,129,943	24,214,665
Total Assets	<u>736,623,093</u>	<u>276,400,812</u>	<u>1,013,023,905</u>	<u>51,775,636</u>
Deferred Outflows of Resources				
Deferred charge on refunding	397,355	96,822	494,177	-
Deferred outflows of resources - Pensions (Note 14)	72,609,741	1,075,943	73,685,684	8,285,202
Deferred outflows of resources - OPEB (Note 15)	25,734,390	476,613	26,211,003	2,403,458
Total Deferred Outflows of Resources	<u>98,741,486</u>	<u>1,649,378</u>	<u>100,390,864</u>	<u>10,688,660</u>
Liabilities				
Accounts payable	11,069,187	805,609	11,874,796	2,559,289
Accrued salaries and benefits	5,359,381	83,048	5,442,429	-
Contracts/retention payable	46,286	591,036	637,322	-
Interest payable	825,754	113,378	939,132	-
Accrued interest - capital appreciation bonds	9,926,385	-	9,926,385	-
Due to other governments	5,766,606	520,274	6,286,880	156,355
Other liabilities (Note 7)	2,645,021	304,729	2,949,750	167,000
Unearned revenue (Note 8)	1,387	1,099,278	1,100,665	-
Noncurrent Liabilities: (Notes 9,10,11,16)				
Due within one year	42,225,076	2,678,081	44,903,157	2,034,709
Due in more than one year, payable from restricted assets	2,500,000	-	2,500,000	-
Due in more than one year				
Net pension liability (Note 14)	409,123,695	5,487,434	414,611,129	32,090,988
OPEB liability (Note 15)	240,179,708	4,482,194	244,661,902	4,296,791
Due in more than one year - Other	144,486,059	7,476,111	151,962,170	4,246,151
Total Liabilities	<u>874,154,545</u>	<u>23,641,172</u>	<u>897,795,717</u>	<u>45,551,283</u>
Deferred Inflows of Resources				
Deferred inflows of resources - Pensions (Note 14)	28,248,088	311,138	28,559,226	2,327,519
Deferred inflows of resources - OPEB (Note 15)	13,174,016	254,965	13,428,981	231,221
Total Deferred Inflows of Resources	<u>41,422,104</u>	<u>566,103</u>	<u>41,988,207</u>	<u>2,558,740</u>
Net Position (Note 13)				
Net investment in capital assets	404,947,092	134,143,401	539,090,493	28,587,268
Restricted for:				
General government	11,310,726	-	11,310,726	-
Judicial	10,239,409	-	10,239,409	-
Public safety	13,977,152	1,864,712	15,841,864	1,627,417
Public works	254,438	-	254,438	-
Health and sanitation	12,303,643	-	12,303,643	-
Welfare	9,761,410	-	9,761,410	-
Culture and recreation	2,018,751	-	2,018,751	-
Debt service	14,458,306	1,162,238	15,620,544	-
Capital projects	29,750,677	-	29,750,677	4,504,973
Claims	29,804,583	-	29,804,583	1,153,004
Unrestricted	(619,038,257)	116,672,564	(502,365,693)	(21,518,389)
Total Net Position	<u>\$ (80,212,070)</u>	<u>\$ 253,842,915</u>	<u>\$ 173,630,845</u>	<u>\$ 14,354,273</u>

The notes to the financial statements are an integral part of this statement.

**WASHOE COUNTY, NEVADA
STATEMENT OF ACTIVITIES
FOR THE YEAR ENDED JUNE 30, 2019**

Functions/Programs	Expenses	Indirect Expenses Allocation	Program Revenues		
			Charges for Services	Operating Grants, Interest, Contributions	Capital Grants, Interest, Contributions
Primary Government					
Governmental Activities:					
General government	\$ 85,657,446	\$ (4,430,488)	\$ 35,424,346	\$ 5,132,763	\$ 140,289
Judicial	76,304,105	-	9,133,905	3,891,744	60,484
Public safety	177,010,052	547,673	21,749,895	6,429,860	2,786,366
Public works	37,197,063	374,916	7,891,745	4,837,561	9,860,655
Health and sanitation	22,692,791	1,284,323	8,517,480	8,065,870	635,302
Welfare	84,458,721	2,137,913	3,349,970	47,049,453	86,301
Culture and recreation	23,298,517	85,663	1,881,515	1,914,859	1,222,027
Community support	180,071	-	-	-	-
Interest on long-term debt	5,141,785	-	-	-	-
Total Governmental Activities	511,940,551	-	87,948,856	77,322,110	14,791,424
Business-type Activities:					
Utilities	19,273,667	-	17,450,144	3,754,380	8,783,704
Golf courses	281,052	-	184,269	3,758	979,706
Building permits	2,806,788	-	3,695,875	-	-
Total Business-type Activities	22,361,507	-	21,330,288	3,758,138	9,763,410
Total Primary Government	\$ 534,302,058	\$ -	\$ 109,279,144	\$ 81,080,248	\$ 24,554,834
Component Unit:					
Truckee Meadows Fire Protection District	\$ 34,083,907	\$ -	\$ 525,145	\$ 100	\$ -
Total Component Units	\$ 34,083,907	\$ -	\$ 525,145	\$ 100	\$ -

General Revenues:
Ad valorem taxes
Unrestricted intergovernmental revenues:
Consolidated taxes
LGTA sales taxes
Infrastructure sales tax
Other taxes and intergovernmental revenues
Other miscellaneous
Unrestricted investment earnings
Gain on sales of capital assets
Total General Revenues

Change in Net Position

Net Position, July 1, as restated (note 19)

Net Position, June 30

The notes to the financial statements are an integral part of this statement.

Net (Expense) Revenue and Changes in Net Position

Primary Government			Component Unit
Governmental Activities	Business-type Activities	Total	Truckee Meadows Fire Protection District
\$ (40,529,560)	\$ -	\$ (40,529,560)	
(63,217,972)	-	(63,217,972)	
(146,591,604)	-	(146,591,604)	
(14,982,018)	-	(14,982,018)	
(6,758,462)	-	(6,758,462)	
(36,110,910)	-	(36,110,910)	
(18,365,779)	-	(18,365,779)	
(180,071)	-	(180,071)	
(5,141,785)	-	(5,141,785)	
<u>(331,878,161)</u>	<u>-</u>	<u>(331,878,161)</u>	
	10,714,561	10,714,561	
	886,681	886,681	
	<u>889,087</u>	<u>889,087</u>	
-	12,490,329	12,490,329	
<u>(331,878,161)</u>	<u>12,490,329</u>	<u>(319,387,832)</u>	
			\$ <u>(33,558,662)</u>
			<u>(33,558,662)</u>
205,759,250	-	205,759,250	18,494,193
116,837,252	-	116,837,252	8,725,419
14,681,802	-	14,681,802	1,662,289
10,450,539	-	10,450,539	-
2,985,495	-	2,985,495	73,593
9,922,656	-	9,922,656	1,841,580
4,958,346	385,832	5,344,178	733,940
12,182	-	12,182	850,940
<u>365,607,522</u>	<u>385,832</u>	<u>365,993,354</u>	<u>32,381,954</u>
33,729,361	12,876,161	46,605,522	(1,176,708)
<u>(113,941,431)</u>	<u>240,966,754</u>	<u>127,025,323</u>	<u>15,530,981</u>
<u>\$ (80,212,070)</u>	<u>\$ 253,842,915</u>	<u>\$ 173,630,845</u>	<u>\$ 14,354,273</u>

The notes to the financial statements are an integral part of this statement.

**WASHOE COUNTY, NEVADA
GOVERNMENTAL FUNDS
BALANCE SHEET
JUNE 30, 2019**

	General Fund	Child Protective Services Fund	Other Restricted Fund	Indigent Tax Levy Fund
Assets				
Cash and investments	\$ 55,372,584	\$ 7,927,868	\$ 21,191,952	\$ 10,118,719
Restricted cash and investments (Note 4)	750,000	-	45,406	-
Accounts receivable	2,017,823	432,932	8,420	-
Consolidated tax receivable	20,347,847	-	-	-
Property taxes receivable	1,218,937	40,093	10,025	60,152
Other taxes receivable	4,155,052	-	358,420	-
Interest receivable	522,231	-	19,606	38,462
Due from other governments	3,540,753	7,953,017	2,631,818	123,269
Deposits and prepaid items	2,077	-	25,354	-
Total Assets	\$ 87,927,304	\$ 16,353,910	\$ 24,291,001	\$ 10,340,602
Liabilities				
Accounts payable	\$ 3,595,309	\$ 2,501,176	\$ 558,930	\$ 579,903
Accrued salaries and benefits	4,001,982	489,980	140,715	87,781
Contracts/retention payable	-	-	-	-
Due to other governments	812,057	765	35,346	2,256,552
Deposits (Note 7)	2,277,534	-	53,969	-
Other liabilities (Note 7)	144,987	1,461	-	-
Unearned revenue (Note 8)	-	-	-	-
Total Liabilities	10,831,869	2,993,382	788,960	2,924,236
Deferred Inflows of Resources (Note 8)				
Unavailable revenue - grants and other revenue	2,400,000	1,740,246	326,433	-
Unavailable revenue - property taxes	795,633	30,968	7,743	46,462
Total Deferred Inflows of Resources	3,195,633	1,771,214	334,176	46,462
Fund Balances (Note 13)				
Nonspendable	2,077	-	25,354	-
Restricted	3,753,422	250,862	22,303,749	7,369,904
Committed	806,250	11,338,452	1,196,231	-
Assigned	2,680,502	-	-	-
Unassigned	66,657,551	-	(357,469)	-
Total Fund Balances	73,899,802	11,589,314	23,167,865	7,369,904
Total Liabilities, Deferred Inflows of Resources, and Fund Balances	\$ 87,927,304	\$ 16,353,910	\$ 24,291,001	\$ 10,340,602

The notes to the financial statements are an integral part of this statement.

Special Assessment Debt Service Fund	Other Governmental Funds	Total Governmental Funds
\$ 1,561,988	\$ 78,375,642	\$ 174,548,753
-	-	795,406
-	864,889	3,324,064
-	-	20,347,847
-	134,176	1,463,383
4,682,127	1,801,114	10,996,713
5,490	235,293	821,082
-	4,346,577	18,595,434
-	-	27,431
<u>\$ 6,249,605</u>	<u>\$ 85,757,691</u>	<u>\$ 230,920,113</u>
\$ 693	\$ 2,691,431	\$ 9,927,442
-	581,487	5,301,945
-	46,286	46,286
-	1,101,758	4,206,478
-	140,614	2,472,117
16,300	10,156	172,904
-	1,387	1,387
<u>16,993</u>	<u>4,573,119</u>	<u>22,128,559</u>
4,682,127	158,285	9,307,091
-	104,164	984,970
<u>4,682,127</u>	<u>262,449</u>	<u>10,292,061</u>
-	-	27,431
1,550,485	58,062,451	93,290,873
-	12,250,280	25,591,213
-	10,609,392	13,289,894
-	-	66,300,082
<u>1,550,485</u>	<u>80,922,123</u>	<u>198,499,493</u>
<u>\$ 6,249,605</u>	<u>\$ 85,757,691</u>	<u>\$ 230,920,113</u>

The notes to the financial statements are an integral part of this statement.

**WASHOE COUNTY, NEVADA
RECONCILIATION OF THE BALANCE SHEET
OF GOVERNMENTAL FUNDS TO THE
STATEMENT OF NET POSITION
JUNE 30, 2019**

Fund Balances - Governmental Funds	\$	198,499,493
Amounts reported for governmental activities in the statement of net position are different because:		
Capital assets and long-term assets used in governmental activities are not financial resources and therefore are not reported in governmental funds.		
Governmental capital assets	\$ 1,245,311,690	
Less accumulated depreciation	<u>(793,719,691)</u>	451,591,999
Other assets used in governmental activities are not financial resources and therefore are not reported in governmental funds.		
Lease Deposits - long term	2,164,372	
Prepaid equipment lease - long term	170,630	
Deferred Outflows - PERS Pension (GASB 68)	72,609,741	
Deferred Outflows - OPEB Pension (GASB 75)	25,734,390	
Deposits - long term	14,697	
Prepaid bond insurance	36,830	98,395,658
Other liabilities are not due and payable in the current period and therefore are not reported in governmental funds.		
Lease payable based on the amortization of non level payments	(99,126)	
Accreted Interest	(9,926,385)	(10,025,511)
Long-term liabilities and deferred outflows of resources, including bonds payable and accrued interest, are not due and payable in the current period and therefore are not reported in governmental funds.		
Governmental bonds payable	(127,691,378)	
Bond premiums, discounts and charge on refundings	(2,927,389)	
Accrued interest payable	(825,754)	
Remediation obligation	(5,676,562)	
Net Pension Liability - GASB 68	(409,123,695)	
Net OPEB Liability - GASB 75	(240,179,708)	
Deferred Inflows - pension	(28,248,088)	
Deferred Inflows - other postemployment benefits	(13,174,016)	
Compensated absences	<u>(28,124,569)</u>	(855,971,159)
Revenues that were not available to fund current expenditures and therefore are not reported in governmental funds.		10,292,061
Internal service funds are used by management to charge the costs of certain activities to individual funds. Net position of internal service funds is reported with governmental activities.		
Total net position of internal service funds	45,690,646	
Internal balances receivable from business-type activities	<u>1,500,996</u>	47,191,642
Governmental funds report allocations of indirect expenses to enterprise funds. However, in the Statement of Activities indirect expenses are eliminated.		<u>(20,186,253)</u>
Total Net Position of Governmental Activities	\$	<u><u>(80,212,070)</u></u>

The notes to the financial statements are an integral part of this statement.



This Page Intentionally Left Blank

**WASHOE COUNTY, NEVADA
GOVERNMENTAL FUNDS
STATEMENT OF REVENUES, EXPENDITURES AND CHANGES IN FUND BALANCES
FOR THE YEAR ENDED JUNE 30, 2019**

	<u>General Fund</u>	<u>Child Protective Services Fund</u>	<u>Other Restricted Fund</u>
Revenues			
Taxes:			
Ad valorem	\$ 168,835,138	\$ 5,942,864	\$ 1,485,729
Car rental fee	-	-	1,614,091
Other taxes	503,859	-	-
Special assessments	-	-	-
Licenses and permits	10,215,816	21,615	-
Intergovernmental revenues	140,999,694	40,942,452	9,817,718
Charges for services	20,410,992	4,528,817	3,960,175
Fines and forfeits	6,986,424	-	3,066,255
Miscellaneous	6,910,676	324,877	1,025,362
Total Revenues	354,862,599	51,760,625	20,969,330
Expenditures			
Current:			
General government	46,450,361	-	1,080,536
Judicial	68,820,414	-	6,703,434
Public safety	143,313,801	-	5,434,612
Public works	13,721,659	-	885,974
Health and sanitation	-	-	-
Welfare	1,252,751	59,850,767	1,192,781
Culture and recreation	15,823,089	-	844,383
Community support	176,513	-	-
Intergovernmental	3,768,721	-	1,484,841
Capital outlay	-	-	-
Debt Service:			
Principal	-	-	-
Interest	-	-	-
Debt service fees and other fiscal charges	-	-	-
Total Expenditures	293,327,309	59,850,767	17,626,561
Excess (Deficiency) of Revenues Over (Under) Expenditures	61,535,290	(8,090,142)	3,342,769
Other Financing Sources (Uses)			
Proceeds from asset disposition	11,295	-	-
Proceeds from insurance recoveries	-	-	-
Refunding bonds issued	-	-	-
Transfers in	84,404	7,042,466	-
Transfers out	(45,674,844)	(50,000)	(2,496,467)
Total Other Financing Sources (Uses)	(45,579,145)	6,992,466	(2,496,467)
Net Change in Fund Balances	15,956,145	(1,097,676)	846,302
Fund Balances, July 1 , as restated	57,943,657	12,686,990	22,321,563
Fund Balances, June 30	\$ 73,899,802	\$ 11,589,314	\$ 23,167,865

The notes to the financial statements are an integral part of this statement.

Indigent Tax Levy Fund	Special Assessment Debt Service Fund	Other Governmental Funds	Total Governmental Funds
\$ 8,914,463	\$ -	\$ 20,417,251	\$ 205,595,445
-	-	-	1,614,091
-	-	515,640	1,019,499
-	545,492	-	545,492
-	-	4,648,249	14,885,680
123,269	-	32,259,642	224,142,775
690,572	-	12,690,514	42,281,070
-	-	100	10,052,779
<u>4,746,870</u>	<u>311,211</u>	<u>5,233,468</u>	<u>18,552,464</u>
<u>14,475,174</u>	<u>856,703</u>	<u>75,764,864</u>	<u>518,689,295</u>
-	-	418,951	47,949,848
-	-	-	75,523,848
-	-	20,656,007	169,404,420
-	-	14,725,681	29,333,314
-	-	24,090,794	24,090,794
23,821,269	-	5,464,650	91,582,218
-	-	2,499,080	19,166,552
-	-	-	176,513
-	-	5,229,819	10,483,381
-	-	7,847,298	7,847,298
-	555,392	15,802,618	16,358,010
-	170,598	4,140,848	4,311,446
-	32,372	99,262	131,634
<u>23,821,269</u>	<u>758,362</u>	<u>100,975,008</u>	<u>496,359,276</u>
<u>(9,346,095)</u>	<u>98,341</u>	<u>(25,210,144)</u>	<u>22,330,019</u>
-	-	8	11,303
-	-	879	879
-	-	8,359,000	8,359,000
18,513,178	-	34,658,944	60,298,992
<u>(7,406,894)</u>	<u>-</u>	<u>(4,670,787)</u>	<u>(60,298,992)</u>
<u>11,106,284</u>	<u>-</u>	<u>38,348,044</u>	<u>8,371,182</u>
<u>1,760,189</u>	<u>98,341</u>	<u>13,137,900</u>	<u>30,701,201</u>
<u>5,609,715</u>	<u>1,452,144</u>	<u>67,784,223</u>	<u>167,798,292</u>
<u>\$ 7,369,904</u>	<u>\$ 1,550,485</u>	<u>\$ 80,922,123</u>	<u>\$ 198,499,493</u>

The notes to the financial statements are an integral part of this statement.

**WASHOE COUNTY, NEVADA
RECONCILIATION OF THE STATEMENT OF REVENUES,
EXPENDITURES AND CHANGES IN FUND BALANCES OF GOVERNMENTAL FUNDS
TO THE STATEMENT OF ACTIVITIES
FOR THE YEAR ENDED JUNE 30, 2019**

Net Change in Fund Balances - Governmental Funds \$ 30,701,201

Amounts reported for governmental activities in the Statement of Net Position are different because:

Governmental funds report capital outlays as expenditures. However, in the Statement of Activities, the cost of those assets is depreciated over their estimated useful lives.

Expenditures for capital assets	\$ 12,910,943	
Less current year depreciation/amortization	<u>(30,217,177)</u>	(17,306,234)

Revenues in the Statement of Activities that do not provide current financial resources are not reported as revenues in governmental funds.

Donated capital assets	2,025,979	
Change in unavailable revenue	<u>1,065,974</u>	3,091,953

Bond proceeds provide current financial resources to governmental funds, but issuing debt increases long-term liabilities and/or deferred outflows of resources in the Statement of Net Position. Repayment of bond principal is an expenditure in governmental funds, but the repayment reduces long-term liabilities in the Statement of Net Position. This is the amount by which bonds issued exceeded repayments:

Bonds Issued		(8,359,000)
Bond premium		71,500
Bond principal payments		16,358,009

Some expenses reported in the Statement of Activities do not require the use of current financial resources and therefore are not reported as expenditures in governmental funds.

Amortization of bond premium	329,724	
Amortization of deferred charge on refunding	(131,077)	
Amortization of bond prepaid insurance	(4,778)	
Change of prepaid equipment lease	186,087	
Change in lease deposits	2,164,372	
Change in lease payable	(20,123)	
Change in compensated absences	(264,855)	
Change in remediation obligation	111,896	
Change in claims and judgements	(526,788)	
Change in claims - long term restricted	(106,212)	
Change in GASB 68 pension	432,254	
Change in GASB 75 OPEB (PEBP)	3,357,577	
Change in accrued interest payable	82,697	
Change in accreted interest capital appreciation bonds	(1,079,705)	
Disposition of capital assets	<u>(856,461)</u>	3,674,608

Internal service funds are used by management to charge the costs of certain activities to individual funds. The net revenue (expense) of internal service funds is reported with governmental activities.

Change in net position of internal service funds	6,024,603	
Internal charges reported in business activities	<u>(527,279)</u>	5,497,324
Change in Net Position of Governmental Activities		<u>\$ 33,729,361</u>

The notes to the financial statements are an integral part of this statement.

WASHOE COUNTY, NEVADA
GENERAL FUND
STATEMENT OF REVENUES, EXPENDITURES AND
CHANGES IN FUND BALANCES - BUDGET AND ACTUAL - BY FUNCTION AND ACTIVITY
FOR THE YEAR ENDED JUNE 30, 2019

	<u>Budgeted Amounts</u>		<u>Actual</u>	<u>Variance to Final Budget</u>
	<u>Original</u>	<u>Final</u>		
Revenues				
Taxes:				
Ad valorem	\$ 168,605,246	\$ 168,605,246	\$ 168,835,138	\$ 229,892
Other taxes	425,000	425,000	503,859	78,859
Licenses and permits	9,677,200	9,677,200	10,215,816	538,616
Intergovernmental revenues	136,929,559	136,929,559	140,999,694	4,070,135
Charges for services	19,146,952	19,146,952	20,410,992	1,264,040
Fines and forfeits	6,830,550	6,830,550	6,986,424	155,874
Miscellaneous	3,769,435	3,769,435	6,910,676	3,141,241
Total Revenues	<u>345,383,942</u>	<u>345,383,942</u>	<u>354,862,599</u>	<u>9,478,657</u>
Expenditures by Function and Activity				
General Government:				
Legislative	799,699	751,375	745,839	5,536
Executive	6,713,198	7,186,162	6,831,334	354,828
Elections	1,686,247	2,322,839	2,243,447	79,392
Finance	13,056,328	13,252,942	12,637,110	615,832
Other General Government	28,141,382	28,274,425	23,992,631	4,281,794
Total General Government	<u>50,396,854</u>	<u>51,787,743</u>	<u>46,450,361</u>	<u>5,337,382</u>
Judicial:				
District Court	22,024,290	22,039,842	21,532,273	507,569
District Attorney	22,378,202	22,421,882	21,966,352	455,530
Public Defense	13,969,862	13,969,862	13,889,515	80,347
Justice Courts	11,601,973	11,601,973	11,267,237	334,736
Incline Constable	173,725	173,725	165,037	8,688
Other-budgeted savings	(400,000)	(400,000)	-	(400,000)
Total Judicial	<u>69,748,052</u>	<u>69,807,284</u>	<u>68,820,414</u>	<u>986,870</u>
Public Safety:				
Sheriff and Detention	119,049,834	118,979,657	116,966,833	2,012,824
Medical Examiner	3,980,330	3,980,330	3,795,760	184,570
County Manager	1,968,976	3,342,303	2,520,359	821,944
Juvenile Services	16,043,255	16,043,255	15,467,682	575,573
Protective Services	6,087,561	4,772,934	4,563,167	209,767
Other-budgeted savings	(350,000)	(350,000)	-	(350,000)
Total Public Safety	<u>146,779,956</u>	<u>146,768,479</u>	<u>143,313,801</u>	<u>3,454,678</u>
Public Works:				
Community Services Department (CSD)	14,838,690	15,673,812	13,721,659	1,952,153
Other-budgeted savings	(250,000)	(250,000)	-	(250,000)
Total Public Works	<u>14,588,690</u>	<u>15,423,812</u>	<u>13,721,659</u>	<u>1,702,153</u>
Welfare:				
Human Services	1,822,557	1,522,557	1,252,751	269,806
Culture and Recreation:				
Library	9,793,755	9,793,755	9,517,261	276,494
CSD - Regional Parks and Open Space	6,621,218	6,730,659	6,305,828	424,831
Other Culture and Recreation	(150,000)	(150,000)	-	(150,000)
Total Culture and Recreation	<u>16,264,973</u>	<u>16,374,414</u>	<u>15,823,089</u>	<u>551,325</u>

(CONTINUED)

The notes to the financial statements are an integral part of this statement.

WASHOE COUNTY, NEVADA
GENERAL FUND
STATEMENT OF REVENUES, EXPENDITURES AND
CHANGES IN FUND BALANCES - BUDGET AND ACTUAL - BY FUNCTION AND ACTIVITY
FOR THE YEAR ENDED JUNE 30, 2019

	<u>Budgeted Amounts</u>		<u>Actual</u>	<u>Variance to Final Budget</u>
	<u>Original</u>	<u>Final</u>		
Community Support	\$ 296,761	\$ 361,847	\$ 176,513	\$ 185,334
Intergovernmental	3,751,876	3,751,876	3,768,721	(16,845)
Total Expenditures	<u>303,649,719</u>	<u>305,798,012</u>	<u>293,327,309</u>	<u>12,470,703</u>
Excess (Deficiency) of Revenues Over (Under) Expenditures	<u>41,734,223</u>	<u>39,585,930</u>	<u>61,535,290</u>	<u>21,949,360</u>
Other Financing Sources (Uses)				
Proceeds from asset disposition	5,000	5,000	11,295	6,295
Transfers in	332,400	332,400	84,404	(247,996)
Transfers out	<u>(43,218,481)</u>	<u>(42,458,481)</u>	<u>(45,674,844)</u>	<u>(3,216,363)</u>
Total Other Financing Sources (Uses)	<u>(42,881,081)</u>	<u>(42,121,081)</u>	<u>(45,579,145)</u>	<u>(3,458,064)</u>
Net Change in Fund Balances	(1,146,858)	(2,535,151)	15,956,145	18,491,296
Fund Balances, July 1, as restated	<u>47,846,828</u>	<u>49,235,121</u>	<u>57,943,657</u>	<u>8,708,536</u>
Fund Balances, June 30	<u>\$ 46,699,970</u>	<u>\$ 46,699,970</u>	<u>\$ 73,899,802</u>	<u>\$ 27,199,832</u>

The notes to the financial statements are an integral part of this statement.

**WASHOE COUNTY, NEVADA
CHILD PROTECTIVE SERVICES FUND
STATEMENT OF REVENUES, EXPENDITURES AND
CHANGES IN FUND BALANCES - BUDGET AND ACTUAL
FOR THE YEAR ENDED JUNE 30, 2019**

	<u>Budgeted Amounts</u>		<u>Actual</u>	<u>Variance to Budget</u>
	<u>Original</u>	<u>Final</u>		
Revenues				
Taxes:				
Ad valorem	\$ 5,903,895	\$ 5,903,895	\$ 5,942,864	\$ 38,969
Licenses and Permits:				
Day care licenses	22,500	22,500	21,615	(885)
Intergovernmental Revenues:				
Federal grants	20,315,710	25,157,917	23,263,639	(1,894,278)
State grants	16,772,650	17,438,288	17,678,813	240,525
Charges for Services:				
Service fees	3,867,000	3,867,000	4,528,817	661,817
Miscellaneous:				
Contributions and donations	45,000	61,127	61,127	-
Other	7,965,822	8,327,072	263,750	(8,063,322)
Total Revenues	<u>54,892,577</u>	<u>60,777,799</u>	<u>51,760,625</u>	<u>(9,017,174)</u>
Expenditures				
Welfare Function:				
Salaries and wages	18,758,057	20,675,721	18,013,860	2,661,861
Employee benefits	10,834,964	11,905,791	10,217,825	1,687,966
Services and supplies	25,182,680	28,436,243	31,619,082	(3,182,839)
Capital outlay	320,000	376,249	-	376,249
Total Expenditures	<u>55,095,701</u>	<u>61,394,004</u>	<u>59,850,767</u>	<u>1,543,237</u>
Excess (Deficiency) of Revenues Over (Under) Expenditures	<u>(203,124)</u>	<u>(616,205)</u>	<u>(8,090,142)</u>	<u>(7,473,937)</u>
Other Financing Sources (Uses)				
Transfers:				
General Fund	447,237	447,237	447,237	-
Indigent Tax Levy Fund	-	-	6,595,229	(6,595,229)
Capital Improvements Fund	(50,000)	(50,000)	(50,000)	-
Total Other Financing Sources (Uses)	<u>397,237</u>	<u>397,237</u>	<u>6,992,466</u>	<u>(6,595,229)</u>
Net Change in Fund Balances	194,113	(218,968)	(1,097,676)	(878,708)
Fund Balances, July 1	<u>11,338,585</u>	<u>11,751,666</u>	<u>12,686,990</u>	<u>935,324</u>
Fund Balances, June 30	<u>\$ 11,532,698</u>	<u>\$ 11,532,698</u>	<u>\$ 11,589,314</u>	<u>\$ 56,616</u>

The notes to the financial statements are an integral part of this statement.

**WASHOE COUNTY, NEVADA
OTHER RESTRICTED FUND
STATEMENT OF REVENUES, EXPENDITURES AND CHANGES IN FUND BALANCES - BUDGET AND ACTUAL
FOR THE YEAR ENDED JUNE 30, 2019**

	<u>Budgeted Amounts</u>		<u>Actual</u>	<u>Variance to Budget</u>
	<u>Original</u>	<u>Final</u>		
Revenues				
Taxes:				
Ad valorem	\$ 1,475,974	\$ 1,475,974	\$ 1,485,729	\$ 9,755
Car rental	1,350,000	1,350,000	1,614,091	264,091
Intergovernmental revenues:				
Federal grants	3,837,180	10,308,502	6,327,248	(3,981,254)
Federal narcotics forfeitures	110,800	110,800	298,072	187,272
State grants	1,779,512	4,316,140	2,512,490	(1,803,650)
Local contributions	634,674	659,674	679,908	20,234
Charges for Services:				
General Government:				
Recorder fees	359,027	359,027	435,050	76,023
Map fees	94,000	94,000	102,635	8,635
Assessor commissions	525,000	525,000	679,258	154,258
Other	6,000	6,000	5,140	(860)
Judicial	1,391,500	1,391,500	1,036,510	(354,990)
Public Safety	1,037,814	1,037,815	1,215,771	177,956
Public Works	110,695	110,695	143,836	33,141
Welfare	90,000	90,000	79,927	(10,073)
Culture and Recreation	277,408	277,408	262,048	(15,360)
Fines and Forfeitures:				
Court fines	2,784,113	2,949,177	3,045,868	96,691
Forfeitures/bail	80,100	80,100	20,387	(59,713)
Miscellaneous:				
Investment earnings	49,550	49,550	93,183	43,633
Net increase (decrease) in the fair value of investments	-	-	115,784	115,784
Contributions and donations	315,000	641,635	598,735	(42,900)
Other	-	450,309	217,660	(232,649)
Total Revenues	<u>16,308,347</u>	<u>26,283,306</u>	<u>20,969,330</u>	<u>(5,313,976)</u>
Expenditures				
General Government Function:				
County Manager:				
Services and supplies	-	186,737	25,945	160,792
Assessor:				
Services and supplies	375,000	1,951,239	413,858	1,537,381
Capital outlay	150,000	150,000	206,400	(56,400)
	<u>525,000</u>	<u>2,101,239</u>	<u>620,258</u>	<u>1,480,981</u>
Human Resources:				
Services and supplies	-	4,613	4,613	-
Clerk:				
Services and supplies	6,050	52,270	10,640	41,630
Recorder:				
Salaries and wages	52,433	52,433	52,697	(264)
Employee benefits	30,689	30,689	31,845	(1,156)
Services and supplies	226,506	3,277,697	307,546	2,970,151
	<u>309,628</u>	<u>3,360,819</u>	<u>392,088</u>	<u>2,968,731</u>

(CONTINUED)

The notes to the financial statements are an integral part of this statement.

**WASHOE COUNTY, NEVADA
OTHER RESTRICTED FUND
STATEMENT OF REVENUES, EXPENDITURES AND CHANGES IN FUND BALANCES - BUDGET AND ACTUAL
FOR THE YEAR ENDED JUNE 30, 2019**

	<u>Budgeted Amounts</u>		<u>Actual</u>	<u>Variance to Budget</u>
	<u>Original</u>	<u>Final</u>		
Technology Services:				
Services and supplies	\$ 94,000	\$ 218,414	\$ 26,521	\$ 191,893
Community Development:				
Services and supplies	-	1,458	471	987
Total General Government Function	934,678	5,925,550	1,080,536	4,845,014
Judicial Function:				
District Court:				
Salaries and wages	670,474	809,300	784,649	24,651
Employee benefits	458,380	458,380	448,494	9,886
Services and supplies	1,333,940	3,486,741	1,166,975	2,319,766
Capital outlay	496,143	4,981,646	-	4,981,646
	2,958,937	9,736,067	2,400,118	7,335,949
District Attorney:				
Salaries and wages	1,773,667	2,222,780	1,971,269	251,511
Employee benefits	1,094,124	1,247,661	1,153,587	94,074
Services and supplies	234,860	1,108,115	368,823	739,292
	3,102,651	4,578,556	3,493,679	1,084,877
Justice Courts:				
Reno Justice Court:				
Salaries and wages	29,000	35,309	27,425	7,884
Employee Benefits	-	-	1,846	(1,846)
Services and supplies	568,355	2,850,457	526,850	2,323,607
	597,355	2,885,766	556,121	2,329,645
Sparks Justice Court:				
Salaries and wages	15,000	23,763	6,898	16,865
Employee Benefits	-	-	170	(170)
Services and supplies	180,000	768,639	105,111	663,528
	195,000	792,402	112,179	680,223
Incline Justice Court:				
Services and supplies	35,000	100,652	4,358	96,294
Wadsworth Justice Court:				
Services and supplies	57,900	228,903	45,979	182,924
Incline Constable:				
Services and supplies	-	251	-	251
Neighborhood Justice Center:				
Services and supplies	-	125,000	91,000	34,000
Total Judicial Function	6,946,843	18,447,597	6,703,434	11,744,163

(CONTINUED)

The notes to the financial statements are an integral part of this statement.

**WASHOE COUNTY, NEVADA
OTHER RESTRICTED FUND
STATEMENT OF REVENUES, EXPENDITURES AND CHANGES IN FUND BALANCES - BUDGET AND ACTUAL
FOR THE YEAR ENDED JUNE 30, 2019**

	Budgeted Amounts		Actual	Variance to Budget
	Original	Final		
Public Safety Function:				
Sheriff:				
Salaries and wages	\$ 753,060	\$ 1,671,275	\$ 745,170	\$ 926,105
Employee benefits	327,457	327,457	254,900	72,557
Services and supplies	473,028	6,061,836	2,338,573	3,723,263
Capital outlay	-	733,715	-	733,715
	<u>1,553,545</u>	<u>8,794,283</u>	<u>3,338,643</u>	<u>5,455,640</u>
Medical Examiner:				
Salaries and wages	-	109,410	55,904	53,506
Employee benefits	-	34,677	28,290	6,387
Services and supplies	26,000	81,808	49,009	32,799
Capital outlay	-	167,694	146,150	21,544
	<u>26,000</u>	<u>393,589</u>	<u>279,353</u>	<u>114,236</u>
Fire Suppression:				
Salaries and wages	-	23,856	5,450	18,406
Employee benefits	-	-	89	(89)
Services and supplies	-	8,000	14,588	(6,588)
	<u>-</u>	<u>31,856</u>	<u>20,127</u>	<u>11,729</u>
Juvenile Services:				
Salaries and wages	485,755	498,440	340,687	157,753
Employee benefits	138,311	139,311	114,111	25,200
Services and supplies	367,748	2,956,904	701,137	2,255,767
Capital outlay	-	-	24,650	(24,650)
	<u>991,814</u>	<u>3,594,655</u>	<u>1,180,585</u>	<u>2,414,070</u>
Alternative Sentencing:				
Salaries and wages	11,000	28,416	24,749	3,667
Employee benefits	-	-	381	(381)
Services and supplies	-	-	7	(7)
	<u>11,000</u>	<u>28,416</u>	<u>25,137</u>	<u>3,279</u>
Emergency Management:				
Salaries and wages	50,538	107,535	52,573	54,962
Employee benefits	29,069	59,696	29,153	30,543
Services and supplies	-	844,354	509,041	335,313
	<u>79,607</u>	<u>1,011,585</u>	<u>590,767</u>	<u>420,818</u>
Total Public Safety Function	<u>2,661,966</u>	<u>13,854,384</u>	<u>5,434,612</u>	<u>8,419,772</u>
Public Works Function:				
CSD - Public Works:				
Salaries and wages	65,269	65,270	41,103	24,167
Employee benefits	39,294	39,294	26,577	12,717
Services and supplies	641,305	980,935	818,294	162,641
Total Public Works Function	<u>745,868</u>	<u>1,085,499</u>	<u>885,974</u>	<u>199,525</u>

(CONTINUED)

The notes to the financial statements are an integral part of this statement.

**WASHOE COUNTY, NEVADA
OTHER RESTRICTED FUND
STATEMENT OF REVENUES, EXPENDITURES AND CHANGES IN FUND BALANCES - BUDGET AND ACTUAL
FOR THE YEAR ENDED JUNE 30, 2019**

	<u>Budgeted Amounts</u>		<u>Actual</u>	<u>Variance to Budget</u>
	<u>Original</u>	<u>Final</u>		
Welfare Function:				
Human Services:				
Salaries and wages	\$ 576,972	\$ 572,189	\$ 579,426	\$ (7,237)
Employee benefits	326,236	326,236	324,940	1,296
Services and supplies	135,784	666,914	288,415	378,499
Total Welfare Function	<u>1,038,992</u>	<u>1,565,339</u>	<u>1,192,781</u>	<u>372,558</u>
Culture and Recreation Function:				
Library:				
Services and supplies	-	33,690	119,058	(85,368)
Capital outlay	-	96,000	-	96,000
	-	129,690	119,058	10,632
CSD - Regional Parks and Open Space:				
Salaries and wages	30,514	31,954	25,577	6,377
Employee benefits	19,186	19,186	12,385	6,801
Services and supplies	812,305	1,041,064	35,958	1,005,106
	<u>862,005</u>	<u>1,092,204</u>	<u>73,920</u>	<u>1,018,284</u>
May Center:				
Salaries and wages	270,037	270,037	265,684	4,353
Employee benefits	112,397	112,397	113,720	(1,323)
Services and supplies	286,181	424,951	272,001	152,950
	<u>668,615</u>	<u>807,385</u>	<u>651,405</u>	<u>155,980</u>
Total Culture and Recreation Function	<u>1,530,620</u>	<u>2,029,279</u>	<u>844,383</u>	<u>1,184,896</u>
Intergovernmental:				
Cooperative Extension apportionment	1,475,974	1,475,974	1,484,843	(8,869)
Total Expenditures	<u>15,334,941</u>	<u>44,383,622</u>	<u>17,626,563</u>	<u>26,757,059</u>
Excess (Deficiency) of Revenues Over (Under) Expenditures	<u>973,406</u>	<u>(18,100,316)</u>	<u>3,342,767</u>	<u>21,443,083</u>
Other Financing Sources (Uses)				
Transfers:				
General Fund	(332,400)	(332,400)	(84,404)	247,996
Debt Service Fund	(1,350,000)	(1,350,000)	(1,506,671)	(156,671)
Capital Improvement Fund	(235,000)	(905,390)	(905,390)	-
Total Other Financing Sources (Uses)	<u>(1,917,400)</u>	<u>(2,587,790)</u>	<u>(2,496,465)</u>	<u>91,325</u>
Net Change in Fund Balances	<u>(943,994)</u>	<u>(20,688,106)</u>	<u>846,302</u>	<u>21,534,408</u>
Fund Balances, July 1	<u>1,092,212</u>	<u>20,711,322</u>	<u>22,321,563</u>	<u>1,610,241</u>
Fund Balances, June 30	<u>\$ 148,218</u>	<u>\$ 23,216</u>	<u>\$ 23,167,865</u>	<u>\$ 23,144,649</u>

The notes to the financial statements are an integral part of this statement.

**WASHOE COUNTY, NEVADA
INDIGENT TAX LEVY FUND
STATEMENT OF REVENUES, EXPENDITURES AND CHANGES IN FUND BALANCES - BUDGET AND ACTUAL
FOR THE YEAR ENDED JUNE 30, 2019**

	<u>Budgeted Amounts</u>		<u>Actual</u>	<u>Variance to Budget</u>
	<u>Original</u>	<u>Final</u>		
Revenues				
Taxes:				
Ad valorem	\$ 8,855,843	\$ 8,855,842	\$ 8,914,463	\$ 58,621
Intergovernmental Revenues:				
Federal Grants	-	240,000	123,269	(116,731)
Charges for Services:				
Other	128,000	128,000	690,572	562,572
Miscellaneous:				
Contributions and donations	-	525,250	525,250	-
Investment earnings	60,000	60,000	166,130	106,130
Net increase (decrease) in the fair value of investments	-	-	201,340	201,340
Other	4,217,000	4,217,000	3,854,150	(362,850)
Total Revenues	13,260,843	14,026,092	14,475,174	449,082
Expenditures				
Welfare Function:				
Salaries and wages	3,419,060	3,419,060	3,393,458	25,602
Employee benefits	2,015,070	2,015,070	1,886,897	128,173
Services and supplies	26,296,536	26,682,362	18,452,305	8,230,057
Capital outlay	68,000	100,538	88,609	11,929
Total Expenditures	31,798,666	32,217,030	23,821,269	8,395,761
Excess (Deficiency) of Revenues Over (Under) Expenditures	(18,537,823)	(18,190,938)	(9,346,095)	8,844,843
Other Financing Sources (Uses)				
Transfers In:				
General Fund	18,508,178	18,513,178	18,513,178	-
Transfers Out				
Child Protective Services	-	-	(6,595,229)	(6,595,229)
Public Works Construction	-	(661,665)	(811,665)	(150,000)
Total Other Financing Sources (Uses)	18,508,178	17,851,513	11,106,284	(6,745,229)
Net Change in Fund Balances	(29,645)	(339,425)	1,760,189	2,099,614
Fund Balances, July 1	3,163,065	3,472,845	5,609,715	2,136,870
Fund Balances, June 30	\$ 3,133,420	\$ 3,133,420	\$ 7,369,904	\$ 4,236,484

The notes to the financial statements are an integral part of this statement.

**WASHOE COUNTY, NEVADA
PROPRIETARY FUNDS
STATEMENT OF NET POSITION
JUNE 30, 2019**

	Business-type Activities - Enterprise Funds				Governmental Activities Internal Service Funds
	Utilities Fund	Building and Safety Fund	Nonmajor Golf Course Fund	Total	
Assets					
Current Assets:					
Cash and investments (Note 3)	\$ 102,452,777	\$ 4,764,855	\$ 872,788	\$ 108,090,420	\$ 48,896,506
Restricted cash and investments (Note 4)	1,275,616	-	-	1,275,616	-
Accounts receivable	1,239,597	-	31,592	1,271,189	4,974,707
Interest receivable	392,886	17,750	3,461	414,097	182,228
Due from other governments	2,624,614	-	-	2,624,614	-
Inventory	-	-	-	-	325,039
Other assets	15,619	-	-	15,619	80,779
Total Current Assets	108,001,109	4,782,605	907,841	113,691,555	54,459,259
Noncurrent Assets:					
Restricted cash and investments (Note 4)	-	-	-	-	2,500,000
Long-term receivables and other assets (Note 5)	190,147	-	-	190,147	2,335,002
Capital Assets: (Note 6)					
Nondepreciable:					
Land	7,334,714	-	804,207	8,138,921	-
Plant capacity	-	-	825,150	825,150	-
Construction in progress	19,640,693	-	-	19,640,693	2,101,947
Depreciable:					
Land improvements	2,404,820	-	4,223,448	6,628,268	-
Buildings and improvements	59,300,849	-	1,258,356	60,559,205	24,990
Infrastructure	113,242,891	-	-	113,242,891	-
Equipment	781,852	71,366	164,804	1,018,022	30,318,994
Software	822,000	254,630	-	1,076,630	-
Plant, well capacity	2,368,822	-	-	2,368,822	-
Less accumulated depreciation	(64,717,341)	(180,572)	(4,766,836)	(69,664,749)	(20,150,161)
Total Noncurrent Assets	141,369,447	145,424	2,509,129	144,024,000	17,130,772
Total Assets	249,370,556	4,928,029	3,416,970	257,715,555	71,590,031
Deferred Outflows of Resources					
Deferred outflows of resources related to pensions	612,797	436,782	26,364	1,075,943	-
Deferred outflows of resources related to OPEB	293,523	183,090	-	476,613	-
Deferred outflows of resources related to debt	96,822	-	-	96,822	-
Total Deferred Outflows of Resources	1,003,142	619,872	26,364	1,649,378	-
Liabilities					
Current Liabilities:					
Accounts payable	745,308	60,301	-	805,609	1,141,746
Accrued salaries and benefits	47,547	35,089	412	83,048	57,437
Compensated absences (Notes 9,10)	212,214	127,792	-	340,006	299,494
Contracts/retention payable	591,036	-	-	591,036	-
Interest payable	113,378	-	-	113,378	-
Due to other governments	520,274	-	-	520,274	128
Unearned revenue (Note 8)	156,172	943,106	-	1,099,278	-
Other liabilities (Note 7)	300,729	-	-	300,729	306,192
Notes, bonds, leases payable (Notes 9,10,11)	2,338,075	-	-	2,338,075	-
Deposits	-	4,000	-	4,000	-
Pending claims (Note 16)	-	-	-	-	10,956,000
Total Current Liabilities	5,024,733	1,170,288	412	6,195,433	12,760,997

(CONTINUED)

The notes to the financial statements are an integral part of this statement.

**WASHOE COUNTY, NEVADA
PROPRIETARY FUNDS
STATEMENT OF NET POSITION
JUNE 30, 2019**

	<u>Business-type Activities - Enterprise Funds</u>			<u>Total</u>	<u>Governmental Activities Internal Service Funds</u>
	<u>Utilities Fund</u>	<u>Building and Safety Fund</u>	<u>Nonmajor Golf Course Fund</u>		
Noncurrent Liabilities: (Notes 9,10,11,16)					
Compensated absences	\$ 64,755	\$ 38,995	\$ -	\$ 103,750	\$ 91,388
Due to other governments - LT	18,942	-	-	18,942	-
Notes, bonds, leases payable	7,352,376	-	-	7,352,376	-
Other long term liabilities - Pensions	2,788,525	2,246,358	452,551	5,487,434	-
Other long term liabilities - OPEB	2,768,949	1,713,245	-	4,482,194	-
Unearned revenue (Note 8)	-	1,043	-	1,043	-
Pending claims	-	-	-	-	10,547,000
Pending claims payable from restricted cash	-	-	-	-	2,500,000
Total Noncurrent Liabilities	12,993,547	3,999,641	452,551	17,445,739	13,138,388
Total Liabilities	18,018,280	5,169,929	452,963	23,641,172	25,899,385
Deferred Inflows of Resources					
Deferred inflows of resources related to pensions	123,405	147,004	40,729	311,138	-
Deferred inflows of resources related to OPEB	150,320	104,645	-	254,965	-
Total Deferred Inflows of Resources	273,725	251,649	40,729	566,103	-
Net Position (Note 13)					
Net investment in capital assets	131,488,849	145,423	2,509,129	134,143,401	12,295,770
Restricted for debt service	1,162,238	-	-	1,162,238	-
Restricted	-	1,864,712	-	1,864,712	29,804,583
Unrestricted	99,430,606	(1,883,812)	440,513	97,987,307	3,590,293
Total Net Position	\$ 232,081,693	\$ 126,323	\$ 2,949,642	235,157,658	\$ 45,690,646
Indirect expenses reported in the Statement of Revenues, Expenses and Changes in Net Position are not reported in the Statement of Activities to enhance comparability between governments that allocate indirect expenses and those that do not.				20,186,253	
Adjustment to reflect the consolidation of internal service fund activities related to enterprise funds.				(1,500,996)	
Net Position of Business-type Activities				\$ 253,842,915	

The notes to the financial statements are an integral part of this statement.

**WASHOE COUNTY
PROPRIETARY FUNDS
STATEMENT OF REVENUES, EXPENSES
AND CHANGES IN NET POSITION
FOR THE YEAR ENDED JUNE 30, 2019**

	Business-type Activities - Enterprise Funds			Total	Governmental Activities Internal Service Funds
	Utilities Fund	Building and Safety Fund	Nonmajor Golf Course Fund		
Operating Revenues					
Charges for Services:					
Utility fees	\$ 16,975,093	\$ -	\$ -	\$ 16,975,093	\$ -
Golf course fees	-	-	144,269	144,269	-
Building permits and fees	-	3,685,630	-	3,685,630	-
Services to other agencies	-	1,989	-	1,989	-
Services to other funds	603	-	-	603	-
Self insurance fees	-	-	-	-	58,653,237
Equipment service billings	-	-	-	-	8,525,955
Miscellaneous	474,448	8,256	40,000	522,704	2,784,688
Total Operating Revenues	17,450,144	3,695,875	184,269	21,330,288	69,963,880
Operating Expenses					
Salaries and wages	1,825,222	1,346,328	18,378	3,189,928	2,157,057
Employee benefits	969,071	761,830	10,791	1,741,692	1,245,888
Services and supplies	12,702,459	914,204	209,062	13,825,725	61,390,811
Depreciation/amortization	3,520,656	20,058	124,212	3,664,926	1,887,897
Total Operating Expenses	19,017,408	3,042,420	362,443	22,422,271	66,681,653
Operating Income (Loss)	(1,567,264)	653,455	(178,174)	(1,091,983)	3,282,227
Nonoperating Revenues (Expenses)					
Investment earnings	1,712,480	81,544	16,898	1,810,922	895,908
Net increase (decrease) in the fair value of investments	2,041,900	87,579	15,742	2,145,221	935,072
Federal grants	178,682	-	-	178,682	313,879
Gain (loss) on asset disposition	(416,000)	-	-	(416,000)	154,499
Connection fee refunds/credits	(14,563)	-	-	(14,563)	-
Other nonoperating revenue	19,950	-	3,758	23,708	18,929
Total Nonoperating Revenues (Expenses)	3,522,449	169,123	36,398	3,727,970	2,318,287
Income (Loss) Before Capital Contributions, and Transfers	1,955,185	822,578	(141,776)	2,635,987	5,600,514
Capital Contributions					
Hookup fees	8,390,016	-	-	8,390,016	-
Contributions	393,688	-	979,706	1,373,394	373,574
Total Capital Contributions	8,783,704	-	979,706	9,763,410	373,574
Transfers in (out)					
Equipment Services Fund	(50,515)	-	-	(50,515)	50,515
Change in Net Position	10,688,374	822,578	837,930	12,348,882	6,024,603
Net Position, July 1	221,393,319	(696,255)	2,111,712		39,666,043
Net Position, June 30	\$ 232,081,693	\$ 126,323	\$ 2,949,642		\$ 45,690,646
Indirect expenses reported in the Statement of Revenues, Expenses and Changes in Net Assets are not reported in the Statement of Activities to enhance comparability between governments that allocate indirect expenses and those that do not.					-
Adjustment to reflect the consolidation of internal service fund activities related to enterprise funds.				527,279	
Change in Net Position of Business-type Activities				\$ 12,876,161	

The notes to the financial statements are an integral part of this statement.

**WASHOE COUNTY, NEVADA
 PROPRIETARY FUNDS
 STATEMENT OF CASH FLOWS
 FOR THE YEAR ENDED JUNE 30, 2019**

	<u>Business-type Activities - Enterprise Funds</u>				<u>Governmental Activities Internal Service Funds</u>
	<u>Utilities Fund</u>	<u>Building and Safety Fund</u>	<u>Nonmajor Golf Course Fund</u>	<u>Total</u>	
Increase (Decrease) in Cash and Cash Equivalents					
Cash Flows From Operating Activities:					
Cash received from customers	\$ 18,350,764	\$ 3,782,769	\$ 172,106	\$ 22,305,639	\$ 25,708,780
Cash received from other funds	603	-	-	603	41,404,120
Cash received from others	10,350	-	-	10,350	2,844,117
Cash payments for personnel costs	(2,796,793)	(2,131,815)	(28,867)	(4,957,475)	(3,377,600)
Cash payments for services and supplies	(10,507,095)	(871,586)	(209,062)	(11,587,743)	(60,001,668)
Cash payments for refund of hookup fees	(14,563)	-	-	(14,563)	-
Other operating receipts	510,059	-	-	510,059	-
Net Cash Provided (Used) by Operating Activities	<u>5,553,325</u>	<u>779,368</u>	<u>(65,823)</u>	<u>6,266,870</u>	<u>6,577,749</u>
Cash Flows From Noncapital Financing Activities:					
Federal grants	625,223	-	-	625,223	313,879
Contributions	4,981	-	-	4,981	-
Net Cash Provided (Used) by Noncapital Financing Activities	<u>630,204</u>	<u>-</u>	<u>-</u>	<u>630,204</u>	<u>313,879</u>
Cash Flows From Capital and Related Financing Activities					
Financing Activities:					
Hookup fees	8,149,888	-	-	8,149,888	-
Other capital contributions	(193)	-	-	(193)	-
Proceeds from asset disposition	19,950	-	-	19,950	155,210
Donations	-	-	-	-	1,500
Principal paid on financing	(2,284,308)	-	-	(2,284,308)	-
Interest paid on financing	(266,924)	-	-	(266,924)	-
*Acquisition of capital assets	(2,320,581)	-	-	(2,320,581)	(4,392,163)
Net Cash Provided (Used) by Capital and Related Financing Activities	<u>3,297,832</u>	<u>-</u>	<u>-</u>	<u>3,297,832</u>	<u>(4,235,453)</u>
Cash Flows From Investing Activities:					
Investment earnings (loss)	3,697,407	165,620	36,358	3,899,385	1,719,415
Equipment supply deposit	(96,230)	-	-	(96,230)	(129,401)
Net Cash Provided (Used) by Investing Activities	<u>3,601,177</u>	<u>165,620</u>	<u>36,358</u>	<u>3,803,155</u>	<u>1,590,014</u>
Net Increase (Decrease) in Cash and Cash Equivalents	13,082,538	944,988	(29,465)	13,998,061	4,246,189
Cash and Cash Equivalents, July 1	<u>90,645,855</u>	<u>3,819,867</u>	<u>902,253</u>	<u>95,367,975</u>	<u>47,150,317</u>
Cash and Cash Equivalents, June 30	<u>\$ 103,728,393</u>	<u>\$ 4,764,855</u>	<u>\$ 872,788</u>	<u>\$ 109,366,036</u>	<u>\$ 51,396,506</u>

(CONTINUED)

The notes to the financial statements are an integral part of this statement.

**WASHOE COUNTY, NEVADA
 PROPRIETARY FUNDS
 STATEMENT OF CASH FLOWS
 FOR THE YEAR ENDED JUNE 30, 2019**

	<u>Business-type Activities - Enterprise Funds</u>			<u>Total</u>	<u>Governmental Activities Internal Service Funds</u>
	<u>Utilities Fund</u>	<u>Building and Safety Fund</u>	<u>Nonmajor Golf Course Fund</u>		
Reconciliation of Operating Income (Loss) to Net Cash Provided (Used) by Operating Activities					
Operating income (loss)	\$ (1,567,264)	\$ 653,455	\$ (178,174)	\$ (1,091,983)	\$ 3,282,227
Adjustments to reconcile operating income (loss) to net cash provided (used) by operating activities:					
Depreciation/amortization	3,520,656	20,058	124,212	3,664,926	1,887,897
Net pension expense	2,121	(3,722)	312	(1,289)	-
Net other post employment benefits expense	(40,410)	(31,548)	-	(71,958)	-
Construction in progress write-offs	1,894,225	-	-	1,894,225	-
Program loan interest	2,849	-	-	2,849	-
Other nonoperating revenue	2,774	-	-	2,774	8,813
Forfeited flexible spending account contributions	-	-	-	-	8,616
Hookup fee refunds	(14,563)	-	-	(14,563)	-
**Imputed rental expense	-	-	-	-	85,544
Change in assets and liabilities:					
(Increase) decrease in:					
Accounts receivable	53,805	-	(12,163)	41,642	(125,134)
Due from other governments	1,310,853	-	-	1,310,853	95,913
Notes receivable	7,501	-	-	7,501	-
Inventory	-	-	-	-	39,991
Prepaid lease	(13,948)	-	-	(13,948)	(186,087)
Other assets	-	-	-	-	(14,348)
Increase (decrease) in:					
Accounts payable	343,051	42,618	-	385,669	210,147
Accrued salaries and benefits	6,823	5,883	(10)	12,696	11,144
Compensated absences	28,966	5,730	-	34,696	14,201
Due to other governments	(30,738)	-	-	(30,738)	(104)
Other liabilities	35,611	-	-	35,611	4,929
Pending claims	-	-	-	-	1,254,000
Unearned revenue	11,013	86,894	-	97,907	-
Total Adjustments	7,120,589	125,913	112,351	7,358,853	3,295,522
Net Cash Provided (Used) by Operating Activities	<u>\$ 5,553,325</u>	<u>\$ 779,368</u>	<u>\$ (65,823)</u>	<u>\$ 6,266,870</u>	<u>\$ 6,577,749</u>
*Acquisition of Capital Assets Financed by Cash	\$ 2,320,581	\$ -	\$ -	\$ 2,320,581	\$ 4,392,163
Capital transferred from other funds	393,688	-	-	393,688	424,089
Capitalized interest	254,021	-	-	254,021	-
Increase/(decrease) in liabilities	405,101	-	-	405,101	20,458
Total Acquisition of Capital Assets	<u>\$ 3,373,391</u>	<u>\$ -</u>	<u>\$ -</u>	<u>\$ 3,373,391</u>	<u>\$ 4,836,710</u>

The notes to the financial statements are an integral part of this statement.

**WASHOE COUNTY, NEVADA
FIDUCIARY FUNDS
STATEMENT OF FIDUCIARY NET POSITION
JUNE 30, 2019**

	Investment Trust Fund	Agency Funds
Assets		
Cash and investments (Note 3)	\$ 134,743,917	\$ 32,485,039
Financial assurances	-	30,838,511
Accounts receivable	-	389,555
Property taxes receivable	-	2,316,425
Interest receivable	456,727	-
Due from other governments	-	3,722
Total Assets	135,200,644	66,033,252
Liabilities		
Due to others/governments	-	66,033,252
Net Position		
Held in trust for pool participants and investment trust fund	\$ 135,200,644	\$ -

The notes to the financial statements are an integral part of this statement.

**WASHOE COUNTY, NEVADA
FIDUCIARY FUNDS
STATEMENT OF CHANGES IN FIDUCIARY NET POSITION
FOR THE YEAR ENDED JUNE 30, 2019**

	<u>Investment Trust Fund</u>
Additions	
Investment earnings:	
Interest	\$ 2,522,095
Net increase (decrease) in the fair value of investments	3,639,275
Contributions to pooled investments	<u>323,552,005</u>
Total Additions	329,713,375
Deductions	
Distributions from pooled investments	<u>347,467,638</u>
Change in Net Position	(17,754,263)
Net Position, July 1	<u>152,954,907</u>
Net Position, June 30	<u><u>\$ 135,200,644</u></u>

The notes to the financial statements are an integral part of this statement.



This Page Intentionally Left Blank



**NOTES TO THE
FINANCIAL STATEMENTS /
REQUIRED SUPPLEMENTARY
INFORMATION**

**NOTES TO THE FINANCIAL STATEMENTS
and
REQUIRED SUPPLEMENTARY INFORMATION**

	<u>Page</u>
Note 1 – Summary of Significant Accounting Policies.....	40
Note 2 – Stewardship, Compliance, and Accountability.....	47
Note 3 – Cash and Investments.....	48
Note 4 – Restricted Cash and Investments.....	52
Note 5 – Long-Term Assets.....	53
Note 6 – Capital Assets.....	53
Note 7 – Commitments, Contingencies and Other Liabilities.....	55
Note 8 – Unearned Revenue and Deferred Inflows of Resources.....	56
Note 9 – Long-Term Obligations.....	57
Note 10 – Long-Term Obligations Activity.....	62
Note 11 – Debt Service Requirements.....	66
Note 12 – Interfund Activity.....	66
Note 13 – Fund Balances/Net Position.....	67
Note 14 – Pension Program.....	69
Note 15 – Other Postemployment Benefits.....	74
Note 16 – Risk Management.....	80
Note 17 – Joint Ventures.....	82
Note 18 – Tax Abatements.....	83
Note 19 – Accounting Changes.....	84
Note 20 – Subsequent Event.....	85
 Required Supplementary Information:	
Schedule of Washoe County’s Share of Net Pension Liability.....	86
Schedule of County Contributions - Pension.....	86
Schedule of Changes in Other Post Employment Benefits Liability and Related Ratios.....	87
Schedule of County Contributions - OPEB.....	89
Notes to Required Supplementary Information.....	90

WASHOE COUNTY, NEVADA
NOTES TO THE FINANCIAL STATEMENTS
JUNE 30, 2019

NOTE 1 – SUMMARY OF SIGNIFICANT ACCOUNTING POLICIES

Washoe County (County) was incorporated in 1861 and is a municipality of the State of Nevada (State) governed by a five-member elected Board of County Commissioners (BCC). The major operations of Washoe County include various tax assessments and collections, judicial functions, law enforcement, certain public health and welfare functions, road maintenance, parks, libraries, and various administrative activities.

The accompanying financial statements of the County and its discretely presented component unit have been prepared in accordance with accounting principles generally accepted in the United States of America (GAAP), as applied to governmental units. The Governmental Accounting Standards Board (GASB) is the standard-setting body for governmental accounting and financial reporting. The GASB periodically updates its codification of the existing Governmental and Financial Reporting Standards which, along with subsequent GASB pronouncements (Statements and Interpretations), constitutes GAAP for governmental units.

A. Reporting Entity

These financial statements present the County and its component unit. Component units are legally separate organizations for which the County is financially accountable. The County currently has one discretely presented component unit, Truckee Meadows Fire Protection District (TMFPD).

Truckee Meadows Fire Protection District (TMFPD) was formed pursuant to Chapter 474 of the Nevada Revised Statutes (NRS) and levies taxes to provide emergency medical services, structural and wildland fire suppression services, and watershed protection to the unincorporated areas of the County within TMFPD's boundaries.

Prior to July 1, 2012 for Truckee Meadows Fire Protection District (TMFPD) was considered a blended component unit of Washoe County. Although TMFPD is a legally separate organization, Washoe County is financially accountable, as defined in governmental accounting standards generally accepted in the United States of America, for Truckee Meadows Fire Protection District. Financial accountability was determined primarily by the Board of County Commissioners' participation as the governing body of TMFPD. As of July 1, 2012, Washoe County has no financial benefit or burden relationship with the TMFPD and, as such, TMFPD has been reclassified from blended component unit to discretely present component unit.

For the discretely presented component unit, the BCC is also the Board of Fire Commissioners and thus could impose their will on TMFPD. However, the County does not have a financial benefit or burden relationship with TMFPD and support activities between the County and TMFPD are reimbursed under the terms of an interlocal agreement.

Separate financial statements for TMFPD are filed at the Washoe County Clerk's Office, 1001 E. 9th Street Room A-150, Reno, Nevada 89512.

B. Basic Financial Statements – Government-wide Statements

The basic financial statements include both government-wide and fund financial statements. The reporting focus is on either the County as a whole or major individual funds and nonmajor funds in the aggregate. Both the government-wide and fund financial statements categorize primary activities as either governmental or business-type.

The County has one discretely presented component unit which is presented in a separate column in the government-wide statements.

The government-wide financial statements (Statement of Net Position and Statement of Activities) report information on all nonfiduciary activities of the County and its component unit. The County maintains an overhead cost allocation that is charged to operating funds based on an indirect cost analysis. This indirect cost allocation is eliminated through a separate column on the Statement of Activities to provide full-cost information for the various functions. Interfund activities relating to services provided and used between functions are not eliminated. Elimination of these charges would distort the direct costs and program revenues reported for the various functions concerned. Governmental activities, which normally are supported by taxes and intergovernmental revenue, are reported separately from business-type activities, which rely to a significant extent on user fees and service charges for support.

In the government-wide Statement of Net Position, both governmental and business-type activities are presented on a consolidated basis by column and are reflected on a full accrual, economic resources basis, which recognizes all long-term assets as well as long-term debt and obligations. The County's net position is reported in three parts – net investment in capital assets, restricted net position and unrestricted net position.

The government-wide Statement of Activities reports both the gross and net cost of each of the County's functions and business-type activities. Functions are also supported by general revenues (property and consolidated taxes, certain intergovernmental revenues, investment earnings not legally restricted for specific programs, etc.). The Statement of Activities reduces gross

WASHOE COUNTY, NEVADA
NOTES TO THE FINANCIAL STATEMENTS
JUNE 30, 2019
(CONTINUED)

expenses (including depreciation and amortization) by related program revenues. Program revenues include charges to customers or applicants for goods, services, or privileges provided; operating grants, interest and contributions; and capital grants, interest and contributions, including special assessments and investment earnings legally restricted to support specific programs. Program revenue must be directly associated with the function or business-type activity. Operating grants include operating-specific and discretionary grants while capital grants reflect capital-specific grants. The net costs (by function or business-type activity) are normally covered by general revenue.

C. Basic Financial Statements - Fund Financial Statements

The financial transactions of the County are reported in individual funds in the fund financial statements. Each fund is accounted for by providing a separate set of self-balancing accounts. Separate financial statements are provided for governmental funds, proprietary funds and fiduciary funds, even though the latter are excluded from the government-wide financial statements.

The emphasis in fund financial statements is on major funds in either governmental or business-type activity categories. Nonmajor funds by category are aggregated into a single column. GASB Statement No. 34 sets forth minimum criteria (percentage of the assets, liabilities, revenues or expenditures/expenses of either fund category or the governmental and business-type categories combined) for the determination of major funds. County management may electively add funds as major funds, when it is determined the funds have specific community or management focus. Major individual governmental funds and major individual enterprise funds are reported as separate columns in the fund financial statements.

The County's internal service funds are presented in the proprietary funds financial statements. Because principal users of internal services are the County's governmental activities, the financial statements of the internal service funds are consolidated into the governmental column when presented in the government-wide financial statements. To the extent possible, the costs of these services are reported in the appropriate functional activity.

The County's fiduciary funds are presented in the fiduciary funds financial statements by type. Since, by definition, these assets are held for the benefit of a third party and cannot be used to address activities or obligations of the County, these funds are not incorporated into the government-wide statements.

The County reports the following major governmental funds:

The **General Fund** is the County's primary operating fund. It accounts for all financial resources except those accounted for in another fund.

The **Child Protective Services Fund** accounts for ad valorem taxes, grants and other revenue sources specifically appropriated to protect against the neglect, abandonment and abuse of children.

The **Other Restricted Fund** accounts for various specific resources restricted for specified purposes consistent with legal and operating requirements. Resources include: ad valorem tax apportionments for Cooperative Extension support, car rental tax for the Reno baseball stadium, court administrative assessments for court projects, and grants and restricted resources for various County departments.

The **Indigent Tax Levy Fund** accounts for ad valorem revenues and investment earnings specifically appropriated to provide medical assistance to the indigent.

The **Special Assessment Debt Service Fund** accounts for assessments and other resources used to retire debt issued for improvements benefiting those properties against which the special assessments are levied.

The County reports the following major enterprise funds:

The **Building and Safety Fund** accounts for the issuance of building permits and other fees directly related to building and development in the County, including related capital assets and depreciation.

The **Utilities Fund** accounts for reclaimed water, recharge water, wastewater and flood control utilities.

The County reports the following additional fund types:

Internal Service Funds provide for property and liability claims against the County, unemployment claims, workers' compensation claims for disability, medical and rehabilitation expenses and related costs associated with on-the-job injuries, benefits and healthcare for active and retired employees, and vehicle purchases and maintenance services provided to County departments.

WASHOE COUNTY, NEVADA
NOTES TO THE FINANCIAL STATEMENTS
JUNE 30, 2019
(CONTINUED)

Investment Trust Fund accounts for commingled pool assets held in trust for schools, special districts, and agencies, which use the County treasury as their depository.

Agency Funds are custodial in nature and do not involve measurement of results of operations. The funds account for assets held by the County as an agent for various local governments, special districts and individuals. Included are funds for apportioned property and sales taxes, shared revenues and other financial resources for schools, special districts, boards, and other state and city agencies; funds held for wards of the Public Guardian; unclaimed assets of decedents; social security, insurance and support payments for children in the welfare system; bonds posted with the District Court; social security benefits held on behalf of senior citizens; funds held for inmates housed at the County jail; employees' payroll deductions such as insurance, taxes, and credit union; unapportioned taxes for other local governments; contributions from property owners for payment of no-commitment special assessment debt; financial assurances for corrective action requirements of property owners; water planning fees collected from regional water customers; and assets held on behalf of special districts, boards and other miscellaneous agencies.

Interfund Activity

Interfund activity is reported as loans, services provided, reimbursements or transfers. Loans are reported as interfund receivables and payables as appropriate and are subject to elimination for government-wide financial statement consolidation. Services provided, deemed at or near market rates, are treated as revenues and expenditures/expenses. Indirect cost allocations for support services/overhead are recorded as revenue and expense in the fund financial statements and are eliminated through a separate column in the government-wide Statement of Activities. Reimbursements occur when one fund incurs a cost, charges the appropriate benefiting fund and reduces its related cost. Transfers between governmental or proprietary funds are netted as part of the reconciliation to the government-wide financial statements.

During the course of operations, the County has activity between the funds for various purposes. Any residual balances outstanding at year end are reported as due from/to other funds and advances to/from other funds. While these balances are reported in fund financial statements, certain eliminations are made in the preparation of the government-wide financial statements. Balances between the funds included in governmental activities (i.e., the governmental and internal service funds) are eliminated so that only the net amount is included as internal balances in the governmental activities column. Similarly, balances between the funds included in business-type activities (i.e., the enterprise funds) are eliminated so that only the net amount is included as internal balances in the business-type activities column. Further, certain activity occurs during the year involving transfers of resources between funds. In fund financial statements these amounts are reported at gross amounts as transfers in/out. While reported in fund financial statements, certain eliminations are made in the preparation of the government-wide financial statements. Transfers between the funds included in governmental activities are eliminated so that only the net amount is included as transfers in the governmental activities column. Similarly, balances between the funds included in business-type activities are eliminated so that only the net amount is included as transfers in the business-type activities column.

D. Measurement Focus and Basis of Accounting

The measurement focus indicates the type of resources being measured such as current financial resources or economic resources. Basis of accounting refers to the point at which revenues or expenditures/expenses are recognized and reported in the financial statements. It relates to the timing of the measurements made, regardless of the measurement focus applied.

The government-wide financial statements are reported using the economic resources measurement focus and the accrual basis of accounting. Revenues are recorded when earned and expenses are recorded when a liability is incurred, regardless of the timing of related cash flows. Property taxes are recognized as revenues in the year for which they are levied. Grants and similar items are recognized as revenue when eligibility requirements imposed by the provider have been met.

Governmental fund financial statements are reported using the current financial resources measurement focus and the modified accrual basis of accounting. The focus is upon determination of financial position and changes in financial position (sources, uses and balances of financial resources) rather than upon net income. Revenues are recognized when they are both measurable and available. Revenues are considered to be available when they are collectible within the current period or soon enough thereafter to pay liabilities of the current period. For this purpose, the County considers revenues to be available if they are collected within 60 days of the end of the current fiscal period. When revenues are due but will not be collected within 60 days after year-end, the receivable is recorded and an offsetting deferred inflow of resources is established. Expenditures generally are recorded when a liability is incurred, as under accrual accounting. However, debt service expenditures, as well as expenditures related to compensated absences and claims and judgments, are recorded only when payment is due. General capital asset acquisitions are reported as expenditures in the government funds. Issuance of long-term debt is reported as other financing sources.

Governmental revenues susceptible to accrual include: ad valorem taxes, interest, grant revenues, contractual service charges and other revenues collected and distributed by the State. State distributions include consolidated taxes, government services taxes, and motor vehicle fuel taxes. Construction taxes, licenses and permits, fines, and other charges for services are recognized as revenue when they are received.

WASHOE COUNTY, NEVADA
NOTES TO THE FINANCIAL STATEMENTS
JUNE 30, 2019
(CONTINUED)

Proprietary funds are reported using the economic resources measurement focus and the accrual basis of accounting. The focus is upon determination of operating income, changes in net position, financial position, and cash flows, similar to businesses in the private sector. Proprietary funds distinguish operating revenues and expenses from nonoperating items. Operating revenues and expenses generally result from providing services and producing and delivering goods in connection with a proprietary fund's principal ongoing operations. Operating expenses for enterprise funds and internal service funds include the cost of sales and services, administrative expenses and depreciation of capital assets. All revenues and expenses not meeting this definition are reported as nonoperating revenues and expenses.

The Investment Trust and Agency funds are reported using the economic resources measurement focus and the accrual basis of accounting. The agency funds have no measurement focus but utilize the accrual basis of accounting.

E. Financial Statement Amounts

Cash and Investments

The County manages a commingled cash and investment pool for the County, Regional Transportation Commission, the Washoe County Nevada OPEB Trust, the Truckee River Flood Management Authority and other local entities. The investment pool operates in accordance with appropriate state laws and County policy. Each fund's share in the pool is displayed in the accompanying financial statements as cash and investments. Interest is allocated to the various funds based on each fund's average cash and investment balance where it is legally required to do so. Investment earnings for all other funds are credited to the General Fund, as provided by NRS 355.170–175. In addition to the cash and investment pool, certain cash deposits and investments are held separately by several County funds and reported accordingly. Investments are reported at fair value in accordance with GASB 72 and changes in fair value are included in investment income.

For purposes of the statement of cash flows presented for proprietary funds, cash equivalents are defined as short-term, highly liquid investments, generally with original maturities of three months or less. Since all cash in proprietary funds is pooled with the rest of the County's cash and is available upon demand, all cash and investments in those funds are considered cash equivalents.

Restricted Assets

Restricted assets consist of cash and investments that are restricted in their use by bond covenants or other external agreements. They consist of remaining bond proceeds for specific capital projects, debt service obligations, a workers' compensation deposit required by State Statute and an operating reserve required under the terms of a federal grant.

Inventories

Inventories for proprietary funds are valued at the lower of cost or market on a first-in, first-out basis. For governmental funds, the County charges consumable supplies as expenditures against appropriations at the time of purchase. Any inventories of such supplies at June 30 are not material to the individual funds and are not recognized in these financial statements.

Capital Assets

Capital assets, which include land, land use rights, buildings, equipment, software and other intangibles, and infrastructure assets (e.g., roads, bridges, sidewalks, and similar items), are reported in the applicable governmental or business-type activities columns in the government-wide financial statements. Assets are recorded at historical cost or estimated historical cost. Donated capital assets, donated works of arts and similar items, and capital assets received in a service concession arrangement are reported at acquisition value. The County's capitalization level for infrastructure and intangible assets, including internally generated software, is \$100,000 and \$10,000 for all other classifications of capital assets. The costs of normal maintenance and repairs that do not add to the value of the asset or materially extend assets lives are not capitalized.

Major outlays for capital assets and improvements are capitalized as projects are constructed. Interest incurred during the construction phase of capital assets of business-type activities is included as part of the capitalized value of the assets constructed.

WASHOE COUNTY, NEVADA
NOTES TO THE FINANCIAL STATEMENTS
JUNE 30, 2019
(CONTINUED)

Land and construction in progress are not depreciated. Other capital assets are generally depreciated/amortized using the straight-line method over the following estimated useful lives:

	<u>YEARS</u>
Buildings	5-40
Improvements	3-40
Equipment	5-20
Vehicles	2-15
Software and other intangibles	3-75
Stormwater and Wastewater Lines and Pump Stations	10-75
Other Infrastructure	10-75

However, in the proprietary funds, a per-unit of production method of depreciation may be used where it is deemed a more realistic reflection of the loss of economic value for the assets being used.

Intangible assets that are considered to have an indefinite useful life because there are no legal, contractual, regulatory, technological, or other factors limiting the useful life, are not amortized.

As used in these statements, accumulated depreciation includes amortization of intangible assets.

Deferred Outflows/Inflows of Resources

In addition to assets, the Statement of Net Position and Balance Sheet will sometimes report a separate section for deferred outflows of resources. This separate financial statement element represents a consumption of net position that applies to a future period(s) and will not be recognized as an outflow of resources (expense/expenditure) until then. The County has three types of deferred outflows of resources: 1.) the deferred charge on refunding reported in the government-wide Statement of Net Position. A deferred charge on refunding results from the difference in the carrying value of refunded debt and its reacquisition price. This amount is deferred and amortized over the shorter of the life of the refunded or refunding debt, 2.) the County reports an amount related to pensions on the government-wide financial statements and 3.) the County reports an amount related to other postemployment benefits on the government-wide financial statements.

In addition to liabilities, the Statement of Net Position and Balance Sheet will sometimes report a separate section for deferred inflows of resources. This separate financial statement element represents an acquisition of net position that applies to a future period(s) and will not be recognized as an inflow of resources (revenue) until that time. The County has three types of deferred inflows of resources: 1.) amounts which arise only under a modified accrual basis of accounting that qualify for reporting in this category. Accordingly, the item, unavailable revenue, is reported only in governmental funds balance sheets. The governmental funds report unavailable revenues from several sources including: property taxes, special assessments, and grant reimbursements, 2.) amounts related to pensions on the government wide financial statement. These amounts are deferred and recognized as an inflow of resources in the period that the amounts become available and 3.) amounts related to other postemployment benefits on the government wide financial statement.

Long-term Obligations, Bond Discounts and Issuance Costs

In government-wide financial statements and proprietary fund types in the fund financial statements, long-term debt and other long-term obligations are reported as liabilities in the applicable governmental activities, business-type activities, or proprietary fund type in the Statement of Net Position. Bond premiums and discounts and any prepaid bond insurance, if applicable, are deferred and amortized over the life of the bonds using the straight-line method. Bonds payable are reported net of the applicable bond premium or discount. Prepaid bond insurance costs are reported as deferred charges and amortized over the term of the related debt. Debt issuance costs are expensed during the current period.

In fund financial statements, governmental fund types recognize bond premiums and discounts, as well as bond issuance costs, during the current period. The face amount of debt issued is reported as other financing sources. Premiums received on debt issuances are reported as other financing sources while discounts on debt issuances are reported as other financing uses. Issuance costs, whether or not withheld from the actual debt proceeds received, are reported as debt service expenditures.

Pensions

For purposes of measuring the net pension liability and pension expense, information about the fiduciary net position of the Public Employees' Retirement System of the State of Nevada (PERS) Base Plan (Base Plan) and additions to/deductions from Base Plan's fiduciary net position have been determined on the same basis as they are reported by the Base Plan. For this purpose, benefits (including refunds of employee contributions) are recognized when due and payable in accordance with the benefit terms. Investments are reported at fair value.

WASHOE COUNTY, NEVADA
NOTES TO THE FINANCIAL STATEMENTS
JUNE 30, 2019
(CONTINUED)

Other Postemployment Benefits

The County provides other postemployment benefits (OPEB) for eligible employees through the Washoe County Retiree Health Benefit Program (RHBP), a single-employer defined benefit OPEB plan, and participates in the State of Nevada's Public Employees Benefit Plan, which is treated as a single-employer defined benefit OPEB plan for financial reporting purposes. Both plans are administered through the Washoe County, Nevada OPEB Trust (Trust), an irrevocable trust established on May 11, 2010 by the BCC. The Trust is a multiple employer trust and was created to fund and account for the participating employers' costs of retiree healthcare benefits pursuant to NRS 287.017. The County's net OPEB liability is measured as of June 30, 2018, and the total OPEB liabilities used to calculate the net OPEB liability are determined by actuarial valuations as of July 1, 2018, with the amounts rolled back to June 30, 2018.

Equity Classifications

In government-wide statements and in proprietary fund statements, equity is classified as net position and displayed in three components:

- Net investment in capital assets – Consists of capital assets, net of accumulated depreciation and reduced by the outstanding balances of any bonds, notes, or other borrowings that are attributable to the acquisition, construction, or improvement of those assets net of unspent financing proceeds.
- Restricted net position – Consists of equity with constraints placed on the use either by (a) external groups such as creditors, grantors, contributors, or laws or regulations of other governments; or (b) law through constitutional provisions or enabling legislation.
- Unrestricted net position – All other equity that does not meet the definition of "restricted" or "net investment in capital assets."

In governmental fund financial statements, fund balances are classified based primarily on the extent to which the County is bound to observe constraints imposed on the use of the resources in the funds as follows:

- Nonspendable fund balances – Consist of amounts that cannot be spent because they are either (a) not in spendable form or (b) legally or contractually required to be maintained intact. The "not in spendable form" criterion includes items that are not expected to be converted to cash, for example, inventories and prepaid amounts. It also includes the long-term amount of loans and notes receivable, if any.
- Restricted fund balances – Consist of amounts with constraints placed on their use either by (a) external groups such as creditors, grantors, contributors, or laws or regulations of other governments; or (b) law through constitutional provisions or enabling legislation.
- Committed fund balances – Consist of resource balances with constraints imposed by formal action of the BCC through ordinance, resolution or public meeting item approval that specifically state the revenue source and purpose of the commitment. The choice of action type taken by the BCC is frequently directed by State Statutes and procedures so that any of the three types of actions noted above are considered equally binding for the BCC. Commitments can only be modified or rescinded through the same type of BCC action used to impose the restraint. Commitments can also include resources to meet major contractual obligations required by their nature and/or size to be approved by the BCC. These generally include major construction contracts of \$100,000 and over as well as other types of large contracts.
- Assigned fund balances – Consist of resource balances intended to be used for specific purposes by authorized County management that do not meet the criteria to be classified as restricted or committed. For governmental funds, excluding the General Fund, BCC approved resolutions authorizing the creation of the fund establish the specific purposes for which fund balances are assigned. In the General Fund, the assigned fund balance includes encumbrances approved by authorized County management that have been approved by the BCC for re-appropriation in the subsequent year. Authorized County management includes the County Manager, Assistant County Manager and elected or appointed department directors in accordance with County Ordinances and State Statutes. The assigned fund balance may also include amounts necessary to fund budgetary shortfalls in the next fiscal year from unassigned resources as approved by the BCC as part of the annual budget submitted to the State.
- Unassigned fund balances – Consist of all resource balances in the General Fund not contained in other classifications. For other governmental funds, the unassigned classification is used only to report a deficit balance resulting from specific purposes for which amounts had been restricted, committed or assigned.

WASHOE COUNTY, NEVADA
NOTES TO THE FINANCIAL STATEMENTS
JUNE 30, 2019
(CONTINUED)

Net Position and Fund Balance Flow Assumptions

When outlays for a particular purpose are funded from both restricted (e.g., restricted bond or grant proceeds) and unrestricted resources, a flow assumption must be made about the order in which the resources are considered to be applied. The County's Fund Balance Policy states that when both restricted and unrestricted resources are available for expenditure, restricted resources should be spent first unless legal requirements disallow it. When outlays are incurred for purposes for which amounts in any unrestricted fund balance classification could be used, committed funds are to be spent first, assigned funds second, and unassigned funds last.

Budgetary Stabilization

It is the County's policy to maintain a fund balance of \$3.0 million, for the purpose of budgetary stabilization. NRS 354.6115 authorizes the creation of a fund to stabilize operation of local governments and mitigate effects of natural disaster. The intent of this policy is to include a portion of the General Fund budgeted ending fund balance that will be committed to stabilization pursuant to NRS 354.6115. Fund balance that is committed to stabilization can be used only after approval by the BCC when unanticipated declines in the major revenue sources (consolidated and property tax revenues) are sustained for at least six months and decline from budget by 2.5% or greater as well as when unbudgeted expenditures are incurred due to a declared emergency or natural disaster. In the case of a natural disaster, the BCC must declare the emergency and State Statutes further constrain the use of these stabilization funds to specific types of outlays. In fiscal year 2018, the BCC approved using the stabilization fund balance of \$3.0 million to help rebuild infrastructure damages caused by the FEMA declared flooding of January and February, 2017. Through the budget process for FY20, the County has replenished the General Fund stabilization reserve to the \$3 million policy minimum prior to FEMA reimbursements.

Program Revenues

Amounts reported as program revenues include 1.) charges to customers or applicants who purchase, use, or directly benefit from goods, services, or privileges provided by a given function or segment and 2.) grants and contributions (including special assessments) that are restricted to meeting the operational or capital requirements of a particular function or segment. All County taxes, including those dedicated for specific purposes, and other internally dedicated resources are reported as general revenues rather than as program revenues.

Property Taxes

All real property in the County is subject to physical reappraisal every five years. Annual adjustments are made to the assessed valuation to reflect general changes in property values. The assessed valuation of the property and its improvements is computed at 35% of "taxable value" as defined by State Statute. Taxable value is defined as full cash value for land, replacement cost less straight-line depreciation for land improvements, and statutory depreciation for personal property. The maximum depreciation allowed is 75% of replacement cost.

Tax rates are levied by the BCC immediately after the Nevada Tax Commission has certified the combined tax rate and are then submitted to the County Treasurer for collection. The tax rate levied is for the current fiscal year, July 1 to June 30, and the taxes are considered a lien against real property attaching on July 1. The tax for fiscal year 2019 was due and payable on the third Monday in August, 2018. Taxes may be paid in four installments on the third Monday in August and the first Mondays in October, January and March. No provision for uncollectible amounts has been established since management does not anticipate any material collection loss in the year assessed, in respect to delinquent balances.

Taxes on personal property are collected currently. Personal property declarations are mailed out annually and the tax is computed using percentages of taxable values established by the State of Nevada Department of Taxation and the tax rates. The major classifications of personal property are commercial and mobile homes. In the County, taxes on motor vehicles are collected by a State agency and remitted to the County based on statutory formulas.

Compensated Absences

In proprietary funds, compensated absences are recorded when the liabilities are incurred. In governmental funds, the current portion is recorded as an expenditure. The long-term portion is accounted for in the governmental activities column of the government-wide Statement of Net Position.

The current portion of compensated absences is defined as benefits actually paid or accrued as a result of employees terminating employment by June 30. Agreements with various employee associations provide for payment of total accrued compensatory and vacation time in all cases. Accumulated sick leave benefits are payable to terminated employees who have accumulated a set number of hours up to a specified maximum, depending on the particular employee association.

WASHOE COUNTY, NEVADA
NOTES TO THE FINANCIAL STATEMENTS
JUNE 30, 2019
(CONTINUED)

Use of Estimates

The preparation of financial statements in conformity with generally accepted accounting principles requires management to make estimates and assumptions that affect certain reported amounts and disclosures. Accordingly, actual results could differ from those estimates.

Implementation of GASB Statement No. 83 and 88

As of July 1, 2018, the County adopted GASB Statement No. 83, "*Certain Asset Retirement Obligations*." The implementation of this standard is to address accounting and financial reporting for certain asset retirement obligations (AROs). An ARO is a legally enforceable liability associated with the retirement of a tangible capital asset. A government has a legal obligation to perform future asset retirement activities related to its tangible capital assets should the asset be recognized as a liability.

As of July 1, 2018, the County adopted GASB Statement No. 88, "*Certain Disclosures Related to Debt, including Direct Borrowings and Direct Placements*." The implementation of this standard is to improve the information that is disclosed in notes to government financial statements related to debt, including direct borrowings and direct placements. It also clarifies which liabilities governments should include when disclosing information related to debt.

NOTE 2 – STEWARDSHIP, COMPLIANCE, AND ACCOUNTABILITY

Budgetary Information

Annual budgets are adopted on a basis consistent with GAAP for all funds except trust and agency funds, which do not require budgets. All annual appropriations lapse at fiscal year-end.

The County adheres to the Local Government Budget Act (NRS 354.470-626) incorporated within State Statutes and the procedures set by the Nevada Department of Taxation (NDT) to establish the budgetary data reflected in these financial statements. The BCC adopts the budget on or before June 1 and files it with the NDT.

The legal level of budgetary control is at the function level for each of the governmental funds and by the combined operating and non-operating expenses in proprietary funds. Statutes do not require that capital outlay, debt service payments and certain other non-cash transactions normally reflected in the balance sheet of proprietary funds be limited by the budget.

All budget amounts presented in these financial statements and schedules reflect the budget as amended by legally authorized revisions during the year. Original budgets are provided for the General Fund and major special revenue funds in compliance with reporting requirements. The Comptroller may approve budget adjustments within a function. Budget adjustments between functions or funds may be approved by the Comptroller with BCC notification. Adjustments that affect fund balance, increase the original budget or affect the contingency account require BCC approval.

Encumbrance accounting is employed in governmental and proprietary funds. In governmental funds, encumbrances, which include purchase orders and contracts awarded for which goods and services have not been received at year-end, are reappropriated in the subsequent year and are reported as restricted, committed or assigned fund balances, as appropriate. An augmentation of \$29.7 million for encumbrances and restricted resources that have multiple year budgets was reappropriated in the new fiscal year.

Augmentations from beginning fund balance or previously unbudgeted resources for governmental funds in the current fiscal year were \$3.1 million. There are no augmentations in the current year for enterprise funds.

Compliance

The County conformed to all significant statutory and administrative code constraints on its financial administration during the fiscal year. A negative variance of (\$16,845) appears on the General Fund, Schedule of Revenues, Expenditures and Changes in Fund Balance-Budget and Actual under the Intergovernmental Expenditures. A negative variance of (\$8,869) appears on the Other Restricted Fund, Schedule of Revenues, Expenditures and Changes in Fund Balance-Budget and Actual under the Intergovernmental Expenditures. A negative balance of (\$190,524) appears on the Capital Facilities Tax Fund, Schedule of Revenues, Expenditures and Changes in Fund Balance-Budget and Actual under the Intergovernmental Expenditures. These negative amounts reported above are allowed under NRS 354.626 section 2 (k) – "The receipt by a local government of increased revenue that: (1) was not anticipated in the preparation of the final budget of the local government; and (2) is required by statute to be remitted to another governmental entity." A negative variance of (\$8,505,608) appears in the Debt Service fund and a negative variance of (\$238,790) appears in the Special Assessment Debt Service Fund. These two negative amounts reported are allowed under the above listed NRS and NRS 354.626 section 1 "No governing body or member.....in excess of the amounts

WASHOE COUNTY, NEVADA
NOTES TO THE FINANCIAL STATEMENTS
JUNE 30, 2019
(CONTINUED)

appropriated for the function, other than bond repayments, medium-term obligation repayments and any other long-term contract expressly authorized by law." A negative variance of (\$30,050) appears on the Equipment Services Fund, Schedule of Revenues, Expenditures and Changes in Fund Balance-Budget and Actual. This negative amount reported above is allowed under NRS 354.626 section 2 (l) "An agreement authorized pursuant to NRS 277A.370." A negative variance of (\$500,000) appears on the Marijuana Establishment Fund, Schedule of Revenues, Expenditures and Changes in Fund Balance-Budget and Actual under Other Financing Uses due to an unbudgeted transfer to the Public Works Construction Fund. This negative amount reported above is allowed under NRS 354.626 section 2 (c) "Long-Term contracts in connection with planning and zoning as authorized by NRS 278.010 to 278.630, inclusive."

NOTE 3 – CASH AND INVESTMENTS

In accordance with Nevada Revised Statutes (NRS), the County's cash is deposited with insured banks and insured credit unions and those deposits that are not within the limits of insurance must be secured by collateral. At year end, the County's carrying amount of deposits was \$34,882,158 and the bank balance was \$30,351,139. The difference between the carrying amount and bank balance results from outstanding checks and deposits not yet reflected in the banks' records.

Custodial Credit Risk – Deposits

All deposits are subject to custodial credit risk, which is the risk that the County's deposits may not be returned to it in the event of a bank failure. Bank balances were covered by the Federal Depository Insurance Corporation, the Securities Investor Protection Corporation, collateral held by the County's agent in the County's name or by collateral held by depositories in the name of the Nevada Collateral Pool, and were not exposed to custodial credit risk. The County does not have a formal policy relating to custodial credit risk, but follows NRS. According to NRS 356.020, all monies deposited by a county treasurer that are not within the limits of insurance provided by an instrumentality of the United States must be secured by collateral composed of the same types of securities allowed for investments which are identified below. The County participates in the State of Nevada Collateral Pool which requires depositories to maintain as collateral acceptable securities having a fair market value of at least 102 percent of the amount of the uninsured balances of the public money held by the depository. Under NRS 356.360, the State Treasurer manages and monitors all collateral for all public monies deposited by members of the pool.

Investments

The County has a formal investment policy that, in the opinion of management, is designed to insure conformity with NRS and seeks to limit exposure to investment risks.

NRS 355.172 requires the County Treasurer or her agent to take physical possession of securities purchased as an investment by the County in the name of the County. If the securities purchased are subject to repurchase by the seller, the County may, in lieu of the requirement of possession, obtain a fully perfected, first-priority security interest having a fair market value equal to or greater than the repurchase price of the securities.

Investments are recorded at fair value. Earnings and/or losses on investments are allocated to certain funds based on average daily cash balances.

As of June 30, 2019, the County had the following investments and maturities:

	INVESTMENT MATURITIES (IN YEARS)				
	Fair Value	Less than 1	1 to 4	4 to 6	6 to 10
Investments:					
Money Market Mutual Funds	\$ 1,283,378	\$ 1,283,378	\$ -	\$ -	-
Certificates of Deposit	42,205,537	23,300,501	18,905,036	-	-
NV Local Government Investment Pool	60,691,292	60,691,292	-	-	-
U.S. Treasury Securities	131,364,865	26,053,069	71,481,320	32,191,913	1,638,563
U.S. Agency Bonds/Notes/MBS/CMO	128,413,703	22,593,994	86,556,134	10,066,477	9,197,098
Asset Backed Securities/Collateralized Mortgage Obligations	11,699,988	-	11,699,988	-	-
Corporate Notes/Commercial Paper	112,420,285	57,106,051	55,314,234	-	-
Total Investments	488,079,048	191,028,285	243,956,712	42,258,390	10,835,661
Total Cash (includes TMFPD)	34,947,435	34,947,435	-	-	-
Total Cash and Investments¹	\$ 523,026,483	\$ 225,975,720	\$ 243,956,712	\$ 42,258,390	\$ 10,835,661

¹Total cash and investments include restricted cash, purchased interest, Truckee Meadows Fire Protection District and the NV Local Government Investment Pool.

WASHOE COUNTY, NEVADA
NOTES TO THE FINANCIAL STATEMENTS
JUNE 30, 2019
(CONTINUED)

The NV Local Government Investment Pool (LGIP) is an unrated external pool regulated by Nevada Revised Statute 355, administered by the State Treasurer with oversight by the State of Nevada Board of Finance. The County deposits monies with the State Treasurer to be pooled with monies of other local governments for investment in the local government pooled investment fund. The County's investment in the LGIP is equal to its original investment plus monthly allocation of interest income and realized/unrealized gains and losses, which is the same as the value of the pool shares.

Interest Rate Risk

Interest rate risk is the risk that changes in market interest rates will adversely affect the fair value of an investment. This risk can be reduced by diversifying the durations of the fixed-income investments that are held at a given time. As a means of limiting its exposure to fair value losses arising from rising interest rates, the County's investment policy requires twelve to eighteen months of projected cash flow to be in investments maturing in one year or less. Investments maturing in less than one year at June 30, 2019 were 37% of the County's total cash and investments. The County's strategic investment plan seeks to obtain the desired average maturity of 2 to 4 years. The weighted average maturity at June 30, 2019, was 2 years.

The County invests in the following types of securities that are considered to be highly sensitive to interest rate changes:

<u>Investment</u>	<u>Fair Market</u>	<u>% of Total</u>
<u>U.S. Agency Mortgage Backed Securities and Collateralized Mortgage Obligations</u> When interest rates fall, mortgages are refinanced and paid off early and the reduced stream of future interest payments diminish fair value.	\$ 20,844,211	4.3%
<u>Callable U.S. Agency and Corporate Note Securities</u> On specified dates the issuer can call the security. Because they are subject to early repayment, the fair value of these securities is more sensitive in a period of declining interest rates.	21,644,005	4.4%
Total	\$ 42,488,216	

Credit Risk

NRS allows investments in obligations of the U.S. Treasury and U.S. agencies, municipal bonds issued by local governments of the State, corporate bonds rated "A" or better by a nationally recognized rating service, commercial paper rated "A-1," "P-1" or better by a nationally recognized rating service, repurchase agreements, certificates of deposit, money market mutual funds rated "AAA" by a nationally recognized rating service or other securities in which banking institutions may legally invest.

As of June 30, 2019, the County's investments are rated as follows:

<u>S&P Rating</u>	<u>Money Market Mutual Funds</u>	<u>Certificates of Deposit</u>	<u>U.S. Treasury Securities</u>	<u>U.S. Agencies</u>	<u>Corporate Notes/ Commercial Paper</u>	<u>Asset Backed Securities/ Collateralized Mortgage Obligations</u>	<u>NV Local Government Investment Pool</u>	<u>Fair Value</u>
AAAm	\$ 1,283,378	-	-	-	-	-	-	\$ 1,283,378
AAA	-	-	-	-	-	8,491,786	-	8,491,786
AA+	-	-	131,364,865	120,353,612	7,122,334	-	-	258,840,811
AA	-	-	-	-	7,486,530	-	-	7,486,530
AA-	-	15,331,639	-	-	14,889,776	-	-	30,221,415
A+	-	3,573,397	-	-	4,756,458	-	-	8,329,855
A	-	-	-	-	10,934,898	-	-	10,934,898
A-	-	-	-	-	12,713,060	-	-	12,713,060
A-1+	-	5,961,342	-	8,060,091	9,845,580	-	-	23,867,013
A-1	-	17,339,159	-	-	37,196,554	-	-	54,535,713
BBB+	-	-	-	-	7,475,095	-	-	7,475,095
Unrated	-	-	-	-	-	3,208,202	60,691,292	63,899,494
	\$ 1,283,378	\$ 42,205,537	\$ 131,364,865	\$ 128,413,703	\$ 112,420,285	\$ 11,699,988	\$ 60,691,292	\$ 488,079,048

WASHOE COUNTY, NEVADA
NOTES TO THE FINANCIAL STATEMENTS
JUNE 30, 2019
(CONTINUED)

Concentration of Credit Risk

The County's investment policy places no limit on amounts invested in direct obligations of the U.S. Treasury and securities backed by the full faith and credit of the U.S. Government, while placing the following limits per issuer on all other securities: Federal Agency Securities, 35%; Federal Agency Mortgage Backed Securities, 15%; Money Market Funds, 45%; Corporate bonds and notes, 5%; certificates of deposit, 5% and obligations issued by local governments of the State of Nevada, 10%.

At June 30, 2019, the following investments exceeded 5% of the County's total:

Fannie Mae	19.9%
Freddie Mac	5.8%
U.S. Treasury Securities	26.9%

External Investment Pool

Pooled investments are carried at fair value determined by quoted market prices, net of accrued interest. All pooled investments are physically collateralized and held by Wells Fargo Bank.

The County administers an external investment pool combining County money with voluntary investments from Truckee Meadows Fire Protection District, Regional Transportation Commission, Nevada Works, Reno-Tahoe Airport Authority, Truckee River Water Quality Settlement Agreement Joint Venture, Western Regional Water Commission, Washoe County, Nevada OPEB Trust, Truckee River Flood Management Authority, the Library Investment Fund, the Deferred Compensation Fund and the Southwest Pointe Fund. The BCC has overall responsibility for investment of County funds, including the Investment Trust Fund, in accordance with NRS 355.175. The Washoe County Chief Investment Official is the Washoe County Treasurer, under authority delegated by the BCC. The Investment Committee, created by Washoe County Code Section 15.220, has been delegated the investment decision making authority in the County and serves also in an advisory capacity to the Treasurer and BCC. The external investment pool is not registered with the SEC as an investment company. PFM Asset Management, LLC determines the fair value of the County investments monthly. The County has not provided or obtained any legally binding guarantees during the period to support the value of shares.

The participants' share and redemption value are calculated using the same method. Each participant's share is equal to their investment plus or minus the monthly allocation of net income, realized and unrealized gains and losses. The determination of realized gains and losses is independent of the determination of the net change in the fair value of investments. Gains and losses of the current period include unrealized amounts from prior periods.

Investments held in the external investment pool at June 30, 2019 were:

Investment Type	Fair Value	Principal Amount/ No. of Shares	Rate	Maturity Dates
Certificates of Deposit	\$ 42,205,537	42,160,000	2.05-2.984%	09/25/2019-04/02/21
U. S. Treasury Securities	131,252,083	130,748,000	1.125-3.50%	04/30/2020-11/15/21
NV Local Government Investment Pool	60,691,292	60,691,292	N/A	N/A
Fed Agency Bonds/Notes	119,239,373	118,842,000	0.00-3.375%	07/2/2019-09/24/20
Fed Agency Mortgage Backed Securities	1,369,403	1,339,473	3.0-4.0%	10/01/2020-06/01/21
Fed Agency Collateralized Mortgage Obligations	7,774,820	7,691,469	1.646-3.56%	07/01/2019-08/25/21
Asset Backed Securities/Collateralized Mortgage	11,699,988	11,697,853	1.93-2.79%	11/21/2021-07/15/21
Corporate Notes/Commercial Paper	112,400,980	112,165,000	0.00-5.25%	10/01/2019-05/03/21
Total Investments in Pool	\$ 486,633,476			

WASHOE COUNTY, NEVADA
NOTES TO THE FINANCIAL STATEMENTS
JUNE 30, 2019
(CONTINUED)

External Investment Pool
Statement of Net Position as of June 30, 2019

Assets:		
Cash	\$	14,539,082
Investments:		
Certificates of Deposit		42,205,537
U.S. Treasury Securities		131,364,865
NV Local Government Investment Pool		60,691,292
U.S. Agency Securities		128,413,703
Collateralized Mortgage Obligations/Asset Backed Securities		11,699,988
Corporate Notes		112,420,285
Interest Receivable		1,952,770
		195,688,380
Total Assets	\$	503,287,522
Net Position:		
Internal participants	\$	348,383,195
Component Units:		
Truckee Meadows Fire Protection District		19,703,683
External participants		135,200,644
		154,904,327
Total Net Position Held in Trust for Pool Participants (\$1.00/par)	\$	503,287,522

External Investment Pool
Statement of Changes in Net Position for the Year Ended June 30, 2019

Additions:		
Investment earnings	\$	9,527,226
Net realized gain (loss) on investments		485,374
Net increase (decrease) in fair value of investments		10,451,173
Increase in net position resulting from operations		20,463,773
Net capital share transactions		6,573,638
Change in Net Position		27,037,411
Net Position, July 1 as originally stated		478,990,356
Prior Period Adjustment		(2,740,245)
Net Position, July 1 as restated		476,250,111
Net Position, June 30	\$	503,287,522

WASHOE COUNTY, NEVADA
NOTES TO THE FINANCIAL STATEMENTS
JUNE 30, 2019
(CONTINUED)

Investments are recorded at fair value and the following table shows the Fair Value Measurements used:

Investments Measured at Fair Value June 30, 2019				
	Total	Fair Value Measurement Using:		
		Quoted Prices in Active Markets for Identical Assets (Level 1)	Significant Other Observable Inputs (Level 2)	Significant Unobservable Inputs (Level 3)
Investments by fair value level				
Debt securities				
Money Market Mutual Funds	\$ 1,283,378	\$ 1,283,378	\$ -	\$ -
Certificates of Deposit	42,205,537	42,205,537	-	-
U.S. Treasury Securities	131,364,865	131,364,865	-	-
U.S. Agency Securities	128,413,703	128,413,703	-	-
Collateralized Mortgage Obligations/Asset Backed Securities	11,699,988	-	11,699,988	-
Corporate Notes/Commercial Paper	112,420,285	-	112,420,285	-
Total debt securities	<u>\$ 427,387,756</u>	<u>\$ 303,267,483</u>	<u>\$ 124,120,273</u>	<u>\$ -</u>
Total investments by fair value level	<u>\$ 427,387,756</u>	<u>\$ 303,267,483</u>	<u>\$ 124,120,273</u>	<u>\$ -</u>
Investments not required to be measured at fair value:				
NV Local Government Investment Pool	60,691,292			
Total Investments	<u>\$ 488,079,048</u>			

Debt and equity securities classified in level 1 of the fair value hierarchy are valued using prices quoted in active markets for those securities. Investments categorized as Level 2 are valued at fair value based on the observable market prices on the underlying assets held by the pool or fund less liabilities. The market approach uses prices and other relevant information generated by market transactions involving identical or comparable assets, liabilities, or a group of assets and liabilities. Information is obtained from the Washoe County's investment firm, PFM Asset Management, LLC.

NOTE 4 – RESTRICTED CASH AND INVESTMENTS

Restricted cash and investments include amounts restricted for future debt service and reserves as required by bond covenants and ordinances; reserves restricted for projects for the HUD Neighborhood Stabilization Program; and reserves restricted for workers' compensation claims pursuant to NRS 616B.300. Restricted cash and investments at June 30, 2019, were as follows:

	Debt Service and Reserves	Projects	Claims	Total
<u>Governmental Funds and Governmental Activities</u>				
General Fund	\$ 750,000	\$ -	\$ -	\$ 750,000
Other Restricted Fund	-	45,406	-	45,406
Total Governmental Funds	750,000	45,406	-	795,406
Internal Service Funds:				
Risk Management Fund	-	-	2,500,000	2,500,000
Total Governmental Activities	750,000	45,406	2,500,000	3,295,406
<u>Proprietary Funds and Business-type Activities</u>				
Utilities Fund	1,275,616	-	-	1,275,616
Total Restricted Cash and Investments	<u>\$ 2,025,616</u>	<u>\$ 45,406</u>	<u>\$ 2,500,000</u>	<u>\$ 4,571,022</u>

WASHOE COUNTY, NEVADA
NOTES TO THE FINANCIAL STATEMENTS
JUNE 30, 2019
(CONTINUED)

NOTE 5 – LONG-TERM ASSETS

Governmental Activities

Long-term assets in governmental activities include \$36,830 in prepaid bond insurance and \$2,335,002 in long-term prepaids/deposits for equipment.

Business-type Activities

Long-term assets in business-type activities include \$190,147 in long-term receivables in the Utilities Fund.

NOTE 6 – CAPITAL ASSETS

	<u>Beginning</u> <u>Balances</u>	<u>Increases</u>	<u>Decreases</u>	<u>Ending</u> <u>Balances</u>
Capital Assets - Governmental Activities				
Capital assets, not being depreciated:				
Land and land use rights	\$ 147,358,465	\$ 2,502,295	\$ 34,559	\$ 149,826,201
Construction in progress	9,570,275	10,830,432	10,070,620	10,330,087
Total capital assets not being depreciated	156,928,740	13,332,727	10,105,179	160,156,288
Capital assets being depreciated:				
Land improvements	71,055,338	967,452	-	72,022,790
Buildings/improvements	329,118,425	2,117,698	-	331,236,123
Infrastructure	599,759,326	6,061,056	702,389	605,117,993
Equipment	84,594,597	7,365,318	2,312,214	89,647,701
Software	20,746,101	-	-	20,746,101
Total capital assets being depreciated	1,105,273,787	16,511,524	3,014,603	1,118,770,708
Less accumulated depreciation for:				
Land improvements	46,651,418	2,383,381	-	49,034,799
Buildings/improvements	157,195,172	8,892,177	-	166,087,349
Infrastructure	493,934,973	15,940,246	702,391	509,172,828
Equipment	68,197,624	4,153,365	1,115,884	71,235,105
Software	17,603,866	735,907	-	18,339,773
Total accumulated depreciation	783,583,053	32,105,076	1,818,275	813,869,854
Net capital assets being depreciated	321,690,734	(15,593,552)	1,196,328	304,900,854
Governmental activities capital assets, net	\$ 478,619,474	\$ (2,260,825)	\$ 11,301,507	\$ 465,057,142

Depreciation expense was charged to functions/programs for the governmental activities as follows:

Governmental Activities:	
General government	\$ 1,388,511
Judicial	2,467,803
Public safety	5,761,733
Public works	16,420,425
Health and sanitation	93,729
Welfare	653,573
Culture and recreation	3,427,847
Community support	3,558
Capital assets held by internal service funds charged to functions based on their usage of assets	1,887,897
Total Depreciation / Amortization Expense - Governmental Activities	\$ 32,105,076

WASHOE COUNTY, NEVADA
NOTES TO THE FINANCIAL STATEMENTS
JUNE 30, 2019
(CONTINUED)

	<u>Beginning Balances</u>	<u>Increases</u>	<u>Decreases</u>	<u>Ending Balances</u>
<u>Capital Assets - Business-type Activities</u>				
Capital assets not being depreciated:				
Land and land use rights	\$ 7,923,203	\$ 631,717	\$ 416,000	\$ 8,138,920
Plant capacity	825,150	-	-	825,150
Construction in progress	21,520,515	2,901,881	4,781,703	19,640,693
Total capital assets not being depreciated	30,268,868	3,533,598	5,197,703	28,604,763
Capital assets being depreciated:				
Land improvements	6,279,769	348,499	-	6,628,268
Buildings/improvements	58,222,426	2,336,779	-	60,559,205
Infrastructure	112,299,015	943,877	-	113,242,892
Equipment	990,716	77,821	50,515	1,018,022
Software	1,076,630	-	-	1,076,630
Plant, well capacity	2,368,822	-	-	2,368,822
Total capital assets being depreciated	181,237,378	3,706,976	50,515	184,893,839
Less accumulated depreciation for:				
Land improvements	3,971,806	216,936	-	4,188,742
Buildings/improvements	19,494,858	1,147,002	-	20,641,860
Infrastructure	39,351,307	2,209,560	-	41,560,867
Equipment	899,590	12,150	-	911,740
Software	911,148	20,058	-	931,206
Plant, well capacity	1,371,115	59,220	-	1,430,335
Total accumulated depreciation	65,999,824	3,664,926	-	69,664,750
Net capital assets being depreciated	115,237,554	42,050	50,515	115,229,089
Business-type activities capital assets, net	\$ 145,506,422	\$ 3,575,648	\$ 5,248,218	\$ 143,833,852

Depreciation expense was charged to functions/programs for business activities as follows:

Business-Type Activities:	
Utilities	\$ 3,520,656
Building and safety	20,058
Golf courses	124,212
Total Depreciation / Amortization Expense - Business-type Activities	\$ 3,664,926

Net capital assets at June 30, 2019, for the discretely presented component unit were:

	Truckee Meadows Fire Protection District
Net Capital Assets	
Capital assets not being depreciated	\$ 4,372,603
Capital assets being depreciated	24,214,665
Capital assets, net	\$ 28,587,268

WASHOE COUNTY, NEVADA
NOTES TO THE FINANCIAL STATEMENTS
JUNE 30, 2019
(CONTINUED)

NOTE 7 – COMMITMENTS, CONTINGENCIES, AND OTHER LIABILITIES

Commitments

The County utilizes encumbrance accounting to identify fund commitments. Major commitments, generally contracts in excess of \$100,000, are entered into for construction projects or longer term service arrangements that can span several years.

Construction in progress and major commitments for governmental activities and business-type activities are:

	<u>CIP Balance</u> <u>June 30, 2019</u>	<u>Major</u> <u>Commitments</u>
<u>Governmental Funds and Governmental Activities</u>		
Major Governmental Funds:		
General Fund:		
Service contracts	\$ -	\$ 190,000
Indigent Fund		
Case management and support services	-	1,738,668
Service contracts	-	-
Study	-	-
Child Protective Services		
Case management and support services	-	191,723
Other Restricted		
Service contracts	-	435,558
Total Major Governmental Funds	<u>\$ -</u>	<u>\$ 2,555,948</u>
Nonmajor Governmental Funds:		
Special Revenue Funds:		
Service contracts	-	199,110
Case management and support services	-	114,595
Road infrastructure	-	2,759,477
Total Special Revenue Funds	<u>\$ -</u>	<u>\$ 3,073,182</u>
Internal Service Funds:		
Service contracts	-	19,476,295
Vehicles and equipment	2,101,947	240,350
Total Internal Service Funds	<u>\$ 2,101,947</u>	<u>\$ 19,716,645</u>
Capital Projects Funds:		
Building infrastructure projects	572,545	694,657
Parks and open space projects	277,180	-
Public safety communications, technology	472,449	-
Community services projects	1,739,214	-
Technology improvements	967,142	642,516
Water quality improvement projects	4,199,609	-
Total Capital Projects Funds	<u>\$ 8,228,140</u>	<u>\$ 1,337,173</u>
Total Governmental Funds / Governmental Activities	<u>\$ 10,330,087</u>	<u>\$ 26,682,949</u>
<u>Business-Type Funds:</u>		
Building and Safety		
Service contracts	-	1,206,226
Vehicles and equipment	-	289,993
Building infrastructure projects	-	722,952
Total Business-Type Funds	<u>\$ -</u>	<u>\$ 2,219,171</u>

WASHOE COUNTY, NEVADA
NOTES TO THE FINANCIAL STATEMENTS
JUNE 30, 2019
(CONTINUED)

Contingencies

The County is party to litigation in state court involving property tax assessments in the Lake Tahoe area. The cases involve claims of unconstitutional taxation, challenges to the administrative hearings and decisions of boards of equalization and writs of mandamus. On October 21, 2019, a state district court entered a judgment in favor of the plaintiffs in the matter of *Village League to Save Incline Assets, Inc. et al v. State of Nevada on relation of its State Board of Equalization, et al, CV03-06922*. The judgment of the district court directed the County to re-calculate land values for certain tax years and provide for the payment of refunds with interest to property taxpayers. There is, at this time, no way to accurately estimate the impact of this case on the County although if the taxpayers ultimately prevail, the financial impact to the County of necessary refunds may be significant and may adversely affect the County's financial position. The County continues to vigorously dispute plaintiff's allegations and is considering its legal remedies/intends to appeal the judgment of the district court to the Nevada Supreme Court.

The County is contingently liable on the following Reno-Sparks Convention & Visitors Authority (RSCVA) bonds:

Series January 2000 Bonds	\$	10,522,095
Series November 29, 2011 Refunding Bonds		19,270,000
Series June 27, 2019A Refunding Bonds		20,000,000
Series June 27, 2019B Refunding Bonds		48,897,000
Total RSCVA Bonds	\$	98,689,095

Although the County is contingently liable for the general obligation bonds of RSCVA in the event of a default, it is anticipated that RSCVA resources would be reallocated to retire the bonds. Therefore, the likelihood of the County assuming the debt is remote.

Other Liabilities

Governmental Activities

Other liabilities in governmental activities consist of deposits and amounts due to others of \$2,277,534 in the General Fund for deposits and bail related to pending court cases or investigations, \$144,987 in the General Fund for refundable deposits for park facilities and developer performance guarantees, \$222,500 in other governmental funds for other customer and security deposits and \$306,192 in the Health Benefits Fund.

Business-type Activities

Other liabilities in business-type activities include \$300,729 for customer deposits in the Utilities Fund and \$4,000 in the Building and Safety Fund.

NOTE 8 – UNEARNED REVENUE AND DEFERRED INFLOWS OF RESOURCES

Unearned revenue in connection with resources that have been received, but not yet earned is reported as a liability for governmental activities.

Deferred inflows of resources represent an acquisition of net position that applies to a future period or periods and so will not be recognized as an inflow of resources (revenue) until that time. Governmental funds reported \$10.3 million in deferred inflows of resources related to unavailable revenue.

WASHOE COUNTY, NEVADA
NOTES TO THE FINANCIAL STATEMENTS
JUNE 30, 2019
(CONTINUED)

At the end of the current fiscal year, major components of unavailable and unearned revenue reported for governmental funds were as follows:

	General Fund	Child Protective Services Fund	Other Restricted Fund	Indigent Tax Levy Fund	Special Assessment Debt Service Fund	Nonmajor Governmental Funds	Total
Liabilities							
Unearned revenue:							
Federal payments in lieu of taxes	\$ -	\$ -	\$ -	\$ -	\$ -	\$ 1,387	\$ 1,387
Total Unearned Revenue	\$ -	\$ -	\$ -	\$ -	\$ -	\$ 1,387	\$ 1,387
Deferred Inflows of Resources							
Unavailable revenue:							
Ad valorem taxes	\$ 795,633	\$ 30,968	\$ 7,743	\$ 46,462	\$ -	\$ 104,164	\$ 984,970
Grants and other revenue	2,400,000	1,740,246	326,433	-	4,682,127	158,285	9,307,091
Total Unavailable Revenue	\$ 3,195,633	\$ 1,771,214	\$ 334,176	\$ 46,462	\$ 4,682,127	\$ 262,449	\$ 10,292,061

Unearned revenue in business-type activities consists of \$156,172 for water rights leases and unearned utility revenue in the Utilities Fund and of \$943,106 for unearned permit fees and plan checks fee revenue in the Building and Safety fund.

Discretely Presented Component Unit

At the end of the current fiscal year, major components of unavailable revenue reported for discretely presented component unit was as follows:

Truckee Meadows Fire Protection District			
	TMFPD General Fund	TMFPD Emergency Fund	Total
Deferred Inflows of Resources			
Unavailable revenue:			
Property taxes	\$ 124,525	\$ -	\$ 124,525
Intergovernmental	\$ 1,037,026	\$ -	\$ 1,037,026
Reimbursements	-	40,001	40,001
Total Unavailable Revenue	\$ 1,161,551	\$ 40,001	\$ 1,201,552

NOTE 9 – LONG-TERM OBLIGATIONS

Current Refundings

On May 1, 2019, Washoe County issued \$8,359,000 General Obligation (Limited Tax) Parks and Library Refunding Bonds. (additionally secured by pledged revenues), Series 2019A. The proceeds were used for a partial current refunding totaling \$8,125,000 of the outstanding principal for the General Obligation (Limited Tax) Parks and Library Refunding Series 2011A (additionally secured by pledged revenues) and to pay bond issuance costs. Bond principal will be retired annually through fiscal year 2026, commencing May 1, 2020. Interest is payable on November 1 and May 1, commencing on November 1, 2019. The Bonds constitute direct and general obligations of the County, and the full faith and credit of the County is pledged for the payment of principal and interest, subject to Nevada constitutional and statutory limitations regarding the aggregate amount of ad valorem taxes. The bonds have a fixed interest rate of 2.62%.

From the proceeds, \$8,287,500 was deposited in an irrevocable trust account controlled by U.S. Bank and used to call the refunded bonds on May 1, 2019. The reacquisition price exceeded the net carrying amount of the old debt by \$162,500. This amount is being netted against the new debt and amortized over the remaining life of the refunded debt, which is the same as the life of the new debt issued. The refunding was undertaken to reduce total debt service payments over the next seven years by \$347,579 and resulted in an economic gain (difference between the present values of the old and new debt service payments) of \$317,147.

Bond Redemptions

The County called \$270,000 in special assessment bonds for early redemption as funds were made available from the early payoff of special assessments.

WASHOE COUNTY, NEVADA
NOTES TO THE FINANCIAL STATEMENTS
JUNE 30, 2019
(CONTINUED)

Defeasance/Early Extinguishment of Debt

The County defeased certain general obligation debt by placing funds from unspent bond proceeds, existing resources and the proceeds of new bonds in an irrevocable trust to provide for all future debt service payments on certain previously issued bonds. Accordingly, the trust account assets and the liability for the defeased bonds are not included in the County's financial statements.

As of June 30, 2019, the County had no remaining balances for the defeased portion of past bond issues.

Revenue Bonds

The County has pledged specific revenues to repay bonds in governmental and business-type activities.

Governmental activities

The County has pledged 15% of the consolidated tax revenue receipts for the repayment of various General Obligation Revenue bonds consisting of the Parks Bonds Series 2006; Building Refunding Bonds Series 2011B; Refunding Bonds Series 2012B, issued between fiscal years 2004 and 2012; Medical Examiner Building Bonds 2015 and Public Safety Refunding Series 2016B. The total principal and interest remaining to be paid on the bonds is \$62,970,228, payable through fiscal year 2036. For the current year, principal and interest paid from pledged revenues for the bonds totaled \$6,077,401, and pledged revenues totaled \$17,525,588.

The County has pledged future infrastructure sales tax revenues to repay \$32.3 million in Flood Control Series 2006 and Sales Tax Revenue Refunding Series 2016A bonds. Proceeds from the bonds provided financing, for expansion of, and improvements to, the flood control system. The bonds are intended to be paid solely from infrastructure tax revenues and are payable through fiscal year 2036. Annual principal and interest payments on the bonds are expected to require as much as 15% of the pledged revenues. The total principal and interest remaining to be paid on the bonds is \$34,510,756. For the current year, principal and interest paid for the bonds totaled \$2,282,758, and pledged revenues totaled \$10,450,539.

The County has pledged future car rental fees to repay the direct placements of \$18.5 million of Senior Lien Car Rental Revenue bonds and \$10.0 million Subordinate Lien Car Rental Fee Capital Appreciation Revenue Bonds (Minor League Baseball Stadium Project) Series 2008. Proceeds from the bonds provided financing to acquire, improve, equip, operate and maintain within the County a minor league baseball stadium project. The direct placement bonds are intended to be paid solely from car rental fee revenues and are payable through fiscal year 2056. Annual principal and interest payments on the bonds are expected to require 100% of the car rental fee revenue. The total principal and interest remaining to be paid on the Senior Lien Car Rental Fee Revenue Bonds is \$14.9 million. For the current year, principal and interest paid for the bonds totaled \$1,445,013, and pledged revenues totaled \$1,614,091. Total principal and interest at June 30, 2019 on the Subordinate Lien Car Rental Fee Capital Appreciation Revenue Bonds is \$19.7 million. For the current year, a principal payment of \$238,472 was paid on the bonds on December 1 2018.

Business-type activities

The County has pledged future utility customer revenues and connection fees and investment earnings, net of specified operating expenses, to repay \$17.4 million in direct borrowing utility system revenue bonds issued in fiscal year 2015. Proceeds from the bonds provided financing for expansion of, and improvements to, the utility system. The direct borrowing bonds are intended to be paid solely from utility customer net revenues and are payable through fiscal year 2027.

On December 31, 2014, in connection with the divestment of the water operations, the County amended the bond ordinances authorizing the outstanding general obligation (limited tax) sewer bonds to pledge the net revenues of the Utilities Fund excluding water reserves.

As of June 30, 2019, the County has no current authorization to issue additional general obligations bonds paid from utility systems revenues. However, the County has issued a Notice of Intent to issue up to \$50 million of bonds through the State of Nevada Revolving Fund Program (SRF) with anticipated issuance of \$35 million in fiscal year 2020 and the remaining \$15 million in fiscal year 2022. The County reserves the privilege of issuing the bonds or other securities at any time legal requirements are satisfied.

Principal and interest on the Sewer Bonds are payable from the pledged revenues of the Utilities Fund. There is no impact on the ad valorem tax rate so long as net pledged revenues are sufficient to pay debt service. Annual principal and interest payments on the sewer bonds are expected to require as much as 22% of the utility's net revenues. The total principal and interest remaining to be paid on the sewer bonds is \$10,350,471. For the current year, principal and interest paid for the sewer and water bonds totaled \$2,551,233. Net pledged revenues totaled \$14,299,425.

WASHOE COUNTY, NEVADA
NOTES TO THE FINANCIAL STATEMENTS
JUNE 30, 2019
(CONTINUED)

Special Assessment Debt

Special assessment bonds are issued to finance improvements that benefit taxpayers in the defined area. Bonds are repaid from assessments levied against these taxpayers, and are secured by their real property. In case of deficiencies, the County's General Fund and taxing power further secure all bonds (NRS 271.495). There were no delinquent special assessments outstanding as of June 30, 2019.

The County has pledged future assessment revenues levied on special assessment districts throughout the County to repay \$10.3 million in various local improvement bonds issued between fiscal years 2007 and 2011. Proceeds from the bonds provided financing for improvements in roads, water and sewer infrastructure in the various districts. The bonds are intended to be paid solely from assessment revenues and are payable through fiscal year 2032. Annual principal and interest payments on the bonds are expected to require as much as 90% of the assessment revenues. The total principal and interest remaining to be paid on the bonds is \$5,135,900. For the current year, principal and interest paid for the bonds totaled \$725,990 and pledged revenues totaled \$803,790.

Legal Debt Margin

The statutory Washoe County debt limit is 10% of the assessed value of all taxable property in Washoe County, as set forth in Chapter 244A.059 of the Nevada Revised Statutes. For the fiscal year ended June 30, 2019, the Legal Debt Margin is \$1.5 billion.

Conduit Debt Obligations

The County has issued several series of revenue bonds for public and private sector activity in the public interest. The public sector revenue bonds are for the cost of constructing and maintaining certain streets and highways in the County. The revenue bonds are paid solely from certain taxes on motor vehicle fuel collected in the County. Private sector revenue bonds have been used for water and gas facilities and hospital facilities. The revenue bonds are paid solely from the revenue derived from the projects for which they were issued. The public and private revenue bonds do not become liabilities of the County under any condition, and are therefore excluded from the County's financial statements.

Outstanding balances at June 30, 2019 follow:

	<u>Date of Issue</u>	<u>Original Issue</u>	<u>Principal Outstanding</u>
Public Sector			
Regional Transportation Commission:			
Highway Revenue Bonds Series 2010ABC	3/17/2010	90,000,000	79,217,000
Highway Revenue Bonds Series 2010DEF	12/16/2010	64,160,000	64,160,000
Sales Tax Improvement Bonds Series 2010H	12/16/2010	20,000,000	20,000,000
Highway Revenue Bonds Series 2018	12/20/2018	<u>183,235,000</u>	<u>183,235,000</u>
Subtotal Public Sector		<u>357,395,000</u>	<u>346,612,000</u>
Sierra Pacific Power Company d/b/a NV Energy:			
Gas and Water Facilities Refunding Revenue Bonds			
Public Sector:			
Series 2016B	5/24/2016	60,230,000	60,230,000
Series 2016D, 2016E and 2016F & 2016G	4/9/2019	145,000,000	145,000,000
Privately Held:			
Nevada Gas Facilities Refunding Revenue Bonds, Series 2016A	6/3/2016	58,700,000	58,700,000
Nevada Water Facilities Refunding Revenue Bonds Series 2016C	4/9/2019	<u>30,000,000</u>	<u>30,000,000</u>
Subtotal Private Sector		<u>293,930,000</u>	<u>293,930,000</u>
Total Conduit Debt		<u>\$ 651,325,000</u>	<u>\$ 640,542,000</u>

WASHOE COUNTY, NEVADA
NOTES TO THE FINANCIAL STATEMENTS
JUNE 30, 2019
(CONTINUED)

Operating Leases

The County leases office space, land and equipment under various operating lease agreements. Total lease payments in fiscal year 2019 were \$2,204,169. Future minimum payments for these leases are:

Year Ending June 30,	Office Space,		
	Land	Equipment	Total
2020	\$ 927,118	\$ 1,143,761	\$ 2,070,879
2021	658,798	1,059,994	1,718,792
2022	401,660	972,084	1,373,744
2023	310,468	280,562	591,030
2024	42,139	72,266	114,405
Totals	\$ 2,340,183	\$ 3,528,667	\$ 5,868,850

The County began a long-term lease on January 1, 2013 for the Sparks Justice Court which expires in fiscal year 2023. The terms of the lease allow uneven and artificially low payments. For fiscal year 2019, an adjustment of \$8,199 (cumulative total of \$99,126) is required to reconcile the amount of expenditures in the General Fund to the straight line expense recognized in the government-wide statements.

Compensated Absences

The liability for compensated absences is included in noncurrent liabilities on the government-wide Statement of Net Position. The liability will be liquidated primarily by the General Fund for governmental activities and by the Utilities Fund for business-type activities. In fiscal year 2019, 83% of compensated absences for governmental activities were paid by the General Fund, and in business-type activities, 58% were paid by the Utilities Fund.

Outstanding balances at June 30, 2019 follow:

	Governmental Activities	Business-type Activities	Total
Washoe County:			
Vacation	\$ 12,372,869	\$ 197,874	\$ 12,570,743
Sick Leave	9,801,151	150,850	9,952,001
Compensatory Leave	5,937,075	88,526	6,025,601
Benefits	404,357	6,506	410,863
Total Compensated Absences	\$ 28,515,452	\$ 443,756	\$ 28,959,208

Net Other Postemployment Benefits Obligation

Prior to May 11, 2010, when the County established the Washoe County, Nevada OPEB Trust (Note 15), the County financed their net other postemployment benefits obligation on the pay-as-you-go basis with the funds accumulated in the Pre-Funded Retiree Health Benefits Fund. Currently, the OPEB Trust is funded from the General Fund.

Pollution Remediation Obligation

The pollution remediation activities of the Central Truckee Meadows Remediation District (CTMRD) are paid for through an annual charge billed directly to residents and businesses within its boundaries. Accordingly, the CTMRD's pollution remediation obligation is limited to the net position accumulated by the fund for payment of future remediation related expenditures. All of the assets of CTMRD are held for remediation and are offset by a long-term liability for remediation. As of June 30, 2019, the remediation liability for net position held in CTMRD was \$5,676,562.

WASHOE COUNTY, NEVADA
NOTES TO THE FINANCIAL STATEMENTS
JUNE 30, 2019
(CONTINUED)

Claims and Judgments

The claims and judgments liability of \$24,003,000 consists of pending property and liability claims, workers' compensation claims, and unprocessed health benefits claims. These claims will be liquidated through the Risk Management and Health Benefits Internal Service Funds (Note 16). The Risk Management and Health Benefits Funds finance the payment of claims by charging other funds based on management's assessment of the relative insurance risk that should be assumed by individual funds or, as needed, through transfers from the General Fund.

Discretely Presented Component Unit:

TMFPD's liability of \$4,724,006 for compensated absences is included in their noncurrent liabilities on the government-wide Statement of Net Position. TMFPD compensated absences are generally liquidated from the TMFPD General Fund.

Prior to July 1, 2010, when TMFPD joined the Washoe County, Nevada OPEB Trust (Note 15), they financed their net other postemployment benefits on the pay-as-you-go basis with the funds accumulated in the TMFPD Pre-Funded Retiree Health Benefits Fund.

TMFPD claims and judgments liability of \$1,390,969 mainly consisted of workers' compensation claims. These claims will be liquidated through TMFPD Workers Compensation Fund (Note 16). The TMFPD Workers' Compensation Fund finances the payment of claims through transfers from the TMFPD General Fund.

TMFPD has a tax refund liability of \$165,885 as of June 30, 2019 due to the State of Nevada-Department of Taxation for overpaid Nevada State Sales (Use) taxes.

At June 30, 2017, the net other postemployment benefit liability for SFPD was merged into the TMFPD's OPEB Trust. SFPD provides other postemployment benefits through the Sierra Fire Protection District Retiree Group Medical Plan, a single-employer defined benefit plan, which was administered through the Washoe County, Nevada OPEB Trust (Trust), an irrevocable trust (Note 15). Contributions to the Trust are now made from TMFPD General Fund and are established each year through the annual budget process by the District's Board of Fire Commissioners.

WASHOE COUNTY, NEVADA
NOTES TO THE FINANCIAL STATEMENTS
JUNE 30, 2019
(CONTINUED)

NOTE 10 – LONG-TERM OBLIGATIONS ACTIVITY

	Date of Issue	Maturity Date	Interest Rate	Original Note / Issue
GOVERNMENTAL ACTIVITIES				
General Obligation Bonds				
Ad Valorem:				
Parks and Library Refunding Series 2011A	07/2011	05/2020	4.20	\$ 17,360,000
Various Purpose Refunding Series 2012A	08/2012	03/2030	3.0 - 4.0	18,090,000
Notes from direct borrowings and direct placements:				
Parks and Library Refunding Series 2019A	05/2019	05/2026	2.62	8,359,000
Revenue: (Note 9)				
Library Building Series 2004	03/2004	03/2019	3.5 - 5.0	3,280,000
Flood Control Series 2006 *	05/2006	12/2035	Variable	21,000,000
Parks Series 2006	10/2006	03/2030	4.0 - 5.0	25,305,000
Building Bonds Refunding Series 2011B	08/2011	11/2026	4.18	12,565,000
Refunding Bonds Series 2012B	08/2012	03/2027	1.0 - 3.0	27,580,000
Medical Examiner Bldg 2015	08/2015	03/2035	2.0 - 5.0	12,000,000
Public Safety Refunding Series 2016B	03/2016	03/2036	2.0 - 5.0	9,800,000
Total General Obligation Bonds				
Revenue Bonds (Note 9)				
Notes from direct borrowings and direct placements:				
Senior Lien Car Rental Fee Series 2008 **	02/2008	12/2027	Variable	18,500,000
Subordinate Lien Car Rental Fee Series 2008*****	02/2008	12/2057	7.0	9,954,845
Sales Tax Revenue Refunding Series 2016A	03/2016	12/2028	3.0 - 5.0	11,305,000
Total Revenue Bonds				
Special Assessment Bonds (with governmental commitment) (Note 9)				
SAD 37: Spanish Spring Sewer Phase 1a	05/2007	05/2027	4.35	728,813
SAD 39: Lightning W Water System	06/2009	05/2029	7.18	999,268
SAD 32: Spanish Springs Valley Ranches Roads	12/2011	11/2031	3.48	8,592,787
Total Special Assessment Debt				
Unamortized Bond Premium	N/A	N/A	N/A	N/A
Unamortized Bond Discounts	N/A	N/A	N/A	N/A
Total Bonds Payable				

<u>Principal Outstanding June 30, 2018</u>	<u>Additions/ Issued</u>	<u>Reduction/ Principal Matured / Called</u>	<u>Principal Outstanding June 30, 2019</u>	<u>Principal Due in 2019-2020</u>
\$ 10,410,000	\$ -	\$ 9,245,000	\$ 1,165,000	\$ 1,165,000
14,910,000	-	1,010,000	13,900,000	1,050,000
-	8,359,000	-	8,359,000	73,000
210,000	-	210,000	-	-
15,963,125	-	591,946	15,371,179	618,847
3,560,000	-	-	3,560,000	-
8,435,000	-	790,000	7,645,000	825,000
22,400,000	-	2,395,000	20,005,000	2,660,000
11,030,000	-	500,000	10,530,000	510,000
9,800,000	-	-	9,800,000	405,000
<u>96,718,125</u>	<u>8,359,000</u>	<u>14,741,946</u>	<u>90,335,179</u>	<u>7,306,847</u>
13,389,000	-	802,200	12,586,800	903,200
9,693,203	-	238,472	9,454,731	51,945
11,230,000	-	20,000	11,210,000	885,000
<u>34,312,203</u>	<u>-</u>	<u>1,060,672</u>	<u>33,251,531</u>	<u>1,840,145</u>
210,237	-	17,746	192,491	19,388
342,727	-	89,110	253,617	17,335
4,107,095	-	448,535	3,658,560	236,822
<u>4,660,059</u>	<u>-</u>	<u>555,391</u>	<u>4,104,668</u>	<u>273,545</u>
3,654,469	-	329,724	3,324,745	-
-	-	-	-	-
<u>139,344,856</u>	<u>8,359,000</u>	<u>16,687,733</u>	<u>131,016,123</u>	<u>9,420,537</u>

WASHOE COUNTY, NEVADA
NOTES TO THE FINANCIAL STATEMENTS
JUNE 30, 2019
(CONTINUED)

NOTE 10 – LONG-TERM OBLIGATIONS ACTIVITY (CONTINUED)	Date of Issue	Maturity Date	Interest Rate	Original Note / Issue
GOVERNMENTAL ACTIVITIES (Continued)				
Other Liabilities - (Notes 9, 15)				
Compensated Absences	N/A	N/A	N/A	\$ N/A
Remediation Obligation	N/A	N/A	N/A	N/A
Claims and Judgments	N/A	N/A	N/A	N/A
Tax Refund	N/A	N/A	N/A	N/A
Total Other Liabilities				
Total Governmental Activities				
BUSINESS-TYPE ACTIVITIES ***				
General Obligation Bonds				
Revenue: (Note 9)				
Utilities Fund:				
Notes from direct borrowings:				
Sewer Refunding 2015REF	08/2015	07/2026	2.34	17,386,176
Total General Obligation Bonds				
Other Liabilities (Note 9)				
Compensated Absences	N/A	N/A	N/A	N/A
Total Business-Type Activities				
Total Washoe County Obligations				
* Interest on the variable-rate flood control bonds is equal to the sum of BMA (Bond Market Association) Swap Rate plus 0.70%. The interest rate on the outstanding amount was reset on May 1, 2016 to 1.597% for the next 5 years. The next interest rate reset will be May 1, 2021.				
** Interest on the variable-rate senior lien car rental bonds is equal to the greater of: (1) the minimum rate of 3% per annum and (2) the sum of (a) 70% of the swap rate plus (b) 2.22% for each of the reset periods. The rate maximum is 6.5% for December 1, 2012 - November 30, 2017, 7.5% December 1, 2017 - November 30, 2022 and 8% for December 1, 2022- November 30, 2027. The current interest rate is 3.56% with a reset date of December 1, 2022.				
*** Business-type debt is expected to be retired primarily through operations.				
**** On December 31, 2014, in connection with the divestment of the water operations, the County amended the bond ordinances authorizing the outstanding general obligation (limited tax) sewer bonds to pledge the net revenues of the Water Resources Fund excluding water reserves				
***** Interest is compounded thereon on June 1 and December 1 of each year commencing on December 1, 2012 at 7% until the final compounded amount is paid or payment has been provided therefor.				
DISCRETELY PRESENTED COMPONENT UNIT:				
Truckee Meadows Fire Protection District (Note 5,9)				
Compensated Absences	N/A	N/A	N/A	N/A
Claims and Judgments	N/A	N/A	N/A	N/A
Tax Refund	N/A	N/A	N/A	N/A
Total Other Liabilities				

<u>Principal Outstanding June 30, 2018</u>	<u>Additions/ Issued</u>	<u>Reduction/ Principal Matured / Called</u>	<u>Principal Outstanding June 30, 2019</u>	<u>Principal Due in 2019-2020</u>
\$ 28,250,597	\$ 22,232,422	\$ 21,967,567	\$ 28,515,452	\$ 21,848,540
5,788,458	1,801,384	1,913,280	5,676,562	-
22,749,000	1,336,000	82,000	24,003,000	10,956,000
1,560,000	-	1,560,000	-	-
<u>58,348,055</u>	<u>25,369,806</u>	<u>25,522,847</u>	<u>58,195,014</u>	<u>32,804,540</u>
<u>197,692,911</u>	<u>33,728,806</u>	<u>42,210,580</u>	<u>189,211,137</u>	<u>42,225,077</u>
<u>11,974,759</u>	<u>-</u>	<u>2,284,308</u>	<u>9,690,451</u>	<u>2,338,075</u>
<u>-</u>	<u>-</u>	<u>2,284,308</u>	<u>9,690,451</u>	<u>2,338,075</u>
<u>409,060</u>	<u>310,193</u>	<u>275,497</u>	<u>443,756</u>	<u>340,006</u>
<u>409,060</u>	<u>310,193</u>	<u>2,559,805</u>	<u>10,134,207</u>	<u>2,678,081</u>
<u>\$ 198,101,971</u>	<u>\$ 34,038,999</u>	<u>\$ 44,770,384</u>	<u>\$ 187,370,586</u>	<u>\$ 44,903,158</u>

\$ 2,780,594	\$ 3,463,825	\$ 1,520,413	\$ 4,724,006	\$ 1,813,318
1,361,316	54,608	24,955	1,390,969	55,506
373,272	-	207,387	165,885	165,885
<u>4,515,182</u>	<u>3,518,433</u>	<u>1,752,755</u>	<u>6,280,860</u>	<u>2,034,709</u>

WASHOE COUNTY, NEVADA
NOTES TO THE FINANCIAL STATEMENTS
JUNE 30, 2019
(CONTINUED)

NOTE 11 – DEBT SERVICE REQUIREMENTS

The annual requirements to amortize outstanding debt are as follows:

Governmental Activities - Primary Government									
Year Ended June 30,	General Obligation Bonds		Revenue Bonds		Notes from Direct Borrowings and Direct Placements****		Special Assessment Debt		
	Principal*	Interest**	Principal*	Interest	Principal*	Interest***	Principal*	Interest	
2020	\$ 7,233,847	\$ 2,416,667	\$ 885,000	\$ 538,375	\$ 1,028,145	\$ 708,874	\$ 273,545	\$ 151,530	
2021	6,286,970	2,222,071	935,000	492,875	2,350,964	690,488	287,472	141,108	
2022	6,491,372	2,309,974	980,000	445,000	2,516,959	625,618	297,209	129,963	
2023	6,712,111	2,084,541	1,030,000	394,750	2,651,174	586,750	312,796	118,589	
2024	6,964,248	1,855,762	1,085,000	341,875	2,809,553	497,620	319,271	106,679	
2025-2029	29,381,831	5,888,968	6,295,000	817,625	10,691,105	2,798,603	1,749,617	337,545	
2030-2034	14,165,115	2,114,834	-	-	2,266,880	8,670,394	864,758	45,819	
2035-2039	4,740,685	195,066	-	-	1,881,967	10,925,548	-	-	
2040-2044	-	-	-	-	1,566,274	13,395,973	-	-	
2045-2049	-	-	-	-	1,295,976	16,161,764	-	-	
2050-2054	-	-	-	-	1,071,626	19,290,177	-	-	
2055-2059	-	-	-	-	269,908	8,680,444	-	-	
Total	\$ 81,976,179	\$ 19,087,883	\$ 11,210,000	\$ 3,030,500	\$ 30,400,531	\$ 83,032,255	\$ 4,104,668	\$ 1,031,233	

Business-type Activities - Primary Government

Year Ended June 30,	Notes from Direct Borrowings	
	Principal*	Interest
2020	\$ 2,338,075	\$ 213,158
2021	2,316,984	158,570
2022	1,609,825	104,035
2023	877,109	75,057
2024	897,754	54,413
2025-2029	1,650,704	54,786
2030-2034	-	-
2035-2039	-	-
2040-2044	-	-
2045-2049	-	-
2050-2054	-	-
Total	\$ 9,690,451	\$ 660,020

*Principal amounts shown exclude discounts and premiums.

**Interest on the variable-rate flood control bonds is calculated at the current rate of 1.597%.

***Interest on the variable-rate senior lien car rental bonds is calculated at the current rate of 3.56%.

**** Includes the following bond issues:

- Parks and Library Refunding Series 2019-A
- Senior Lien Rental Fee Series 2008
- Subordinate Lien Car Rental Fee Series

NOTE 12 – INTERFUND ACTIVITY

Interfund transfers are used to (1) move revenues from the fund that statute or budget requires to collect them to the fund that statute or budget requires to expend them or, (2) move receipts restricted to debt service from the funds collecting the receipts to the Debt Service Fund as debt service payments become due or, (3) use unrestricted revenues collected in the General Fund to finance various programs accounted for in other funds in accordance with budgetary authorizations.

WASHOE COUNTY, NEVADA
NOTES TO THE FINANCIAL STATEMENTS
JUNE 30, 2019
(CONTINUED)

Interfund transfers for the year ended June 30, 2019

Transfers from:	Transfers to:	Amount
General Fund	Nonmajor Governmental Funds	\$ 26,714,429
	Indigent Tax Levy Fund	18,513,178
	Child Protective Services	447,237
	Subtotal	45,674,844
Other Restricted Funds	General Fund	84,404
Other Restricted Funds	Nonmajor Governmental Funds	2,412,061
		2,496,465
Indigent Tax Levy Fund	Child Protective Services	6,595,229
Indigent Tax Levy Fund	Nonmajor Governmental Funds	811,665
		7,406,894
Child Protective Services Fund	Nonmajor Governmental Funds	50,000
	Subtotal	9,953,359
Nonmajor Governmental Funds	Nonmajor Governmental Funds	4,670,789
		60,298,992
Total Governmental Funds Transfers		60,298,992
Utility Fund	Internal Service Funds	50,515
		50,515
Total Transfers In/Out		\$ 60,349,507

NOTE 13 – FUND BALANCES / NET POSITION

Government-wide Financial Statements

The government-wide Statement of Net Position utilizes a proprietary presentation. Net position is categorized as net investment in capital assets, restricted and unrestricted.

Restricted resources have externally imposed (statutory, bond covenant, contract or grantor) limitations on their use. Restricted resources are classified either by function, debt service, capital projects, or claims. Resources restricted by function relate to net resources of governmental and enterprise funds whose use is legally limited by outside parties for a specific purpose. The restriction for debt service represents resources legally restricted by State Statute or bond covenants for future debt service requirements of both principal and interest. The amount restricted for capital projects consists of unspent grants, donations, and debt proceeds with third party restrictions for use on specific projects or programs. Net position restricted for claims represents the amount legally required to be held for payment of future claims in the self-insurance funds. The government-wide Statement of Net Position reports \$133,879,095 of restricted net resources for Governmental Activities, all of which is externally imposed.

Unrestricted net position represents available financial resources of the County.

Fund Financial Statements

Governmental Funds

Governmental fund balances are classified as nonspendable, restricted, committed, assigned and/or unassigned based primarily on the extent to which the County is bound to observe constraints imposed on the use of the resources of the funds.

WASHOE COUNTY, NEVADA
NOTES TO THE FINANCIAL STATEMENTS
JUNE 30, 2019
(CONTINUED)

Fund balances classification by County function and purpose consist of the following:

<u>Fund Balances</u>	Major Governmental Funds						Total
	General Fund	Child Protective Services Fund	Other Restricted Fund	Special Assessment Debt Fund	Indigent Tax Levy Fund	Nonmajor Governmental Funds	
Nonspendable:							
Prepaid items	\$ 2,077	\$ -	\$ 25,354	\$ -	\$ -	\$ -	\$ 27,431
Restricted for:							
Assessors, Clerk and Recorder technology	-	-	4,881,268	-	-	-	4,881,268
Administrative programs	-	-	228,121	-	-	-	228,121
Court programs and expansion	-	-	10,239,409	-	-	-	10,239,409
Regional flood control project	-	-	-	-	-	1,941,622	1,941,622
Regional public safety communications and training	-	-	-	-	-	5,793,314	5,793,314
Other public safety programs	-	-	4,921,667	-	-	177,783	5,099,450
Public works programs	-	-	254,438	-	-	-	254,438
Regional health services and programs	-	-	-	-	-	7,841,536	7,841,536
Groundwater remediation	-	-	-	-	-	3,986,622	3,986,622
Parks and recreation programs	-	-	190,040	-	-	6,761,183	6,951,223
Library expansion	-	-	-	-	-	1,813,222	1,813,222
Programs for seniors	-	-	-	-	-	69,706	69,706
Adult, indigent and children support services	-	250,862	90,601	-	7,369,904	-	7,711,367
Technology upgrades	-	-	-	-	-	472,117	472,117
County facility improvement projects	-	-	-	-	-	17,947,137	17,947,137
Parks and open space projects	-	-	-	-	-	6,121,368	6,121,368
Fiscal emergency / stabilization	3,000,000	-	-	-	-	-	3,000,000
Intergovernmental	3,422	-	2,282	-	-	-	5,704
Debt service	750,000	-	1,495,923	1,550,485	-	5,136,841	8,933,249
Total Restricted	3,753,422	250,862	22,303,749	1,550,485	7,369,904	58,062,451	93,290,873
Committed to:							
Administrative programs	616,250	-	-	-	-	-	616,250
Animal control and services	-	-	-	-	-	6,427,905	6,427,905
Roadways	-	-	-	-	-	-	-
Groundwater remediation	-	-	-	-	-	1,686,572	1,686,572
Park maintenance and improvement	-	-	1,196,231	-	-	-	1,196,231
Library expansion	-	-	-	-	-	602,494	602,494
Courts	-	-	-	-	-	2,278,883	2,278,883
Marijuana Establishments	-	-	-	-	-	219,327	219,327
Adult, indigent and children support services	190,000	11,338,452	-	-	-	-	11,528,452
Programs for seniors	-	-	-	-	-	1,035,099	1,035,099
Total Committed	806,250	11,338,452	1,196,231	-	-	12,250,280	25,591,213
Assigned to:							
Roadways	-	-	-	-	-	10,609,392	10,609,392
General Fund encumbrances reappropriated for various functional departments	2,680,502	-	-	-	-	-	2,680,502
Total Assigned	2,680,502	-	-	-	-	10,609,392	13,289,894
Unassigned	66,657,551	-	(357,469)	-	-	-	66,300,082
Total Fund Balances	\$ 73,899,802	\$ 11,589,314	\$ 23,167,865	\$ 1,550,485	\$ 7,369,904	\$ 80,922,123	\$ 198,499,493

Proprietary Funds

The net position of business-type funds and internal service funds are categorized as net investment in capital assets, restricted and unrestricted as described for the government-wide financial statements.

Fiduciary Funds

Net position held in trust for pool participants in the Statement of Fiduciary Net Position represent cash and investments held in trust for other agencies participating in the County's investment pool.

WASHOE COUNTY, NEVADA
NOTES TO THE FINANCIAL STATEMENTS
JUNE 30, 2019
(CONTINUED)

NOTE 14 – DEFINED BENEFIT PENSION PROGRAM

Plan Description

The County and one discretely presented component unit, Truckee Meadows Fire Protection District (TMFPD), contribute to the Public Employees' Retirement System of the State of Nevada (PERS), a cost-sharing multiple employer defined benefit public employees' retirement system which includes both Regular and Police/Fire members. PERS was established by the Nevada Legislature in 1947, effective July 1, 1948. PERS is administered to provide a reasonable base income to qualified employees who have been employed by a public employer and whose earnings capacities have been removed or substantially impaired by age or disability.

Benefits Provided

Benefits, as required by the Nevada Revised Statutes (NRS or statute), are determined by the number of years of accredited service at time of retirement and the member's highest average compensation in any 36 consecutive months with special provisions for members entering PERS on or after January 1, 2010 and July 1, 2015. Benefit payments to which participants or their beneficiaries may be entitled under the plan include pension benefits, disability benefits, and survivor benefits.

Monthly benefit allowances for members are computed as 2.5% of average compensation for each accredited year of service prior to July 1, 2001. For service earned on and after July 1, 2001 to December 31, 2009, this factor is 2.67% of average compensation. For members entering PERS on or after January 1, 2010 to June 30, 2015, the factor is 2.5%. For members entering PERS on or after July 1, 2015, the factor is 2.25%. PERS offers several alternatives to the unmodified service retirement allowance which, in general, allow the retired employee to accept a reduced service retirement allowance payable monthly during his or her lifetime and various optional monthly payments to a named beneficiary after the retiree's death.

Post-retirement increases are provided by authority of NRS 286.575 - 579.

Vesting

Regular members entering PERS prior to January 1, 2010 are eligible for retirement at age 65 with five years of service, at age 60 with ten years of service, or at any age with thirty years of service. Regular members entering PERS on or after January 1, 2010 through June 30, 2015, are eligible for retirement at age 65 with five years of service, at age 62 with ten years of service, or at any age with thirty years of service. Regular members entering PERS on or after July 1, 2015 are eligible for retirement at age 65 with five years of service, at age 62 with ten years of service, at age 55 with 30 years of service, or at any age with 33 1/3 years of service.

Police/Fire members entering PERS prior to January 1, 2010 are eligible for retirement at age 65 with five years of service, at age 55 with ten years of service, at age 50 with twenty years of service, or at any age with twenty-five years of service. Police/Fire members entering PERS on or after January 1, 2010 through June 30, 2015, are eligible for retirement at 65 with five years of service, at age 60 with ten years of service, at age 50 with twenty years of service, or at any age with thirty years of service. Only service performed in a position as a police officer or firefighter may be counted towards eligibility for retirement as Police/Fire accredited service. Police/Fire members entering PERS on or after July 1, 2015 are eligible for retirement at age 65 with five years of service, at age 60 with ten years of service, at age 50 with 30 years of service, or at any age with 33 1/3 years of service.

The normal ceiling limitation on monthly benefits allowances is 75% of average compensation. However, a member who has an effective date of membership before July 1, 1985 is entitled to a benefit of up to 90% of average compensation. Both Regular and Police/Fire members become fully vested as to benefits upon completion of five years of service.

Contributions

The authority for establishing and amending the obligation to make contributions and member contribution rates is set by statute. New hires, in agencies which did not elect the Employer-Pay Contribution (EPC) plan prior to July 1, 1983, have the option of selecting one of two contribution plans. Contributions are shared equally by employer and employee. Employees can take a reduced salary and have contributions made by the employer (EPC) or can make contributions by a payroll deduction matched by the employer.

PERS' basic funding policy provides for periodic contributions at a level pattern of cost as a percentage of salary throughout an employee's working lifetime in order to accumulate sufficient assets to pay benefits when due.

PERS receives an actuarial valuation on an annual basis indicating the contribution rates required to fund PERS on an actuarial reserve basis. Contributions actually made are in accordance with the required rates established by the Nevada Legislature. These statutory rates are increased/decreased pursuant to NRS 286.421 and 286.450.

WASHOE COUNTY, NEVADA
NOTES TO THE FINANCIAL STATEMENTS
JUNE 30, 2019
(CONTINUED)

The actuarial funding method used is the Entry Age Normal Cost Method. It is intended to meet the funding objective and result in a relatively level long-term contribution requirement as a percentage of salary.

For the fiscal year ended June 30, 2019, the statutory employer/employee matching rate was 14.50% for Regular Members and 20.75% for Police/Fire. The Employer-pay contribution (EPC) rate was 28.00% for Regular Members and 40.50% for Police/Fire.

The County's total pension contributions for the fiscal year ended June 30, 2019 were \$58,359,638. Under Nevada Revised Statutes, one-half of the total employer-paid contributions are deemed to be from employers and one-half is deemed to be from employees (through salary schedule reductions).

PERS Investment Policy

PERS' policies which determine the investment portfolio target asset allocation are established by the PERS Board. The asset allocation is reviewed annually and is designed to meet the future risk and return needs of PERS.

The following was the PERS Board adopted policy target asset allocation as of June 30, 2018:

Asset Class	Target Allocation	Long-Term Geometric Expected Real Rate of Return
Domestic Equity	42%	5.50%
International Equity	18%	5.75%
Domestic Fixed Income	30%	0.25%
Private Markets	10%	6.80%

As of June 30, 2018, PERS' long-term inflation assumption was 2.75%.

Effective July 1, 2018, PERS decreased the Target Allocation for Domestic Fixed Income to 28%, and increased it to 12% for Private Markets.

Net Pension Liability

The net pension liability was measured as of June 30, 2018, and the total pension liability used to calculate the net pension liability was determined by an actuarial valuation as of that date. The County's proportion of the net pension liability was based on the County's share of employer contributions to PERS relative to the total employer contributions of all participating PERS employers and members for the period ended June 30, 2018. The County's proportion was 3.04017%, which was a decrease of .04049 from its proportion measured at June 30, 2017.

Pension Liability Discount Rate Sensitivity

The following presents the net pension liability of the County as of June 30, 2019, calculated using the discount rate of 7.50%, as well as what the County's net pension liability would be if it were calculated using a discount rate that is 1-percentage point lower (6.50%) or 1-percentage point higher (8.50%) than the current discount rate:

	1% Decrease in Discount Rate (6.50%)	Discount Rate (7.50%)	1% Increase in Discount Rate (8.50%)
Net Pension Liability	\$ 632,265,197	\$ 414,611,133	\$ 233,753,281

Pension Plan Fiduciary Net Position

Detailed information about the pension plan's fiduciary net position is available in the PERS' Comprehensive Annual Financial Report, available on the PERS website – www.nvpers.org.

WASHOE COUNTY, NEVADA
NOTES TO THE FINANCIAL STATEMENTS
JUNE 30, 2019
(CONTINUED)

Actuarial Assumptions

The County's net pension liability was measured as of June 30, 2018, and the total pension liability used to calculate the net pension liability was determined by PERS' actuarial valuation as of that date. The total pension liability was determined using the following actuarial assumptions, applied to all periods included in the measurement:

Inflation Rate	2.75%
Payroll Growth	5.00% including inflation
Investment Rate of Return	7.50%
Productivity Pay Increase	0.5%
Projected Salary Increases	Regular: 4.25% to 9.15%, depending on service Police/Fire: 4.55% to 13.90%, depending on service Rates include inflation and productivity increases
Consumer Price Index	2.75%
Other Assumptions	Same as those used in the June 30, 2018 funding actuarial valuation

Actuarial assumptions used in the June 30, 2018 valuation were based on the results of the experience review completed in 2017.

The discount rate used to measure the total pension liability was 7.50% as of June 30, 2018. The projection of cash flows used to determine the discount rate assumed that employee and employer contributions will be made at the rate specified in statute. Based on that assumption, the pension plan's fiduciary net position at June 30, 2018 was projected to be available to make all projected future benefit payments of current active and inactive employees. Therefore, the long-term expected rate of return on pension plan investments was applied to all periods of projected benefit payments to determine the total pension liability as of June 30, 2018.

Pension Expense, Deferred Outflows of Resources and Deferred Inflows of Resources Related to Pensions

For the year ended June 30, 2019, the County recognized pension expense of \$28,750,139 excluding employer-paid deemed member contributions. At June 30, 2019, the County reported deferred outflows of resources and deferred inflows of resources related to pensions from the following sources:

	Deferred Outflows of Resources	Deferred Inflows of Resources
Difference between expected and actual experience	\$ 12,988,607	\$ 19,245,075
Changes of assumptions or other inputs	21,847,383	-
Net difference between projected and actual earnings on pension plan investments		1,973,953
Changes in the employer's proportion and differences between the employer's contributions and the employer's proportionate contributions	9,669,877	7,340,198
County contributions subsequent to the measurement date	29,179,819	-
Total	\$ 73,685,686	\$ 28,559,226

\$29,179,819 reported as deferred outflows of resources related to pensions resulting from employer contributions subsequent to the measurement date will be recognized as a reduction of the net pension liability in the year ended June 30, 2020.

The average of the expected remaining service lives of all employees that are provided with pensions through PERS (active and inactive employees) determined at July 1, 2017 (the beginning of the measurement period ended June 30, 2018) is 6.22 years.

WASHOE COUNTY, NEVADA
NOTES TO THE FINANCIAL STATEMENTS
JUNE 30, 2019
(CONTINUED)

Other estimated amounts reported as deferred outflows of resources and deferred inflows of resources related to pensions will be recognized in pension expense as follows:

Year Ended June 30,	
2020	\$ 10,311,847
2021	3,545,316
2022	(5,891,238)
2023	3,844,787
2024	3,776,980
Thereafter	358,949
Total	\$ 15,946,641

The following is the reconciliation of the June 30, 2019 net pension liability:

Beginning Net Pension Liability	\$ 409,723,194
Pension Expense	28,750,139
Employer Contributions	(28,203,684)
New Net Deferred Inflows/Outflows	(974,274)
Recognition of Prior Deferred (Inflows)/Outflows	5,315,758
Ending Net Pension Liability	\$ 414,611,133

Additional Information

The PERS Comprehensive Annual Financial Report (CAFR) is available on the PERS website at www.nvpers.org under Quick Links – Publications.

Discretely Presented Component Units

On March 27, 2012 the Board of Fire Commissioners approved an interlocal agreement transferring operations of SFPD to TMFPD. As of June 30, 2012, all SFPD employees were transferred to TMFPD and, therefore, SFPD no longer contributes to PERS. The employees remained participants of PERS and their accounts were transferred to TMFPD.

On July 1, 2012 all TMFPD employees were covered under the employer pay contribution plan method. Prior to July 1, 2012, the benefits for TMFPD plan members are funded under one of two methods. Under the employer pay contribution plan, TMFPD is required to contribute all amounts due under the plan. The second funding mechanism for providing benefits is the employer/employee paid contribution plan. Under this method, employees are required to contribute a percentage of their compensation to the plan, while TMFPD is required to match that contribution. The contribution requirements of plan members and the TMFPD are established by Chapter 286 of NRS and may only be amended through legislation.

TMFPD's contributions to PERS were \$2,293,573 for the year ended June 30, 2019.

At June 30, 2019, TMFPD reported a liability for its proportionate share of PERS' net pension liability. The net pension liability was measured as of June 30, 2018, and the total pension liability used to calculate the net pension liability was determined by an actuarial valuation as of that date. TMFPD's proportion of the net pension liability was based on TMFPD's share of contributions to PERS' pension plan relative to the total contributions of all participating PERS employers and members for the period ended June 30, 2018. TMFPD's proportion was 0.23531%, which is an increase of .02261 from its proportion measured at June 30, 2017.

WASHOE COUNTY, NEVADA
NOTES TO THE FINANCIAL STATEMENTS
JUNE 30, 2019
(CONTINUED)

The following presents the net pension liability of TMFPD as of June 30, 2019, calculated using the discount rate of 7.50%, as well as what TMFPD's net pension liability would be if it were calculated using a discount rate that is 1-percentage point lower (6.50%) or 1-percentage point higher (8.50%) than the current discount rate:

	1% Decrease in Discount Rate (6.50%)	Discount Rate (7.50%)	1% Increase in Discount Rate (8.50%)
Net Pension Liability	\$ 48,937,458	\$ 32,090,988	\$ 18,092,553

For the year ended June 30, 2019, TMFPD recognized pension expense of \$2,738,560. At June 30, 2019, TMFPD reported deferred outflows of resources and deferred inflows of resources related to pensions from the following sources:

	Deferred Outflows of Resources	Deferred Inflows of Resources
Differences between expected and actual experience	\$ 1,005,321	\$ 1,489,573
Changes in assumptions or other inputs	1,690,992	-
Net difference between projected and actual earnings on pension plan investments	-	152,784
Changes in the employer's proportion and differences between the employer's contributions and the employer's proportionate contributions	3,295,316	685,162
District's contributions subsequent to the measurement date	2,293,573	-
Total	\$ 8,285,202	\$ 2,327,519

\$2,293,573 reported as deferred outflows of resources related to pensions resulting from employer contributions subsequent to the measurement date will be recognized as a reduction of TMFPD's net pension liability in the year ended June 30, 2020.

The average of the expected remaining service lives of all employees that are provided with pensions through PERS (active and inactive employees) determined at July 1, 2017 (the beginning of the measurement period ended June 30, 2018) is 6.22 years.

Other estimated amounts reported as deferred outflows of resources and deferred inflows of resources related to pensions will be recognized in pension expense by TMFPD as follows:

Year Ended June 30,		
2020	\$	1,274,763
2021		827,393
2022		34,476
2023		626,520
2024		752,264
Thereafter		148,694
Total	\$	3,664,110

WASHOE COUNTY, NEVADA
NOTES TO THE FINANCIAL STATEMENTS
JUNE 30, 2019
(CONTINUED)

NOTE 15 - OTHER POSTEMPLOYMENT BENEFITS

Plan Descriptions and Eligibility

The County provides other postemployment benefits (OPEB) for eligible employees through the Retiree Health Benefit Program (RHBP), a single-employer defined benefit OPEB plan, and participates in the State of Nevada's Public Employees Benefit Plan, which is treated as a single-employer defined benefit OPEB plan for financial reporting purposes. Both plans are administered through the Washoe County, Nevada OPEB Trust (Trust), an irrevocable trust established on May 11, 2010 by the BCC. The Trust is a multiple employer trust and was created to fund and account for the participating employers' costs of retiree healthcare benefits pursuant to NRS 287.017. Complete financial statements of the Trust may be obtained by writing to: OPEB Trust, c/o Washoe County Comptroller's Office, 1001 E. Ninth Street, Bldg D-200, Reno, Nevada, 89512. The measurement focus of these plans is their net OPEB liabilities.

Additionally, TMFPD, a discretely presented component unit, provides OPEB for eligible employees through the Truckee Meadows Fire Protection District Retiree Group Medical Plan (RGMP), a single-employer defined benefit plan. As of July 1, 2016, the Sierra Fire Protection District (SFPD) Retiree Group Medical Plan was consolidated into the TMFPD RGMP, and SFPD's retirees are provided OPEB through the TMFPD RGMP. Since July 1, 2010 both of these plans have been administered through the Trust. The measurement focus of this plan is its net OPEB liability.

Washoe County Retiree Health Benefit Program (RHBP)

In accordance with NRS 287.010, the BCC adopted the RHBP to provide postemployment benefits to eligible employees upon retirement. Retirees are offered medical, prescription, vision, life, and dental insurance for themselves and their dependents. Retirees can choose between a self-funded PPO Plan, an HMO Plan, and beginning January 1, 2017, a self-funded High Deductible Plan.

All employees hired before July 1, 2010 who retire from County employment and receive monthly payments under PERS are eligible to participate in the RHBP. In addition, employees hired before this date who have terminated employment prior to retirement may enroll in the RHBP upon commencing retirement if the County is that individual's last public employer.

As of June 30, 2018, the measurement date of the RHBP's last actuarial valuation, the following persons were covered by the terms of the plan:

Active employees	2,393
Retirees and surviving spouses	1,627
Total Participants	4,020

For eligible retirees, the County pays a portion of the retiree's premium based on years of County service. Benefits are provided under two contribution "tiers": Tier 1 includes employees hired prior to various exclusion dates between 1997 and 1999, as stipulated in employee association contracts, and Tier 2 includes all employees hired after the Tier 1 exclusion dates. Retired plan members and beneficiaries currently receiving benefits are required to contribute specified amounts monthly toward the cost of health insurance premiums depending on their respective tier. Retirees pay 100% of the premium for dependent coverage.

For Tier 1 retirees, the retiree's contribution is determined as follows, except for the cost of dental benefits which is 100% paid for by the retiree, regardless of years of County service:

Years of Service	Tier 1 Retiree Contribution
Less than 10	100%
10 but less than 15	50%
15 but less than 20	25%
20 or more	0%

For Tier 2 retirees, the retiree's contribution is the monthly premium amount less a County-paid premium subsidy stipulated in employee association contracts. For retirees of any age not enrolled in Medicare, the County's monthly subsidy during fiscal year 2019 depends on years of full-time service and ranged from a minimum of \$114 for five years to a maximum of \$627 for 20 or more years. For retirees age 65 and over and enrolled in Medicare, the County's monthly subsidy ranged from \$63 to \$255 based on years of service.

WASHOE COUNTY, NEVADA
NOTES TO THE FINANCIAL STATEMENTS
JUNE 30, 2019
(CONTINUED)

The County is required by employee association agreements to contribute, at a minimum, the amount necessary to fund current retiree health plan premium costs plus the actuarially determined "normal cost". These agreements can only be amended through a negotiation process between the County and the employee associations. The BCC approves the retiree health benefit contribution amount annually, which is based on the actuarially determined contribution amount for the year. In fiscal year 2019, the County budgeted and contributed \$22,956,281. The County also made other contributions totaling \$1,704,719.

State of Nevada's Public Employees' Benefits Plan (PEBP)

NRS 287.023 allowed County retirees to join the State's PEBP through September 1, 2008, at the County's expense. It is closed to existing County employees. Eligibility and subsidy requirements are governed by statutes of the State and can only be amended through legislation. PEBP is administered by a nine member governing board and provides medical, dental, prescription, vision, life and accident insurance for retirees.

Contribution requirements are assessed by the PEBP Board annually. Through collective bargaining agreements, the County is required to provide a subsidy for their eligible retirees that have elected to join PEBP. The subsidy for this plan is based on years of service and in fiscal year 2019 ranged from a minimum of \$114 for five years of service to a maximum of \$627 for 20 or more years of service. Retirees age 65 and over are required to enroll in a Medicare Advantage Plan at their own expense and receive monthly Health Reimbursement Account contributions of between \$63 and \$255 based on years of service.

Additionally, the BCC approves an annual contribution amount based on the actuarially determined contribution amount for the year. In fiscal year 2019, the County budgeted and contributed \$94,719.

As of June 30, 2018, the measurement date of the PEBP Plan's last actuarial valuation, there were 282 former County employees enrolled in the PEBP.

TMFPD Retiree Group Medical Plan (TMFPD RGMP)

Prior to July 1, 2000, TMFPD provided health insurance benefits to retired employees through a single-employer defined benefit plan. At June 30, 2000, ten retirees were participating in the TMFPD RGMP. On July 1, 2000, pursuant to an Interlocal Agreement for Fire Services and Consolidation, TMFPD operations were transferred to the City of Reno (City) and the City accepted liability for the ten retirees under this plan. In accordance with the Interlocal Agreement, for those employees who transferred employment to the City and retired prior to June 30, 2012 or during the term of the Interlocal Agreement, TMFPD pays a proportionate share of employees' retiree health benefit costs based on service earned prior to July 1, 2000. Health benefits under the City's plan include medical, prescription, vision, dental and life insurance.

The Interlocal Agreement was terminated on June 30, 2012, and TMFPD assumed responsibility for its own fire district operations as of July 1, 2012. As of June 30, 2012, in preparation of standing up the new fire operations, 11 former Reno firefighters transferred to TMFPD with the provision that TMFPD would provide retiree health benefits for those 11 employees. Any former TMFPD employees remaining employed by the City as of July 1, 2012 retained retiree health benefits with the City and the City retained the liability for those employees. Employees hired by TMFPD prior to July 1, 2014 are eligible for retiree health benefits through the TMFPD RGMP. Benefits under the new TMFPD RGMP, a single-employer defined benefit plan, include health, dental, vision and prescription coverage. Eligible retirees who retire from TMFPD will be required to pay for 50% of the retirees' health insurance premium and 100% of the cost of coverage for their families. Eligibility requirements, benefit levels, employee contributions, and employer contributions may be amended by the mutual agreement of the TMFPD and the TMFPD Fire Fighters' Association.

As of July 1, 2010, TMFPD became a participating employer in the Washoe County, Nevada OPEB Trust, and the TMFPD RGMP is administered through that Trust.

As of June 30, 2018, the measurement date of the plan's last actuarial valuation, participation in the TMFPD RGMP was as follows:

Active employees	133
Retirees and surviving spouses	56
Total Participants	189

The TMFPD RGMP also includes former employees of the Sierra Fire Protection District (SFPD). TMFPD and SFPD consolidated as of July 1, 2016; prior to that date, health insurance benefits for SFPD retirees were provided through the TMFPD RGMP, but the liability for the payment of SFPD's retiree health benefits was retained by SFPD. As a result of the consolidation, TMFPD assumed this liability.

In fiscal year 2019, TMFPD budgeted and contributed \$463,000.

WASHOE COUNTY, NEVADA
NOTES TO THE FINANCIAL STATEMENTS
JUNE 30, 2019
(CONTINUED)

Actuarial Methods and Assumptions

Each plan's net OPEB liability was measured as of June 30, 2018, and the total OPEB liabilities used to calculate their respective net OPEB liability were determined by actuarial valuations for each plan as of July 1, 2018.

Actuarial valuations include projections of the sharing of benefit-related costs that are based on labor association agreements and an established pattern of practice. The total OPEB liability in the actuarial valuation for each plan was determined using the following actuarial assumptions and other inputs applied to all periods included in the measurement, unless otherwise specified:

	<u>RHBP</u>	<u>PEBP Plan</u>	<u>TMFPD RGMP</u>
Inflation	3%	3%	3%
Salary increases	8% first 4 years, 3% thereafter	n/a	8% first 4 years, 3% thereafter
Investment rate of return	6%	6%	6%
Healthcare cost trend rates:			
Pre-65 retirees	5.40% initial, 4.80% ultimate	6.10% initial, 4.70% ultimate	6.20% initial, 4.60% ultimate
Post-65 retirees	5.40% initial, 4.60% ultimate	6.00% initial, 4.90% ultimate	6.10% initial, 4.60% ultimate
Medicare subsidy	n/a	Medicare subsidy level (once eligible) is approximately 40% of non-Medicare subsidy level	n/a

Mortality rates for the RHBP, the PEBP Plan, and the RGMP were based on the RP-2014 Male and Female Healthy Annuitant mortality tables adjusted to reflect Mortality Improvement Scale MP-2018 (for the RHBP and RGMP) or MP-2015 (for the PEBP Plan) from the 2006 base year, and projected forward using projection scale MP-2018 on a generational basis.

For the RHBP, the July 1, 2018 actuarial valuation used the Nevada Public Employees Retirement System (PERS) retirement, withdrawal, and disability rates from PERS' 2017 experience study.

For both the PEBP Plan and the TMFPD RGMP, the number of participants is not large enough to provide credible data to perform an experience study to establish demographic assumptions for termination, retirement, and mortality. For the PEBP Plan, the demographic assumptions used in the July 1, 2018 valuation of the OPEB liability were based on actuarial judgment. For the TMFPD RGMP, the Nevada PERS demographic assumptions were used.

Investment rate of return. The investment rate of return of 6.00%, net of investment expenses, was selected by the plans. This is based on the investment policy of the State of Nevada's Retiree Benefits Investment Fund (RBIF), where the plans invest their assets to fund their OPEB liabilities. This rate is derived from RBIF's investment policy (shown in the table below), and includes a 3.00% long-term inflation assumption.

<u>Asset Class</u>	<u>Asset Allocation</u>
Foreign Developed Equity	21%
U. S. Fixed Income	30%
U. S. Large Cap Equity	49%

Discount rate. The discount rate should be the single rate that reflects the long-term rate of return on OPEB plan investments that are expected to be used to finance the payment of benefits, to the extent that plan assets are projected to cover the benefit payments. The discount rate used to measure the total OPEB liability was 6.00% for all plans.

The projection of cash flows used to determine the discount rate for the RHBP and the PEBP Plan assumed that County contributions will be made at rates equal to the actuarially determined contribution rates, which has been the County's pattern of contributions over the past several years. Based on those assumptions, the RHBP's and the PEBP Plan's Fiduciary Net Positions are projected to be sufficient to cover all projected future benefit payments and administrative expenses.

For the TMFPD RGMP, the projection of cash flows used to determine the discount rate reflects the District's decision in fiscal year 2018 to implement a funding policy intended to fund the RGMP Total OPEB Liability at an 80% ratio. The RGMP's actuary determined that the detailed depletion date projections outlined in GASB 74 and 75 will show that the Fiduciary Net Position of the RGMP is always projected to be sufficient to cover benefit payments and administrative expenses.

WASHOE COUNTY, NEVADA
NOTES TO THE FINANCIAL STATEMENTS
JUNE 30, 2019
(CONTINUED)

Changes in OPEB Liabilities

	RHBP		
	Increase (Decrease)		
	Total OPEB Liability	Plan Fiduciary Net Position	Net OPEB Liability
	(a)	(b)	(a) - (b)
Balances at June 30, 2018			
<i>Measurement date of June 30, 2017</i>	\$ 452,707,719	\$ 199,322,719	\$ 253,385,000
Changes for the year:			
Service cost	6,700,000	-	6,700,000
Interest on the total OPEB liability	31,567,000	-	31,567,000
Differences between actual and expected experience	1,484,000	-	1,484,000
Changes of assumptions	(6,570,000)	-	(6,570,000)
Benefit payments	(16,825,000)	(16,825,000)	-
Contributions - employer	-	22,988,364	(22,988,364)
Contributions - other	-	3,144,797	(3,144,797)
Net investment income	-	16,871,288	(16,871,288)
Administrative expense	-	(16,168)	16,168
Other changes	(172,719)	-	(172,719)
Net Changes	16,183,281	26,163,281	(9,980,000)
Balances at June 30, 2019			
<i>Measurement date of June 30, 2018</i>	\$ 468,891,000	\$ 225,486,000	\$ 243,405,000

	PEBP Plan		
	Increase (Decrease)		
	Total OPEB Liability	Plan Fiduciary Net Position	Net OPEB Liability
	(a)	(b)	(a) - (b)
Balances at June 30, 2018			
<i>Measurement date of June 30, 2017</i>	\$ 3,791,347	\$ 2,704,977	\$ 1,086,370
Changes for the year:			
Interest on the total OPEB liability	255,702	-	255,702
Differences between actual and expected experience	(9,159)	-	(9,159)
Changes of assumptions	240,944	-	240,944
Benefit payments	(281,687)	(281,687)	-
Contributions - employer	-	99,636	(99,636)
Net investment income	-	231,540	(231,540)
Administrative expense	-	(14,221)	14,221
Net Changes	205,800	35,268	170,532
Balances at June 30, 2019			
<i>Measurement date of June 30, 2018</i>	\$ 3,997,147	\$ 2,740,245	\$ 1,256,902

WASHOE COUNTY, NEVADA
NOTES TO THE FINANCIAL STATEMENTS
JUNE 30, 2019
(CONTINUED)

	TMFPD RGMP Increase (Decrease)		
	Total OPEB Liability (a)	Plan Fiduciary Net Position (b)	Net OPEB Liability (a) - (b)
Balances at June 30, 2018 <i>Measurement date of June 30, 2017</i>	\$ 6,846,342	\$ 5,316,774	\$ 1,529,568
Changes for the year:			
Service cost	417,213	-	417,213
Interest on the total OPEB liability	501,045	-	501,045
Differences between actual and expected experience	(27,487)	-	(27,487)
Changes of assumptions	2,295,853	-	2,295,853
Benefit payments	(215,174)	(215,174)	-
Net investment income	-	435,094	(435,094)
Administrative expense	-	(15,693)	15,693
Net Changes	2,971,450	204,227	2,767,223
Balances at June 30, 2019 <i>Measurement date of June 30, 2018</i>	\$ 9,817,792	\$ 5,521,001	\$ 4,296,791

Changes of assumptions and other inputs reflect changes in the discount rate used by all plans from the previous actuarial valuations to the June 30, 2018 measurement date from 7.00% to 6.00%. Additionally, the RHBP's health care costs were lower than expected in the previous valuation.

Sensitivity of the OPEB liabilities to changes in the discount rate. The following presents the net OPEB liabilities of the plans, as well as what each plan's net OPEB liability would be if it were calculated using a discount rate that is 1-percentage-point lower (5.0 percent) or 1-percentage-point higher (7.0 percent) than the current discount rate:

	1% Decrease in Discount Rate 5.00%	Current Discount Rate 6.00%	1% Increase in Discount Rate 7.00%
Washoe County			
RHBP - Net OPEB Liability	\$ 322,009,000	\$ 243,405,000	\$ 180,671,000
PEBP - Net OPEB Liability	\$ 1,707,219	\$ 1,256,902	\$ 879,596
TMFPD			
RGMP - Net OPEB Liability	\$ 5,375,268	\$ 4,296,791	\$ 3,349,420

Sensitivity of the OPEB liabilities to changes in the healthcare cost trend rates. The following presents the net OPEB liabilities of the plans, as well as what each plan's net OPEB liability would be if it were calculated using healthcare cost trend rates that are 1-percentage-point lower or 1-percentage-point higher than the current healthcare cost trend rates:

	RHBP		
	1% Decrease in Healthcare Costs Trend Rate (4.40% initial, 3.80% ultimate)	Current Healthcare Costs Trend Rate (5.40% initial, 4.80% ultimate)	1% Increase in Healthcare Costs Trend Rate (6.40% initial, 5.8% ultimate)
Net OPEB Liability	\$ 179,159,000	\$ 243,405,000	\$ 323,749,000

WASHOE COUNTY, NEVADA
NOTES TO THE FINANCIAL STATEMENTS
JUNE 30, 2019
(CONTINUED)

	PEBP Plan		
	1% Decrease in Healthcare Costs Trend Rate	Current Healthcare Costs Trend Rate	1% Increase in Healthcare Costs Trend Rate
	(5.10% initial, 3.70% ultimate)	(6.10% initial, 4.70% ultimate)	(7.10% initial, 5.70% ultimate)
Net OPEB Liability	\$ 891,761	\$ 1,256,902	\$ 1,684,193

	TMFPD RGMP		
	1% Decrease in Healthcare Costs Trend Rate	Current Healthcare Costs Trend Rate	1% Increase in Healthcare Costs Trend Rate
	(5.20% initial, 3.60% ultimate)	(6.20% initial, 4.60% ultimate)	(7.20% initial, 5.60% ultimate)
Net OPEB Liability	\$ 3,125,922	\$ 4,296,791	\$ 5,685,013

OPEB plans fiduciary net position. Detailed information about the OPEB plans' fiduciary net position is available in the separately issued Washoe County, Nevada OPEB Trust financial report.

OPEB Expense and Deferred Outflows of Resources and Deferred Inflows of Resources Related to OPEB

For the year ended June 30, 2019, the County recognized OPEB expense of \$20,909,229 for the RHBP and \$602,690 for the PEBP Plan. TMFPD recognized OPEB expense of \$856,255. At June 30, 2019, the County and TMFPD reported deferred outflows of resources and deferred inflows of resources related to OPEB from the following sources:

	RHBP	
	Deferred Outflows of Resources	Deferred Inflows of Resources
Differences between expected and actual experience	\$ 1,269,549	\$ -
Changes of assumptions	-	5,620,578
Net difference between projected and actual earnings on OPEB plan investments	-	7,693,200
Contributions made subsequent to the measurement date	24,661,000	-
Total	<u>\$ 25,930,549</u>	<u>\$ 13,313,778</u>

	PEBP Plan	
	Deferred Outflows of Resources	Deferred Inflows of Resources
Net difference between projected and actual earnings on OPEB plan investments	-	115,203
Contributions made subsequent to the measurement date	280,454	-
Total	<u>\$ 280,454</u>	<u>\$ 115,203</u>

WASHOE COUNTY, NEVADA
NOTES TO THE FINANCIAL STATEMENTS
JUNE 30, 2019
(CONTINUED)

	TMFPD RGMP	
	Deferred Outflows of Resources	Deferred Inflows of Resources
Differences between expected and actual experience	\$ -	\$ 23,232
Changes of assumptions	1,940,458	-
Net difference between projected and actual earnings on OPEB plan investments	-	207,989
Contributions made subsequent to the measurement date	463,000	-
Total	\$ 2,403,458	\$ 231,221

Amounts reported as deferred outflows of resources and deferred inflows of resources related to OPEB will be recognized in OPEB expense as follows:

Year ended June 30:	RHBP	PEBP Plan	TMFPD RGMP
2020	\$ (3,113,771)	\$ (35,138)	\$ 286,534
2021	(3,113,771)	(35,138)	286,534
2022	(3,113,771)	(35,138)	286,535
2023	(1,291,771)	(9,789)	336,968
2024	(734,971)	-	351,140
Thereafter	(676,174)	-	161,526
Total	\$ (12,044,229)	\$ (115,203)	\$ 1,709,237

NOTE 16 - RISK MANAGEMENT

In 1981, the County started self-funding its workers' compensation obligations. Since then, the County has increased the number of programs where the self-funding is practiced and the proportion of the loss exposure which it self-funds. Currently, the County self-funds portions of its fiscal responsibility related to exposures of loss from torts; theft of, damage to, or destruction of assets; errors or omissions; and health insurance claims.

Two internal service funds have been established to account for these programs:

The Risk Management Fund accounts for costs related to general liability, auto liability, workers' compensation, property coverage and unemployment compensation. Except for unemployment compensation, these costs are covered through a combination of self-funding and insurance purchased from outside carriers.

The Health Benefits Fund accounts for life, medical, prescription, dental and vision insurance programs. The plans contained within the Health Benefits Fund are handled through contracts with an external claims administrator, a preferred provider organization for medical services and through the purchase of various insurance plans, including a fully-insured medical and prescription plan.

At any time, there are a number of lawsuits and unresolved disputes involving the County, which are administered by the Risk Management Division. These items are reviewed by the Risk Management Division with input from the District Attorney's Office and the appropriate third party administrator. They set the values to the extent a value is determinable. Claims liabilities are reevaluated periodically to take into consideration recently settled claims, including the effects of specific incremental claim adjustment expenses, salvage and subrogation. Allocated claim adjustment expenses are included. Annually, an aggregate value is placed on all claims through the performance of an actuarial study.

The values set by the actuary for both short and long-term liabilities are as follows:

	Current	Long-Term	Total
Pending Claims:			
Property and liability claims	\$ 1,263,000	\$ 3,134,000	\$ 4,397,000
Workers' compensation claims	6,094,000	9,913,000	16,007,000
Unprocessed Health Benefits Fund claims	3,599,000	-	3,599,000
Total Pending Claims	\$ 10,956,000	\$ 13,047,000	\$ 24,003,000

WASHOE COUNTY, NEVADA
NOTES TO THE FINANCIAL STATEMENTS
JUNE 30, 2019
(CONTINUED)

The level of insurance coverage purchased by the County for property-related claims ranges from \$500,000 to a policy limit of \$500 million, depending on the incident. Deductibles generally range from \$2,500 to \$50,000. Liability and workers' compensation claims are self-insured up to \$1.5 million each; insurance policies are in place for losses greater than this amount. There were no settled claims in excess of insurance coverage in the current fiscal year or the three prior fiscal years.

Many items involving the Risk Management Fund do not specifically fall within the criteria used by the actuary for evaluation. Such items include contract disputes and noninsurance items. Currently, there is a net position of \$15,953,054 in the Risk Management Fund for claims that fall into areas not recognized in the actuarial studies and possible catastrophic losses that exceed parameters of the actuarial studies, in addition to the claims that are evaluated by the actuary. The net position amount is restricted for the payment of claims per NRS 354.6215.

The County's exposure for the self-funded portion of health insurance claims is limited to \$225,000 per claim each year. Stop-loss insurance is in place for claims above this amount. Currently, there is a net position of \$13,851,529 in the Health Benefits Fund for claims in excess of amounts projected by actuary. The net position amount is restricted for the payment of claims per NRS 354.6215.

Claims liability and activity for the Risk Management and the Health Benefits Funds for the fiscal years ending June 30 were as follows:

	Risk Management	Health Benefits
	Fund	Fund
Claims Liability/Activity:		
Claims Liability, June 30, 2017	\$ 19,068,000	\$ 2,505,000
Claims and changes in estimates	4,111,598	29,719,181
Claim payments	<u>(4,111,598)</u>	<u>(28,543,181)</u>
Claims Liability, June 30, 2018	19,068,000	3,681,000
Claims and changes in estimates	4,647,892	31,548,850
Claim payments	<u>(3,311,892)</u>	<u>(31,630,850)</u>
Claims Liability, June 30, 2019	<u>\$ 20,404,000</u>	<u>\$ 3,599,000</u>

The non-discounted amount of unpaid claims in the Risk Management Fund at June 30 is \$20,560,000. The interest rate used for discounting was 2.5%.

Discretely Presented Component Units

The Truckee Meadows Fire Protection District (TMFPD), discretely presented component unit, does not participate in the Washoe County Risk Management or Health Benefits Funds.

The Truckee Meadows Fire Protection District (TMFPD) is exposed, as are all entities, to various risks of loss related to torts; theft of, damage to, and destruction of assets; errors and omissions; and natural disasters. The Truckee Meadows Fire Protection District is fully insured for property and auto loss and liability with a \$2,500 to \$5,000 deductible. This Truckee Meadows Fire Protection District is covered up to a policy limit per occurrence of \$22,879,807 and \$11,000,000 per occurrence in general liability. The Truckee Meadows Fire Protection District's policy contains various sub-limits established for earthquake, flood, equipment breakdown, errors and omissions and other items.

As of April 1, 2012, TMFPD and SPFD entered an Interlocal Agreement to consolidate fire department administration and operations. Under that Interlocal Agreement, all SFPD employees became TMFPD employees. Health insurance and workers' compensation benefits are paid by the TMFPD through their consolidated budget.

In fiscal year 2012-13, TMFPD self-funded its health benefits until June 1, 2013. The TMFPD Health Benefits Fund was established to account for life insurance, medical, prescription, dental and vision programs. The self-funded plans contained within the TMFPD Health Benefits Fund were handled through contracts with an external claims administrator and through the purchase of various insurance plans. As of June 1, 2013, the TMFPD purchased a guaranteed health benefit plan and is no longer self-funded. The SFPD health plan ceased with the transition of SFPD employees to TMFPD during the fiscal year ended June 30, 2012.

WASHOE COUNTY, NEVADA
NOTES TO THE FINANCIAL STATEMENTS
JUNE 30, 2019
(CONTINUED)

During the term of the Reno/Truckee Meadows Fire Protection Truckee Meadows Fire Protection District Interlocal Agreement, workers' compensation was fully insured with the City of Reno's self-funded workers' compensation plan. Due to the termination of the Agreement, as of July 1, 2012, the Truckee Meadows Fire Protection District is no longer self-funded with the City of Reno but has purchased a guaranteed workers compensation insurance plan. However, the Truckee Meadows Fire Protection District is still required to pay workers' compensation claims costs to the City of Reno for those years the Truckee Meadows Fire Protection District was self-funded through the City of Reno's workers' compensation plan.

During the fiscal year ended June 30, 2004, the Truckee Meadows Fire Protection District and the City of Reno instituted a "pay as you go" system for workers' compensation claims. The Truckee Meadows Fire Protection District shared the combined losses with the Reno Fire Department (RFD). The Truckee Meadows Fire Protection District established the Workers' Compensation Fund to account for this program. The Truckee Meadows Fire Protection District brought out all workers' compensation liability for all claims incurred prior to July 1, 2012. Claims incurred prior to fiscal year 2012 remain the liability of the City of Reno under the buyout agreement. TMFPD will remain responsible for future Heart and Lung related workers' compensation claims on a "pay as you go" system.

Claims liability and activity for the past two years ending June 30 were as follows:

	TMFPD Workers' Compensation Fund
Claims Liability/Activity:	
Claims Liability, July 1, 2017	\$ 1,329,129
Claims and changes in estimates	67,236
Claims payments	<u>(35,049)</u>
Claims Liability, June 30, 2018	1,361,316
Claims and changes in estimates	54,608
Claims payments	<u>(24,955)</u>
Claims Liability, June 30, 2019	<u>\$ 1,390,969</u>

NOTE 17 – JOINT VENTURES

Local Government Oversight Committee Joint Venture (Truckee River Water Quality Settlement Agreement)

The County and the Cities of Reno and Sparks have entered into a joint venture for the purchase of water rights pursuant to the Truckee River Water Quality Settlement Agreement (TRWQSA) dated October 10, 1996. Parties to the TRWQSA are Washoe County, City of Reno, City of Sparks, United States Department of the Interior (DOI), U.S. Department of Justice, U.S. Environmental Protection Agency, Nevada Division of Environmental Protection and the Pyramid Lake Paiute Tribe of Indians (Tribe).

The agreement settled and dismissed pending litigation by the Tribe relating to the expansion of the Truckee Meadows Water Reclamation Facility, which is operated by the Cities of Reno and Sparks. It allows the cities of Reno and Sparks to use the sewage plant's full capacity in exchange for the expenditure of \$24,000,000 (\$12,000,000 by DOI and \$12,000,000 by the joint venture) for the acquisition of Truckee River water rights. The arrangement is considered a joint venture with no equity interest recorded in the County's financial statements because no explicit and measurable equity interest is deemed to exist.

The Local Government Oversight Committee formally acknowledged the joint venture's satisfaction of its \$12 million TRWQSA obligation on October 9, 2014. Acquired water rights are jointly managed by the County, the Cities of Reno and Sparks, and DOI. Each entity (Washoe County and the Cities of Reno and Sparks) owns an undivided and equal interest in the water rights acquired. The County's proportionate share of the purchased water rights totals \$4,019,072 and is recorded in capital assets.

Separately audited financial statements and information for the joint venture are available by writing to: Local Government Oversight Committee (Truckee River Water Quality Settlement Agreement), c/o Washoe County Comptroller's Office, 1001 E. 9th Street, D-200, Reno, Nevada 89512.

WASHOE COUNTY, NEVADA
NOTES TO THE FINANCIAL STATEMENTS
JUNE 30, 2019
(CONTINUED)

Truckee Meadows Water Authority

The Truckee Meadows Water Authority (TMWA) is a joint powers authority formed in November 2000, pursuant to a Cooperative Agreement among the Cities of Reno and Sparks and Washoe County (Members). TMWA was formed in order to purchase water assets and undertake water utility operations of Sierra Pacific Power Company, a Nevada corporation, and to develop, manage and maintain supplies of water for the ongoing benefit of the Truckee Meadows community. TMWA has issued bonds that do not constitute an obligation of the Cities of Reno or Sparks, the County, or the State.

Under the terms of the Cooperative Agreement, TMWA's Board of Directors has the power to periodically assess the Members directly for budgets and for the satisfaction of any liabilities imposed against TMWA. Since TMWA's formation no such assessments have been made. The arrangement is considered a joint venture with no equity interest with no equity interest recorded in the County's financial statements because no explicit and measurable equity interest is deemed to exist. The County appoints two directors of a seven-member governing body.

Separate audited financial statements and information for the joint venture are available by contacting the Authority's Chief Financial Officer at P.O. Box 30013, Reno, NV 89520-3013.

Truckee River Flood Management Authority

The Truckee River Flood Management Authority (TRFMA) is a joint powers authority formed in March, 2011, pursuant to a Cooperative Agreement among the Cities of Reno and Sparks and Washoe County (Members). The governing body of each Member appoints two directors who must be elected officials of the Member's governing body. The TRFMA was formed in order to regulate and control waters of the Truckee River that flow through their territories to reduce or mitigate flooding for the ongoing benefit of the Truckee Meadows community.

The primary source of revenue for the TRFMA consists of the net revenues of the Infrastructure Tax pledged by the County to support the TRFMA. The Infrastructure Tax is collected by the State of Nevada Department of Taxation and remitted to the County pursuant to procedures established in NRS Chapter 377B that restricts spending of these proceeds to projects for the management of floodplains, the prevention of floods or facilities relating to public safety. Net revenues consist of the balance remaining after paying or reserving for County obligations for existing flood project related debt.

Under the terms of the Cooperative Agreement, the TRFMA Board of Directors has the power to periodically impose, assess, levy, collect and enforce fees, rates, and charges in an amount sufficient for services or facilities, or both services and facilities and also to discharge any debt instruments or financing agreements. No such assessments have been made since the TRFMA's formation. The arrangement is considered a joint venture with no equity interest recorded in the County's financial statements because no explicit and measurable equity interest is deemed to exist.

NOTE 18 – TAX ABATEMENTS

State of Nevada Tax Abatements

For the fiscal year ended June 30, 2019, Washoe County tax revenues were reduced by a total amount of \$6,506,451 under agreements entered into by the State of Nevada.

- Aviation Tax Abatement (NRS 360.753) – Partial abatements from Personal Property and Sales & Use Taxes are available to companies that locate or expand their business in Nevada. The personal property tax abatement can be up to 50% for 20 years on the taxes due on tangible personal property, and the sales & use tax abatement reduces the applicable tax rate to 2% for a similar 20 year period, a near 75% reduction. For fiscal year ending June 30, 2019, the total amount abated for Washoe County was \$241,964.
- Data Centers Abatement (NRS 360.754) – Partial abatements from personal property and sales & use taxes are available to companies that establish or expand data centers. The personal property tax abatement can be up to 20 years. For fiscal year ending June 30, 2019, the total amount abated for Washoe County was \$35,108.
- Renewable Energy (NRS 701A.370) – Partial abatements from property and local sales and use taxes imposed on renewable energy facilities. For fiscal year ending June 30, 2019, the total amount abated for Washoe County was \$202,276.
- Standard Abatement (NRS 360.750)
 - Local Sales and Use Tax Abatement – A partial abatement of sales and use taxes is available to qualified companies that locate or expand their business in Nevada. The tax abatement is on the gross receipts from the sale, and the storage, use of other consumption, of eligible capital equipment. The abatement reduces the sales and use tax rate to 2%. The approved business is eligible for tax abatements for a two-year period beginning the date the abatement becomes effective.

WASHOE COUNTY, NEVADA
NOTES TO THE FINANCIAL STATEMENTS
JUNE 30, 2019
(CONTINUED)

- Modified Business Tax Abatement – A partial abatement of the Modified Business Tax is available to qualified companies that locate or expand their business in Nevada. The current tax imposed on each employer is at the rate of 1.475% on taxable wages over \$50,000 in a quarter. A business may qualify for a partial abatement of up to 50% of the amount of the business tax due during the first four years of operations.
- Personal Property Tax Abatement – A partial abatement from personal property tax is available to qualified companies that locate or expand their business in Nevada. This tax abatement can be up to 50% of the tax due for 10 years beginning from when the abatement becomes effective. The applicant must apply for abatement not more than one year before the business begins to develop for expansion of operations in Nevada.
- Real Property Tax Abatement for Recycling – A partial abatement of real property (land and buildings) tax is available for businesses and facilities using recycled material that have as a primary purpose the conservation of energy or the substitution of fossil sources for other sources of energy. To qualify, the business must be in the primary trade of recycling at least 50% of raw material or an intermediate product onsite; or converting the energy derived from recycled material into electricity. Qualifying businesses can receive a partial abatement of up to 50% of the tax due on real property for not more 10 years beginning from when the abatement becomes effective.

For fiscal year ended June 30, 2019, the total standard abatement amount abated for Washoe County was \$6,027,103.

NOTE 19 – ACCOUNTING CHANGES

Correction of an Error

As of July 1, 2016, Washoe County OPEB Trust Fund adopted GASB Statement No. 74, *Financial Reporting for Postemployment Benefit Plans Other Than Pension Plans* (GASB 74). At that time, this standard clarified the definition of a "plan" for OPEB purposes. Under this definition, it was determined that the PEBP activity did not qualify as a "plan" for purposes of the OPEB Trust.

In fiscal year 2019, after consulting with GASB and the State of Nevada, it was determined that the PEBP activity does qualify as a "plan" for the purposes of the OPEB Trust. As a result, PEBP assets must be removed from the General Fund Balance Sheet of the employer and reported in the OPEB Trust plan.

In fiscal year 2019, it was determined that the Federal Payment in Lieu of Taxes revenue should be recognized in the year it is received and not accrued as "unearned" revenue.

	Governmental Activities	General Fund
Fund balance as previously reported, June 30, 2018	\$ (117,569,263) \$	57,056,070
Prior period adjustment:		
Actuarial value of PEBP assets at June 30, 2018	-	(2,740,245)
Payments in lieu of taxes that were deferred in a prior period	3,627,832	3,627,832
Fund balance at June 30, 2018, as restated	\$ (113,941,431) \$	57,943,657

WASHOE COUNTY, NEVADA
NOTES TO THE FINANCIAL STATEMENTS
JUNE 30, 2019
(CONTINUED)

During 2019, Truckee Meadows Fire Protection District identified misstatements in the June 30, 2018 financial statements related to the accrual of amounts owed for workers' compensation claims to another local government. It was determined that invoices accrued included, in error claims, that Truckee Meadows Fire Protection District is not obligated to pay. Beginning net position was restated to remove amounts accrued in error as of June 30, 2018. The correction is as follows:

		<u>TMFPD</u> Governmental Activities
Net position at June 30, 2018, as previously reported	\$	15,255,245
Prior period adjustment:		
Restatement of due to other governments		<u>275,736</u>
Net position at June 30, 2018, as restated	\$	<u><u>15,530,981</u></u>

NOTE 20 – SUBSEQUENT EVENT

Effective July 19, 2019, Washoe County conveyed title of parcel 2 (87.02 acres along with water rights) listed on Parcel Map No. 5369 of the Wildcreek golf course property to the Washoe County School District for the consideration of \$3,138,910.63. As expressly provided in NRS 244.281, the sale or transfer of property between Washoe County and another public agency pursuant to a cooperative agreement made under NRS 277.050 and NRS 277.053 does not require: a vote of the electors of the public agency, advertising for public bids, the use of the public bidding processes, or minimum price and terms.

**WASHOE COUNTY, NEVADA
REQUIRED SUPPLEMENTARY INFORMATION
JUNE 30, 2019**

SCHEDULE OF COUNTY'S SHARE OF NET PENSION LIABILITY – PUBLIC EMPLOYEES' RETIREMENT SYSTEM OF NEVADA (PERS) – LAST TEN PLAN YEARS*

	2018	2017	2016	2015	2014
County's portion of the net pension liability	3.04017%	3.08066%	3.00375%	3.04481%	2.99104%
County's proportionate share of the net pension liability	\$ 414,611,133	\$ 409,723,194	\$ 404,218,415	\$ 348,917,793	\$ 311,725,984
County's covered payroll	\$ 180,876,924	\$ 171,171,726	\$ 170,699,917	\$ 159,308,921	\$ 154,067,907
County's proportionate share of the net pension liability as a percentage of its covered payroll	229.22%	239.36%	236.80%	219.02%	202.33%
Plan fiduciary net position as a percentage of the total net pension liability	75.24%	74.42%	72.20%	75.10%	76.30%

*GASB Statement No. 68 requires ten years of information to be presented in this table. However, until 10 years of data is compiled, the County will present information only for those years for which information is available.

SCHEDULE OF COUNTY'S CONTRIBUTIONS – PUBLIC EMPLOYEES' RETIREMENT SYSTEM OF NEVADA (PERS) – LAST TEN FISCAL YEARS*

	2019	2018	2017	2016	2015
Statutorily required contribution	\$ 29,179,819	\$ 28,199,821	\$ 26,816,677	\$ 25,638,494	\$ 46,781,626
Contributions in relation to the statutorily required contribution	\$ 29,179,819	\$ 28,199,821	\$ 26,816,677	\$ 25,638,494	\$ 46,781,626
Contribution (deficiency) excess	\$ -	\$ -	\$ -	\$ -	\$ -
County's covered payroll	\$ 187,433,424	\$ 180,876,924	\$ 171,171,726	\$ 170,699,917	\$ 159,308,921
Contributions as a percentage of covered payroll	15.57%	15.59%	15.67%	15.02%	29.37%

*GASB Statement No. 68 requires ten years of information to be presented in this table. However, until 10 years of data is compiled, the County will present information only for those years for which information is available.

**WASHOE COUNTY, NEVADA
REQUIRED SUPPLEMENTARY INFORMATION
JUNE 30, 2019**

SCHEDULES OF CHANGES IN THE OPEB LIABILITY AND RELATED RATIOS*

Washoe County Retirees Health Benefits Plan:

	2018	2017
Total OPEB liability		
Service cost	\$ 6,700,000	\$ 6,473,000
Interest	31,567,000	30,059,000
Changes of benefit terms	-	-
Differences between expected and actual experience	1,484,000	-
Changes of assumptions	(6,570,000)	-
Benefit payments	(16,825,000)	(13,601,066)
Other changes	(172,719)	-
Net Change in total OPEB liability	16,183,281	22,930,934
Total OPEB liability - beginning	452,707,719	429,776,785
Total OPEB liability - ending (a)	\$ 468,891,000	\$ 452,707,719
 Plan fiduciary net position		
Employer contributions	\$ 22,988,364	\$ 25,306,206
Other contributions	3,144,797	1,877,007
Net investment income	16,871,288	21,244,206
Benefit payments	(16,825,000)	(13,601,066)
Administrative expenses	(16,168)	(27,416)
Net change in plan fiduciary net position	26,163,281	34,798,937
Plan fiduciary net position - beginning, as restated	199,322,719	164,523,782
Plan fiduciary net position - ending (b)	\$ 225,486,000	\$ 199,322,719
 RHBP net OPEB liability - ending (a) - (b)	243,405,000	253,385,000
 Plan fiduciary net position as a percentage of the total OPEB liability	48.09%	44.03%
 Covered-employee payroll	\$ 189,686,766	\$ 181,731,903
 RHBP's net OPEB liability as a percentage of covered-employee payroll	128.32%	139.43%

**WASHOE COUNTY, NEVADA
REQUIRED SUPPLEMENTARY INFORMATION
JUNE 30, 2019**

PEBP Plan:

	<u>2018</u>	<u>2017</u>
Total OPEB liability		
Service cost	\$ -	\$ -
Interest	255,702	256,838
Differences between expected and actual experience	(9,159)	-
Changes of assumptions	240,944	-
Benefit payments	<u>(281,687)</u>	<u>(264,731)</u>
Net Change in total OPEB liability	205,800	(7,893)
Total OPEB liability - beginning	<u>3,791,347</u>	<u>3,799,240</u>
Total OPEB liability - ending	<u>\$ 3,997,147</u>	<u>\$ 3,791,347</u>
Plan fiduciary net position		
Employer contributions	\$ 99,636	\$ 43,000
Other contributions	-	-
Net investment income	231,540	303,279
Benefit payments	(281,687)	(264,731)
Administrative expenses	<u>(14,221)</u>	<u>(14,702)</u>
Net change in plan fiduciary net position	35,268	66,846
Plan fiduciary net position - beginning	<u>2,704,977</u>	<u>2,638,131</u>
Plan fiduciary net position - ending (b)	<u>\$ 2,740,245</u>	<u>\$ 2,704,977</u>
PEBP net OPEB liability - ending (a) - (b)	1,256,902	1,086,370
Plan fiduciary net position as a percentage of the total OPEB liability	68.56%	71.35%

Note: The PEBP Plan is closed to existing County employees. Only retirees who meet certain criteria may participate. There is no payroll associated with the participants, so covered-employee payroll disclosures are not applicable.

*GASB Statement No. 75 requires ten years of information to be presented in these tables. However, until ten years of data is compiled, the County will present information only for those years for which information is available.

**WASHOE COUNTY, NEVADA
REQUIRED SUPPLEMENTARY INFORMATION
JUNE 30, 2019**

SCHEDULE OF COUNTY CONTRIBUTIONS – OPEB*

Washoe County Retirees Health Benefits Plan:

	2019	2018
Actuarially determined contribution	\$ 20,188,000	\$ 23,298,000
Contributions in relation to the actuarially determined contribution	22,956,281	22,988,364
Other contributions	1,704,719	3,144,797
Contribution deficiency (excess)	<u>\$ (4,473,000)</u>	<u>\$ (2,835,161)</u>
Covered-employee payroll	\$ 196,656,571	\$ 189,686,766
Contributions as a percentage of covered-employee payroll	12.54%	13.78%

Notes to Schedule

Valuation date July 1, 2018

Methods and assumptions used to determine contribution amount:

Actuarial cost method	Entry Age Normal
Amortization method	Level percentage of payroll, closed
Remaining amortization period	23 years
Asset valuation method	Market value
Inflation	3.0 percent
Healthcare costs trend rate	5.4% initial, 4.80% ultimate
Salary increases	8.0 % each of first 4 years, and 3.0% thereafter
Investment rate of return	6.0 percent, net of OPEB plan investment expense
Mortality	RP-2014 Male and Female Healthy Annuitant mortality tables adjusted to reflect Mortality Improvement Scale MP-2018 from the 2006 base year, and projected forward using projection scale MP-2018 on a generational basis.

**WASHOE COUNTY, NEVADA
REQUIRED SUPPLEMENTARY INFORMATION
JUNE 30, 2019**

PEBP Plan:

	2019	2018
Actuarially determined contribution	\$ 102,159	\$ 94,719
Contributions in relation to the actuarially determined contribution	94,719	99,636
Contribution deficiency (excess)	\$ 7,440	\$ (4,917)

Notes to Schedule

Valuation date	July 1, 2018
Methods and assumptions used to determine contribution amount:	
Actuarial cost method	Entry Age Normal
Amortization method	Level dollar amount, closed
Remaining amortization period	23 years
Asset valuation method	Market value
Inflation	3.0 percent
Healthcare costs trend rate	Pre-age 65: 6.10% initial, 4.70% ultimate Post-age 64: 6.00% initial, 4.90% ultimate
Salary increases	n/a
Investment rate of return	6.0 percent, net of OPEB plan investment expense
Mortality	RP-2014 Male and Female Healthy Annuitant mortality tables adjusted to reflect Mortality Improvement Scale MP-2015 from the 2006 base year, and projected forward using projection scale MP-2018 on a generational basis.

*GASB Statement No. 75 requires ten years of information to be presented in this schedule. However, until 10 years of data is compiled, the County will present information only for those years for which information is available.

NOTES TO REQUIRED SUPPLEMENTARY INFORMATION

NOTE 1 – COUNTY CONTRIBUTIONS TO PERS

In fiscal year 2018, the Nevada Public Employees' Retirement System (PERS) implemented Governmental Accounting Standards Board Statement No. 82, *Pension Issues – an amendment of GASB Statements No. 67, No. 68, and No. 73*. As a result of this implementation, and under Nevada Revised Statutes, one-half of the total employer-paid contributions are deemed to be from employers and one-half is deemed to be from employees (through salary schedule reductions). Accordingly, beginning with fiscal year 2016, the amount of the statutorily required contribution presented reflects only the employer portion of the employer-paid contributions, and excludes employer-paid member contributions.

NOTE 2 – TMFPD COVERED PAYROLL AND NET OPEB LIABILITY

The covered payroll for active plan members for the TMFPD RGMP OPEB plan reported above reflects changes in the current labor agreement to make all District employees hired between April 1, 2012 and July 1, 2014 eligible for retiree health benefits, and to require all retirees to enroll in Medicare at age 65. The total OPEB liability shown for TMFPD also includes the District's proportionate share of the liability, based on service earned prior to July 1, 2000 for the remaining 43 employees who transferred employment to the City and retired during the term of the Interlocal Agreement. All amounts include amounts previously presented separately for the Sierra Fire Protection District, which was consolidated into TMFPD as of July 1, 2016.

**WASHOE COUNTY, NEVADA
REQUIRED SUPPLEMENTARY INFORMATION
JUNE 30, 2019**

Discretely Presented Component Unit

SCHEDULE OF TRUCKEE MEADOWS FIRE PROTECTION DISTRICT'S NET PENSION LIABILITY – PUBLIC EMPLOYEES' RETIREMENT SYSTEM OF NEVADA (PERS) – LAST TEN PLAN YEARS*

	2018	2017	2016	2015	2014
TMFPD's portion of the net pension liability	0.23531%	0.21270%	0.21696%	0.22129%	0.20583%
TMFPD's proportionate share of the net pension liability	\$ 32,090,988	\$ 28,288,166	\$ 29,197,203	\$ 25,358,762	\$ 21,451,071
TMFPD's covered payroll	\$ 11,003,348	\$ 9,712,107	\$ 9,271,513	\$ 8,435,593	\$ 7,783,987
TMFPD's proportionate share of the net pension liability as a percentage of its covered payroll	291.65%	291.27%	314.91%	300.62%	275.58%
Plan fiduciary net position as a percentage of total net pension liability	75.24%	74.42%	72.23%	75.13%	76.31%

SCHEDULE OF TRUCKEE MEADOWS FIRE PROTECTION DISTRICT'S CONTRIBUTIONS – PUBLIC EMPLOYEES' RETIREMENT SYSTEM OF NEVADA (PERS) – LAST TEN FISCAL YEARS*

	2019	2018	2017	2016	2015
Statutorily required contribution	\$ 2,293,573	\$ 2,156,034	\$ 1,896,920	\$ 1,835,776	\$ 1,707,868
Contributions in relation to the statutorily required contribution	\$ 2,293,573	\$ 2,156,034	\$ 1,896,920	\$ 1,835,776	\$ 1,707,868
Contribution (deficiency) excess	\$ -	\$ -	\$ -	\$ -	\$ -
TMFPD's covered payroll	\$ 11,759,724	\$ 11,003,348	\$ 9,712,107	\$ 9,271,513	\$ 8,435,593
Contributions as a percentage of covered payroll	19.50%	19.59%	19.53%	19.80%	20.25%

*GASB Statement No. 68 requires ten years of information to be presented in this table. However, until 10 years of data is compiled, the County will present information only for those years for which information is available.

SCHEDULES OF CHANGES IN THE OPEB LIABILITY AND RELATED RATIOS*

Truckee Meadows Fire Protection District Retirees Group Medical Plan:

	2018	2017
Total OPEB liability		
Service cost	\$ 417,213	\$ 405,061
Interest	501,045	455,572
Differences between expected and actual experience	(27,487)	-
Changes of assumptions	2,295,853	-
Benefit payments	(215,174)	(230,891)
Net Change in total OPEB liability	2,971,450	629,742
Total OPEB liability - beginning	6,846,342	6,216,600
Total OPEB liability - ending (a)	\$ 9,817,792	\$ 6,846,342
Plan fiduciary net position		
Net investment income	\$ 435,094	\$ 591,731
Benefit payments	(215,174)	(230,891)
Administrative expenses	(15,693)	(16,744)
Net change in plan fiduciary net position	204,227	344,096
Plan fiduciary net position - beginning	5,316,774	4,972,678
Plan fiduciary net position - ending (b)	\$ 5,521,001	\$ 5,316,774
TMFPD RGMP net OPEB liability - ending (a) - (b)	4,296,791	1,529,568
Plan fiduciary net position as a percentage of the total OPEB liability	56.23%	77.66%
Covered-employee payroll	\$ 15,660,842	\$ 13,199,783
TMFPD RGMP's net OPEB liability as a percentage of covered-employee payroll	27.44%	11.59%

**WASHOE COUNTY, NEVADA
REQUIRED SUPPLEMENTARY INFORMATION
JUNE 30, 2019**

SCHEDULE OF TRUCKEE MEADOWS FIRE PROTECTION DISTRICT'S CONTRIBUTIONS – OPEB*

	2019	2018
Actuarially determined contribution	\$ 1,037,001	650,895
Contributions in relation to the actuarially determined contribution	463,000	-
Contribution deficiency (excess)	<u>574,001</u>	<u>650,895</u>
Covered-employee payroll	\$ 16,004,299	15,660,842
Contributions as a percentage of covered-employee payroll	2.89%	0.00%

Notes to Schedule

Valuation date	July 1, 2018
Methods and assumptions used to determine contribution amount:	
Actuarial cost method	Entry Age Normal
Amortization method	Level percentage of payroll, closed
Remaining amortization period	13 years
Asset valuation method	Market value
Inflation	3.0 percent
Healthcare costs trend rate	6.20 initial, 4.60% ultimate
Salary increases	8.0 % each of first 4 years, and 3.0% thereafter
Investment rate of return	6.0 percent, net of OPEB plan investment expense
Mortality	RP-2014 Male & Female Healthy Annuitant tables adjusted to reflect Mortality Improvement Scale MP-2018 from the 2006 base year, and projected forward using projection scale MP-2018 on a generational basis.

*GASB Statement No. 75 requires ten years of information to be presented in these schedules. However, until 10 years of data is compiled, the County will present information only for those years for which information is available.



NONMAJOR GOVERNMENTAL FUNDS

**WASHOE COUNTY, NEVADA
NONMAJOR GOVERNMENTAL FUNDS
COMBINING BALANCE SHEET
JUNE 30, 2019**

	Special Revenue Funds	Debt Service Fund	Capital Projects Funds	Total
Assets				
Cash and investments	\$ 39,067,214	\$ 5,132,002	\$ 34,176,426	\$ 78,375,642
Accounts receivable	864,889	-	-	864,889
Property taxes receivable	60,558	22,015	51,603	134,176
Other taxes receivable	1,801,114	-	-	1,801,114
Interest receivable	121,338	-	113,955	235,293
Due from other governments	4,126,504	-	220,073	4,346,577
Total Assets	<u>\$ 46,041,617</u>	<u>\$ 5,154,017</u>	<u>\$ 34,562,057</u>	<u>\$ 85,757,691</u>
Liabilities				
Accounts payable	\$ 1,530,317	-	\$ 1,161,114	\$ 2,691,431
Accrued salaries and benefits	581,487	-	-	581,487
Contracts/retention payable	21,892	-	24,394	46,286
Due to other governments	873,976	-	227,782	1,101,758
Deposits	140,614	-	-	140,614
Other liabilities	10,156	-	-	10,156
Unearned revenues	1,387	-	-	1,387
Total Liabilities	<u>3,159,829</u>	<u>-</u>	<u>1,413,290</u>	<u>4,573,119</u>
Deferred Inflows of Resources				
Unavailable revenue - grants and other revenue	158,285	-	-	158,285
Unavailable revenue - property taxes	46,792	17,176	40,196	104,164
Total Deferred Inflows of Resources	<u>205,077</u>	<u>17,176</u>	<u>40,196</u>	<u>262,449</u>
Fund Balances				
Restricted	22,095,922	5,136,841	30,829,688	58,062,451
Committed	9,971,397	-	2,278,883	12,250,280
Assigned	10,609,392	-	-	10,609,392
Total Fund Balances	<u>42,676,711</u>	<u>5,136,841</u>	<u>33,108,571</u>	<u>80,922,123</u>
Total Liabilities, Deferred Inflows of Resources, and Fund Balances	<u>\$ 46,041,617</u>	<u>\$ 5,154,017</u>	<u>\$ 34,562,057</u>	<u>\$ 85,757,691</u>

WASHOE COUNTY, NEVADA
NONMAJOR GOVERNMENTAL FUNDS
COMBINING STATEMENT OF REVENUES, EXPENDITURES AND CHANGES IN FUND BALANCES
FOR THE YEAR ENDED JUNE 30, 2019

	Special Revenue Funds	Debt Service Funds	Capital Projects Funds	Total
Revenues				
Taxes:				
Ad valorem	\$ 9,812,862	\$ 3,175,059	\$ 7,429,330	\$ 20,417,251
Residential construction tax	-	-	515,640	515,640
Licenses and permits	4,648,249	-	-	4,648,249
Intergovernmental revenues	31,262,316	-	997,326	32,259,642
Charges for services	12,690,514	-	-	12,690,514
Fines and forfeits	100	-	-	100
Miscellaneous	3,355,441	-	1,878,027	5,233,468
Total Revenues	61,769,482	3,175,059	10,820,323	75,764,864
Expenditures				
Current:				
General government	418,951	-	-	418,951
Public safety	20,656,007	-	-	20,656,007
Public works	14,725,681	-	-	14,725,681
Health and sanitation	24,090,794	-	-	24,090,794
Welfare	5,464,650	-	-	5,464,650
Culture and recreation	2,499,080	-	-	2,499,080
Intergovernmental	-	-	5,229,819	5,229,819
Capital outlay	-	-	7,847,298	7,847,298
Debt Service:				
Principal	-	15,802,618	-	15,802,618
Interest	-	4,140,848	-	4,140,848
Bond issuance cost	-	68,607	-	68,607
Debt service fees and other fiscal charges	-	30,655	-	30,655
Total Expenditures	67,855,163	20,042,728	13,077,117	100,975,008
Excess (Deficiency) of Revenues Over (Under) Expenditures	(6,085,681)	(16,867,669)	(2,256,794)	(25,210,144)
Other Financing Sources (Uses)				
Proceeds from asset disposition	8	-	-	8
Proceeds from insurance recoveries	879	-	-	879
Refunding bonds issued	-	8,359,000	-	8,359,000
Transfers in	14,008,472	9,132,324	11,518,148	34,658,944
Transfers out	(2,720,787)	-	(1,950,000)	(4,670,787)
Total Other Financing Sources (Uses)	11,288,572	17,491,324	9,568,148	38,348,044
Net Change in Fund Balances	5,202,891	623,655	7,311,354	13,137,900
Fund Balances, July 1	37,473,820	4,513,186	25,797,217	67,784,223
Fund Balances, June 30	\$ 42,676,711	\$ 5,136,841	\$ 33,108,571	\$ 80,922,123



GENERAL FUND

**WASHOE COUNTY, NEVADA
GENERAL FUND
SCHEDULE OF REVENUES, EXPENDITURES AND CHANGES IN FUND BALANCES - BUDGET AND ACTUAL
FOR THE YEAR ENDED JUNE 30, 2019
(WITH COMPARATIVE ACTUAL AMOUNTS FOR THE YEAR ENDED JUNE 30, 2018)**

	2019			2018
	Budget	Actual	Variance	Actual
Revenues				
Taxes:				
Ad valorem:				
General	\$ 148,261,553	\$ 149,238,958	\$ 977,405	\$ 142,507,912
Detention facility	11,424,036	11,499,451	75,415	10,919,055
Indigent insurance program	2,213,960	2,228,577	14,617	2,116,086
China Spring support	1,094,189	1,099,705	5,516	1,058,047
Family Court	2,833,870	2,852,560	18,690	2,708,599
AB 104	2,777,638	1,915,752	(861,886)	2,575,410
NRS 354.59813 makeup revenue	-	135	135	293
Room tax	425,000	503,859	78,859	464,102
Total Taxes	169,030,246	169,338,997	308,751	162,349,504
Licenses and Permits:				
Business:				
General business licenses	840,000	954,294	114,294	920,614
Electric/telecom business licenses	4,715,000	5,208,651	493,651	4,842,509
Liquor licenses	254,600	283,353	28,753	266,054
Sanitation franchise fees	635,000	694,176	59,176	547,834
Gas franchise fees	245,000	146,257	(98,743)	198,301
Cable television franchise fees	1,100,000	1,148,151	48,151	1,113,431
County gaming licenses	912,100	815,254	(96,846)	836,285
Gaming licenses - AB 104	800,000	820,843	20,843	810,361
Nonbusiness:				
Marriage affidavits	175,000	143,577	(31,423)	155,946
Mobile home permits	200	110	(90)	227
Other	300	1,150	850	1,150
Total Licenses and Permits	9,677,200	10,215,816	538,616	9,692,712
Intergovernmental Revenues:				
Federal grants	140,000	720,292	580,292	148,007
Federal payments in lieu of taxes	3,545,250	3,682,568	137,318	3,547,165
Federal incarceration charges	3,500,000	3,797,960	297,960	4,066,937
State Shared Revenues:				
State gaming licenses	146,986	132,461	(14,525)	134,748
Real property transfer tax - AB 104	810,405	867,544	57,139	919,297
SCCRT / GST - AB 104 Makeup	14,125,387	14,681,801	556,414	13,582,832
Consolidated taxes	114,389,819	116,837,252	2,447,433	111,301,067
State extraditions	48,000	39,093	(8,907)	50,689
Local contributions	223,712	240,723	17,011	332,263
Total Intergovernmental Revenues	136,929,559	140,999,694	4,070,135	134,083,005
Charges for Services:				
General Government:				
Clerk fees	100,000	119,616	19,616	114,123
Recorder fees	2,253,500	2,624,870	371,370	2,564,601
Map fees	2,000	1,407	(593)	16,840
Assessor commissions	1,700,000	2,035,234	335,234	1,857,219
Overhead recovery	6,040,678	6,057,447	16,769	7,673,175
Other	241,654	132,245	(109,409)	290,423
Subtotal General Government	10,337,832	10,970,819	632,987	12,516,381

(CONTINUED)

**WASHOE COUNTY, NEVADA
GENERAL FUND
SCHEDULE OF REVENUES, EXPENDITURES AND CHANGES IN FUND BALANCES - BUDGET AND ACTUAL
FOR THE YEAR ENDED JUNE 30, 2019
(WITH COMPARATIVE ACTUAL AMOUNTS FOR THE YEAR ENDED JUNE 30, 2018)**

	2019			2018
	Budget	Actual	Variance	Actual
Judicial:				
Clerk court fees	\$ 450,000	\$ 342,233	\$ (107,767)	\$ 371,224
Other	893,300	801,927	(91,373)	860,204
Subtotal Judicial	1,343,300	1,144,160	(199,140)	1,231,428
Public Safety:				
Police:				
Sheriff fees	410,000	342,081	(67,919)	258,838
Other	5,279,759	5,994,930	715,171	5,822,315
Corrections	15,000	21,883	6,883	18,801
Protective services	380,000	315,383	(64,617)	430,489
Subtotal Public Safety	6,084,759	6,674,277	589,518	6,530,443
Public Works	334,489	321,961	(12,528)	367,682
Welfare	2,500	-	(2,500)	-
Culture and Recreation	1,044,072	1,109,452	65,380	999,449
Total Charges for Services	19,146,952	20,220,669	1,073,717	21,645,383
Fines and Forfeits:				
Fines:				
Library	90,000	66,962	(23,038)	81,176
Court	2,959,050	2,454,281	(504,769)	1,674,841
Penalties	1,889,500	2,270,100	380,600	3,438,488
Forfeits/bail	1,892,000	2,195,081	303,081	2,551,607
Total Fines and Forfeits	6,830,550	6,986,424	155,874	7,746,112
Miscellaneous:				
Investment earnings	1,822,030	2,777,020	954,990	2,118,089
Net increase (decrease) in the fair value of investments	-	2,371,649	2,371,649	(1,200,847)
Rents and royalties	34,375	31,876	(2,499)	54,205
Other	1,913,030	1,920,454	7,424	2,732,037
Total Miscellaneous	3,769,435	7,100,999	3,331,564	3,703,484
Total Revenues	345,383,942	354,862,599	9,478,657	339,220,200
Expenditures by Function and Activity				
Current:				
General Government Function:				
Legislative / County Commissioners:				
Salaries and wages	360,139	359,187	952	348,265
Employee benefits	202,031	200,399	1,632	197,089
Services and supplies	189,205	186,253	2,952	204,977
	751,375	745,839	5,536	750,331

(CONTINUED)

**WASHOE COUNTY, NEVADA
GENERAL FUND
SCHEDULE OF REVENUES, EXPENDITURES AND CHANGES IN FUND BALANCES - BUDGET AND ACTUAL
FOR THE YEAR ENDED JUNE 30, 2019
(WITH COMPARATIVE ACTUAL AMOUNTS FOR THE YEAR ENDED JUNE 30, 2018)**

	2019			2018
	Budget	Actual	Variance	Actual
Executive / County Manager:				
Salaries and wages	\$ 2,564,833	\$ 2,565,638	\$ (805)	\$ 2,500,451
Employee benefits	1,417,265	1,377,187	40,078	1,391,191
Services and supplies	3,163,264	2,888,509	274,755	1,352,238
Capital outlay	40,800	-	40,800	
	<u>7,186,162</u>	<u>6,831,334</u>	<u>354,828</u>	<u>5,243,880</u>
Elections / Registrar of Voters:				
Salaries and wages	612,474	599,659	12,815	527,232
Employee benefits	243,776	243,401	375	248,810
Services and supplies	1,421,589	1,361,887	59,702	750,635
Capital outlay	45,000	38,500	6,500	25,002
	<u>2,322,839</u>	<u>2,243,447</u>	<u>79,392</u>	<u>1,551,679</u>
Finance:				
Comptrollers Department				
Salaries and wages	1,828,681	1,792,105	36,576	1,683,303
Employee benefits	1,029,359	1,005,234	24,125	962,703
Services and supplies	305,887	237,036	68,851	239,666
	<u>3,163,927</u>	<u>3,034,375</u>	<u>129,552</u>	<u>2,885,672</u>
Treasurer:				
Salaries and wages	1,337,406	1,225,015	112,391	1,211,314
Employee benefits	806,356	730,645	75,711	729,813
Services and supplies	581,545	486,859	94,686	306,858
	<u>2,725,307</u>	<u>2,442,519</u>	<u>282,788</u>	<u>2,247,985</u>
Assessor:				
Salaries and wages	4,362,779	4,266,041	96,738	4,127,591
Employee benefits	2,543,458	2,471,282	72,176	2,439,134
Services and supplies	457,471	422,893	34,578	481,594
	<u>7,363,708</u>	<u>7,160,216</u>	<u>203,492</u>	<u>7,048,319</u>
Subtotal Finance	<u>13,252,942</u>	<u>12,637,110</u>	<u>615,832</u>	<u>12,181,976</u>
Other:				
Human Resources:				
Salaries and wages	1,283,008	1,208,633	74,375	1,176,456
Employee benefits	670,556	640,812	29,744	642,781
Services and supplies	493,115	427,855	65,260	404,247
	<u>2,446,679</u>	<u>2,277,300</u>	<u>169,379</u>	<u>2,223,484</u>
Clerk:				
Salaries and wages	918,661	873,856	44,805	849,902
Employee benefits	545,954	508,691	37,263	510,908
Services and supplies	102,590	76,969	25,621	68,798
	<u>1,567,205</u>	<u>1,459,516</u>	<u>107,689</u>	<u>1,429,608</u>
Recorder:				
Salaries and wages	1,354,958	1,336,047	18,911	1,251,600
Employee benefits	818,822	798,080	20,742	763,366
Services and supplies	151,173	117,633	33,540	101,028
	<u>2,324,953</u>	<u>2,251,760</u>	<u>73,193</u>	<u>2,115,994</u>

(CONTINUED)

**WASHOE COUNTY, NEVADA
GENERAL FUND
SCHEDULE OF REVENUES, EXPENDITURES AND CHANGES IN FUND BALANCES - BUDGET AND ACTUAL
FOR THE YEAR ENDED JUNE 30, 2019
(WITH COMPARATIVE ACTUAL AMOUNTS FOR THE YEAR ENDED JUNE 30, 2018)**

	2019			2018
	Budget	Actual	Variance	Actual
Technology Services:				
Salaries and wages	\$ 6,259,491	\$ 5,969,730	\$ 289,761	\$ 6,081,929
Employee benefits	3,628,393	3,407,205	221,188	3,513,076
Services and supplies	4,293,362	3,883,655	409,707	3,796,847
Capital outlay	107,000	102,371	4,629	16,873
	<u>14,288,246</u>	<u>13,362,961</u>	<u>925,285</u>	<u>13,408,725</u>
Accrued Benefits:				
Salaries and wages	2,500,000	2,532,154	(32,154)	2,669,926
Employee benefits	-	39,325	(39,325)	45,614
	<u>2,500,000</u>	<u>2,571,479</u>	<u>(71,479)</u>	<u>2,715,540</u>
OPEB:				
Services and supplies	-	-	-	296,639
Undesignated:				
Salaries and wages	(300,000)	-	(300,000)	-
Services and supplies	5,447,342	2,069,615	3,377,727	1,570,206
	<u>5,147,342</u>	<u>2,069,615</u>	<u>3,077,727</u>	<u>1,570,206</u>
Subtotal Other	<u>28,274,425</u>	<u>23,992,631</u>	<u>4,281,794</u>	<u>23,760,196</u>
Total General Government Function	<u>51,787,743</u>	<u>46,450,361</u>	<u>5,337,382</u>	<u>43,488,062</u>
Judicial Function:				
District Court:				
Salaries and wages	11,668,687	11,331,815	336,872	11,008,068
Employee benefits	6,717,388	6,393,249	324,139	6,303,064
Services and supplies	3,653,767	3,807,209	(153,442)	3,421,555
	<u>22,039,842</u>	<u>21,532,273</u>	<u>507,569</u>	<u>20,732,687</u>
District Attorney:				
Salaries and wages	13,316,412	13,008,564	307,848	12,845,431
Employee benefits	7,492,278	7,301,607	190,671	7,295,486
Services and supplies	1,613,192	1,656,181	(42,989)	1,580,465
	<u>22,421,882</u>	<u>21,966,352</u>	<u>455,530</u>	<u>21,721,382</u>
Public Defense:				
Public Defender:				
Salaries and wages	6,060,358	5,919,067	141,291	5,704,184
Employee benefits	3,274,595	3,186,542	88,053	3,133,969
Services and supplies	548,128	672,682	(124,554)	626,166
	<u>9,883,081</u>	<u>9,778,291</u>	<u>104,790</u>	<u>9,464,319</u>
Alternate Public Defender:				
Salaries and wages	1,745,953	1,738,175	7,778	1,667,951
Employee benefits	947,955	935,483	12,472	909,688
Services and supplies	184,037	175,771	8,266	151,692
	<u>2,877,945</u>	<u>2,849,429</u>	<u>28,516</u>	<u>2,729,331</u>
Conflict Counsel:				
Services and supplies	1,208,836	1,261,795	(52,959)	1,404,726
Subtotal Public Defense	<u>13,969,862</u>	<u>13,889,515</u>	<u>80,347</u>	<u>13,598,376</u>

(CONTINUED)

**WASHOE COUNTY, NEVADA
GENERAL FUND
SCHEDULE OF REVENUES, EXPENDITURES AND CHANGES IN FUND BALANCES - BUDGET AND ACTUAL
FOR THE YEAR ENDED JUNE 30, 2019
(WITH COMPARATIVE ACTUAL AMOUNTS FOR THE YEAR ENDED JUNE 30, 2018)**

	2019			2018
	Budget	Actual	Variance	Actual
Justice Courts:				
Salaries and wages	\$ 7,048,886	\$ 6,785,692	\$ 263,194	\$ 6,389,737
Employee benefits	3,782,896	3,711,058	71,838	3,500,463
Services and supplies	770,191	770,487	(296)	813,303
	<u>11,601,973</u>	<u>11,267,237</u>	<u>334,736</u>	<u>10,703,503</u>
Incline Constable:				
Salaries and wages	107,538	103,466	4,072	99,800
Employee benefits	46,088	47,121	(1,033)	46,525
Services and supplies	20,099	14,450	5,649	14,688
Subtotal Incline Constable	<u>173,725</u>	<u>165,037</u>	<u>8,688</u>	<u>161,013</u>
Other Judicial:				
Salaries and wages-Budgeted savings	(400,000)	-	(400,000)	-
Subtotal Other	<u>(400,000)</u>	<u>-</u>	<u>(400,000)</u>	<u>-</u>
Total Judicial Function	<u>69,807,284</u>	<u>68,820,414</u>	<u>986,870</u>	<u>66,916,961</u>
Public Safety Function:				
Sheriff and Detention:				
Salaries and wages	62,376,423	62,461,462	(85,039)	60,995,165
Employee benefits	39,351,282	38,121,506	1,229,776	37,677,150
Services and supplies	17,251,952	16,369,993	881,959	16,784,496
Capital outlay	-	13,872	(13,872)	189,830
	<u>118,979,657</u>	<u>116,966,833</u>	<u>2,012,824</u>	<u>115,646,641</u>
Medical Examiner:				
Salaries and wages	2,223,147	2,008,075	215,072	2,035,685
Employee benefits	1,051,098	961,660	89,438	913,960
Services and supplies	656,085	780,738	(124,653)	529,918
Capital outlay	50,000	45,287	4,713	-
	<u>3,980,330</u>	<u>3,795,760</u>	<u>184,570</u>	<u>3,479,563</u>
County Manager:				
Salaries and wages	99,585	77,411	22,174	2,051
Employee benefits	52,638	45,217	7,421	91,628
Services and supplies	1,951,753	1,208,355	743,398	5,442
	<u>2,103,976</u>	<u>1,330,983</u>	<u>772,993</u>	<u>99,121</u>
Juvenile Services:				
Salaries and wages	8,786,779	8,492,765	294,014	8,470,177
Employee benefits	5,615,754	5,480,151	135,603	5,342,192
Services and supplies	1,640,722	1,494,766	145,956	1,518,463
	<u>16,043,255</u>	<u>15,467,682</u>	<u>575,573</u>	<u>15,330,832</u>
Fire Suppression:				
Salaries and wages	135,298	164,253	(28,955)	181,499
Employee benefits	86,377	92,420	(6,043)	70,203
Services and supplies	795,439	713,692	81,747	700,278
	<u>1,017,114</u>	<u>970,365</u>	<u>46,749</u>	<u>951,980</u>

(CONTINUED)

**WASHOE COUNTY, NEVADA
GENERAL FUND
SCHEDULE OF REVENUES, EXPENDITURES AND CHANGES IN FUND BALANCES - BUDGET AND ACTUAL
FOR THE YEAR ENDED JUNE 30, 2019
(WITH COMPARATIVE ACTUAL AMOUNTS FOR THE YEAR ENDED JUNE 30, 2018)**

	2019			2018
	Budget	Actual	Variance	Actual
Emergency Management:				
Salaries and wages	\$ 108,243	\$ 127,816	\$ (19,573)	\$ 91,344
Employee benefits	65,385	73,091	(7,706)	51,641
Services and supplies	47,585	18,104	29,481	32,473
	<u>221,213</u>	<u>219,011</u>	<u>2,202</u>	<u>175,458</u>
Protective Services:				
Alternative Sentencing:				
Salaries and wages	823,526	832,080	(8,554)	839,877
Employee benefits	424,616	415,988	8,628	426,671
Services and supplies	313,933	218,486	95,447	214,710
	<u>1,562,075</u>	<u>1,466,554</u>	<u>95,521</u>	<u>1,481,258</u>
Public Administrator:				
Salaries and wages	785,940	765,924	20,016	703,529
Employee benefits	460,913	458,470	2,443	435,047
Services and supplies	55,460	45,860	9,600	50,001
	<u>1,302,313</u>	<u>1,270,254</u>	<u>32,059</u>	<u>1,188,577</u>
Public Guardian:				
Salaries and wages	1,144,528	1,070,087	74,441	1,103,445
Employee benefits	667,467	631,720	35,747	657,936
Services and supplies	96,551	124,552	(28,001)	66,501
	<u>1,908,546</u>	<u>1,826,359</u>	<u>82,187</u>	<u>1,827,882</u>
Subtotal Protective Services	<u>4,772,934</u>	<u>4,563,167</u>	<u>209,767</u>	<u>4,497,717</u>
Other Public Safety				
Salaries and wages-budgeted savings	(350,000)	-	(350,000)	-
Total Public Safety Function	<u>146,768,479</u>	<u>143,313,801</u>	<u>3,454,678</u>	<u>140,181,312</u>
Public Works Function:				
CSD - Public Works:				
Salaries and wages	6,007,230	5,424,972	582,258	5,324,647
Employee benefits	3,443,833	3,162,967	280,866	3,127,017
Services and supplies	5,426,201	5,122,684	303,517	5,281,050
Capital outlay	796,548	11,036	785,512	28,448
Other Public Works				
Salaries and wages-budgeted savings	(250,000)	-	(250,000)	-
Total Public Works Function	<u>15,423,812</u>	<u>13,721,659</u>	<u>1,702,153</u>	<u>13,761,162</u>
Welfare Function:				
Human Services Department:				
Salaries and wages	711,761	669,526	42,235	610,904
Employee benefits	420,432	402,326	18,106	375,334
Services and supplies	440,364	180,899	259,465	247,318
Other Welfare				
Salaries and wages-budgeted savings	(50,000)	-	(50,000)	-
Total Welfare Function	<u>1,522,557</u>	<u>1,252,751</u>	<u>269,806</u>	<u>1,233,556</u>
Culture and Recreation Function:				
Library Department:				
Salaries and wages	5,752,335	5,598,585	153,750	5,548,684
Employee benefits	3,164,376	3,072,832	91,544	3,090,491
Services and supplies	877,044	845,844	31,200	847,610
	<u>9,793,755</u>	<u>9,517,261</u>	<u>276,494</u>	<u>9,486,785</u>

(CONTINUED)

**WASHOE COUNTY, NEVADA
GENERAL FUND
SCHEDULE OF REVENUES, EXPENDITURES AND CHANGES IN FUND BALANCES - BUDGET AND ACTUAL
FOR THE YEAR ENDED JUNE 30, 2019
(WITH COMPARATIVE ACTUAL AMOUNTS FOR THE YEAR ENDED JUNE 30, 2018)**

	2019			2018
	Budget	Actual	Variance	Actual
CSD - Regional Parks and Open Space:				
Salaries and wages	\$ 2,726,867	\$ 2,603,417	\$ 123,450	\$ 2,545,459
Employee benefits	1,450,752	1,378,221	72,531	1,392,519
Services and supplies	2,432,716	2,200,210	232,506	2,253,581
Capital outlay	120,324	123,980	(3,656)	222,713
	<u>6,730,659</u>	<u>6,305,828</u>	<u>424,831</u>	<u>6,414,272</u>
Other Culture and Recreation:				
Salaries and wages-budgeted savings	(150,000)	-	(150,000)	-
Subtotal Other	(150,000)	-	(150,000)	-
Total Culture and Recreation Function	<u>16,374,414</u>	<u>15,823,089</u>	<u>551,325</u>	<u>15,901,057</u>
Community Support Function:				
Services and supplies	361,847	176,513	185,334	251,976
Total Community Support Function	<u>361,847</u>	<u>176,513</u>	<u>185,334</u>	<u>251,976</u>
Intergovernmental Expenditures:				
Indigent Insurance Program	2,213,960	2,225,155	(11,195)	2,113,993
China Springs Youth Facility	1,257,291	1,257,243	48	1,249,349
Ethics Commission Assessment	25,000	22,013	2,987	25,342
Truckee Meadows Regional Planning	255,625	264,310	(8,685)	241,475
Total Intergovernmental Expenditures	<u>3,751,876</u>	<u>3,768,721</u>	<u>(16,845)</u>	<u>3,630,159</u>
Total Expenditures	<u>305,798,012</u>	<u>293,327,309</u>	<u>12,470,703</u>	<u>285,364,245</u>
Excess (Deficiency) of Revenues Over (Under) Expenditures	<u>39,585,930</u>	<u>61,535,290</u>	<u>21,949,360</u>	<u>53,855,955</u>
Other Financing Sources (Uses)				
Contingency	(175,000)	-	175,000	-
Proceeds from asset disposition	5,000	11,295	6,295	24,069
Transfers:				
Special Revenue Funds-Transfers In	332,400	84,404	(247,996)	91,515
Special Revenue Funds -(Transfers Out)	(30,967,673)	(30,967,673)	-	(34,735,618)
Debt Service Funds	(5,457,715)	(5,456,078)	1,637	(5,050,676)
Capital Projects Funds	(5,858,093)	(9,251,093)	(3,393,000)	(7,700,000)
Total Other Financing Sources (Uses)	<u>(42,121,081)</u>	<u>(45,579,145)</u>	<u>(3,458,064)</u>	<u>(47,370,710)</u>
Net Change in Fund Balances	<u>(2,535,151)</u>	<u>15,956,145</u>	<u>18,491,296</u>	<u>6,485,245</u>
Fund Balances, July 1, as restated (Note 19)	<u>49,235,121</u>	<u>57,943,657</u>	<u>8,708,536</u>	<u>50,570,825</u>
Fund Balances, June 30	<u>\$ 46,699,970</u>	<u>\$ 73,899,802</u>	<u>\$ 27,199,832</u>	<u>\$ 57,056,070</u>



This Page Intentionally Left Blank



SPECIAL REVENUE FUNDS

SPECIAL REVENUE FUNDS

Special revenue funds are used to account for specific revenues that are legally restricted to expenditures for particular purposes.

	<u>Page</u>
<u>Major Special Revenue Fund:</u>	
Child Protective Services Fund: To account for ad valorem taxes, grants and other revenue sources specifically appropriated to protect against the neglect, abandonment and abuse of children	103
Other Restricted Fund: To account for various specific resources restricted for specified purposes consistent with legal and operating requirements. Resources include: ad valorem tax apportionments for Cooperative Extension support, car rental tax for the Reno baseball stadium, court administrative assessments for court projects, and grants and restricted resources for various General Fund departments	104
Indigent Tax Levy Fund: To account for ad valorem tax revenues and investment earnings specifically appropriated to provide medical assistance to the indigent	108
<u>Nonmajor Special Revenue Funds:</u>	
Health Fund: To account for grants, user fees and other revenue sources specifically dedicated to on-going health programs and services	115
Senior Services Fund: To account for grants, charges for services and ad valorem taxes specifically appropriated to provide services for senior citizens.	116
Enhanced 911 Fund: To account for Enhanced 911 fees specifically appropriated for the enhancement of the communication system for reporting emergencies	117
Library Expansion Fund: To account for ad valorem taxes and investment earnings specifically appropriated to fund expansion of the library system	118
Animal Services Fund: To account for ad valorem taxes and related investment earnings specifically appropriated to operate a regional animal services shelter and to provide regional field enforcement operations.....	119
Regional Public Safety Training Center Fund: To account for the operations and management of a public safety training center for the benefit of local public safety agencies	120
Truckee River Flood Management Infrastructure Fund: To account for resources derived from the 0.125% infrastructure sales tax and related investment earnings specifically appropriated to fund the Truckee River Flood Management Project and related debt service	121
Regional Communication System Fund: To account for the development, operations and management of the regional communications system for the benefit of participating public safety and non-public safety agencies	122
Regional Permits System Fund: To account for the development, operations and management of the regional permit system for the benefit of participating cities and counties agencies	123
Central Truckee Meadows Remediation District Fund: To account for resources derived from remediation fees and related investment earnings specifically appropriated for the remediation of the quality of water in the Central Truckee Meadows Remediation District.....	124
Roads Fund: To account for specific revenue sources that are restricted to the construction, purchase of equipment for that construction, maintenance and repair of county roads.....	125
Marijuana Establishment Fund: To account for specific revenue sources that are committed to regulatory zoning, business licensing and public safety associated with the legalization of marijuana.	126

**WASHOE COUNTY, NEVADA
CHILD PROTECTIVE SERVICES FUND
SCHEDULE OF REVENUES, EXPENDITURES AND CHANGES IN FUND BALANCES - BUDGET AND ACTUAL
FOR THE YEAR ENDED JUNE 30, 2019
(WITH COMPARATIVE ACTUAL AMOUNTS FOR THE YEAR ENDED JUNE 30, 2018)**

	2019			2018
	Budget	Actual	Variance	Actual
Revenues				
Taxes:				
Ad valorem	\$ 5,903,895	\$ 5,942,864	\$ 38,969	\$ 5,643,098
Licenses and Permits:				
Day care licenses	22,500	21,615	(885)	22,180
Intergovernmental Revenues:				
Federal grants	25,157,917	23,263,639	(1,894,278)	22,935,304
State grants	17,438,288	17,678,813	240,525	17,190,880
Charges for Services:				
Service fees	3,867,000	4,528,817	661,817	4,975,701
Miscellaneous:				
Contributions and donations	61,127	61,127	-	50,085
Other	8,327,072	263,750	(8,063,322)	7,997,112
Total Revenues	60,777,799	51,760,625	(9,017,174)	58,814,360
Expenditures				
Welfare Function:				
Salaries and wages	20,675,721	18,013,860	2,661,861	16,544,884
Employee benefits	11,905,791	10,217,825	1,687,966	9,693,751
Services and supplies	28,436,243	31,619,082	(3,182,839)	30,831,827
Capital outlay	376,249	-	376,249	153,649
Total Expenditures	61,394,004	59,850,767	1,543,237	57,224,111
Excess (Deficiency) of Revenues Over (Under) Expenditures	(616,205)	(8,090,142)	(7,473,937)	1,590,249
Other Financing Sources (Uses)				
Transfers:				
General Fund	447,237	447,237	-	847,237
Debt Service Fund	-	-	-	(400,000)
Indigent Tax Levy Fund	-	6,595,229	6,595,229	-
Capital Improvements Fund	(50,000)	(50,000)	-	(64,398)
Total Other Financing Sources (Uses)	397,237	6,992,466	6,595,229	382,839
Net Change in Fund Balances	(218,968)	(1,097,676)	(878,708)	1,973,088
Fund Balances, July 1	11,751,666	12,686,990	935,324	10,713,902
Fund Balances, June 30	\$ 11,532,698	\$ 11,589,314	\$ 56,616	\$ 12,686,990

**WASHOE COUNTY, NEVADA
OTHER RESTRICTED FUND
SCHEDULE OF REVENUES, EXPENDITURES AND CHANGES IN FUND BALANCES - BUDGET AND ACTUAL
FOR THE YEAR ENDED JUNE 30, 2019
(WITH COMPARATIVE ACTUAL AMOUNTS FOR THE YEAR ENDED JUNE 30, 2018)**

	2019			2018
	Budget	Actual	Variance	Actual
Revenues				
Taxes:				
Ad valorem	\$ 1,475,974	\$ 1,485,729	\$ 9,755	\$ 1,410,762
Car rental	1,350,000	1,614,091	264,091	1,701,108
Intergovernmental revenues:				
Federal grants	10,308,502	6,327,248	(3,981,254)	6,035,568
Federal narcotics forfeitures	110,800	298,072	187,272	266,111
State grants	4,316,140	2,512,490	(1,803,650)	2,951,835
Local contributions	659,674	679,908	20,234	682,817
Charges for Services:				
General Government:				
Recorder fees	359,027	435,050	76,023	432,082
Map fees	94,000	102,635	8,635	101,715
Assessor commissions	525,000	679,258	154,258	619,767
Other	6,000	5,140	(860)	8,687
Judicial	1,391,500	1,036,510	(354,990)	1,065,624
Public Safety	1,037,815	1,215,771	177,956	989,799
Public Works	110,695	143,836	33,141	157,365
Welfare	90,000	79,927	(10,073)	74,876
Culture and Recreation	277,408	262,048	(15,360)	192,224
Fines and Forfeitures:				
Court fines	2,949,177	3,045,868	96,691	3,239,360
Forfeitures/bail	80,100	20,387	(59,713)	30,437
Miscellaneous:				
Investment earnings	49,550	93,183	43,633	82,761
Net increase (decrease) in the fair value of investments	-	115,784	115,784	(72,668)
Contributions and donations	641,635	598,735	(42,900)	626,708
Other	450,309	217,660	(232,649)	138,682
Total Revenues	<u>26,283,306</u>	<u>20,969,330</u>	<u>(5,313,976)</u>	<u>20,735,620</u>
Expenditures				
General Government Function:				
County Manager:				
Services and supplies	186,737	25,945	160,792	132,696
Assessor:				
Services and supplies	1,951,239	413,858	1,537,381	367,242
Capital outlay	150,000	206,400	(56,400)	609,418
	<u>2,101,239</u>	<u>620,258</u>	<u>1,480,981</u>	<u>976,660</u>
Human Resources:				
Services and supplies	4,613	4,613	-	-
Clerk:				
Services and supplies	52,270	10,640	41,630	30
Recorder:				
Salaries and wages	52,433	52,697	(264)	34,165
Employee benefits	30,689	31,845	(1,156)	14,628
Services and supplies	3,277,697	307,546	2,970,151	181,871
	<u>3,360,819</u>	<u>392,088</u>	<u>2,968,731</u>	<u>230,664</u>

(CONTINUED)

**WASHOE COUNTY, NEVADA
OTHER RESTRICTED FUND
SCHEDULE OF REVENUES, EXPENDITURES AND CHANGES IN FUND BALANCES - BUDGET AND ACTUAL
FOR THE YEAR ENDED JUNE 30, 2019
(WITH COMPARATIVE ACTUAL AMOUNTS FOR THE YEAR ENDED JUNE 30, 2018)**

	2019			2018
	Budget	Actual	Variance	Actual
Technology Services:				
Services and supplies	\$ 218,414	\$ 26,521	\$ 191,893	\$ 110,000
Community Development:				
Services and supplies	1,458	471	987	359
Total General Government Function	5,925,550	1,080,536	4,845,014	1,450,409
Judicial Function:				
District Courts:				
Salaries and wages	809,300	784,649	24,651	670,718
Employee benefits	458,380	448,494	9,886	425,923
Services and supplies	3,486,741	1,166,975	2,319,766	1,353,230
Capital outlay	4,981,646	-	4,981,646	-
	9,736,067	2,400,118	7,335,949	2,449,871
District Attorney:				
Salaries and wages	2,222,780	1,971,269	251,511	1,704,737
Employee benefits	1,247,661	1,153,587	94,074	1,038,765
Services and supplies	1,108,115	368,823	739,292	290,476
	4,578,556	3,493,679	1,084,877	3,033,978
Justice Courts:				
Reno Justice Court:				
Salaries and wages	35,309	27,425	7,884	35,799
Employee Benefits	-	1,846	(1,846)	1,295
Services and supplies	2,850,457	526,850	2,323,607	786,869
	2,885,766	556,121	2,329,645	823,963
Sparks Justice Court:				
Salaries and wages	23,763	6,898	16,865	-
Employee Benefits	-	170	(170)	-
Services and supplies	768,639	105,111	663,528	69,134
	792,402	112,179	680,223	69,134
Incline Justice Court:				
Services and supplies	100,652	4,358	96,294	13,583
	100,652	4,358	96,294	13,583
Wadsworth Justice Court:				
Services and supplies	228,903	45,979	182,924	74,308
Incline Constable:				
Services and supplies	251	-	251	-
Neighborhood Justice Center:				
Services and supplies	125,000	91,000	34,000	91,450
Total Judicial Function	18,447,597	6,703,434	11,744,163	6,556,287

(CONTINUED)

**WASHOE COUNTY, NEVADA
OTHER RESTRICTED FUND
SCHEDULE OF REVENUES, EXPENDITURES AND CHANGES IN FUND BALANCES - BUDGET AND ACTUAL
FOR THE YEAR ENDED JUNE 30, 2019
(WITH COMPARATIVE ACTUAL AMOUNTS FOR THE YEAR ENDED JUNE 30, 2018)**

	2019			2018
	Budget	Actual	Variance	Actual
Public Safety Function:				
Sheriff:				
Salaries and wages	\$ 1,671,275	\$ 745,170	\$ 926,105	\$ 470,681
Employee benefits	327,457	254,900	72,557	113,167
Services and supplies	6,061,836	2,338,573	3,723,263	1,866,365
Capital outlay	733,715	-	733,715	241,995
	<u>8,794,283</u>	<u>3,338,643</u>	<u>5,455,640</u>	<u>2,692,208</u>
Medical Examiner:				
Salaries and wages	109,410	55,904	53,506	38,293
Employee benefits	34,677	28,290	6,387	14,467
Services and supplies	81,808	49,009	32,799	64,774
Capital outlay	167,694	146,150	21,544	-
	<u>393,589</u>	<u>279,353</u>	<u>114,236</u>	<u>117,534</u>
Fire Suppression:				
Salaries and wages	23,856	5,450	18,406	7,759
Employee benefits	-	89	(89)	71
Services and supplies	8,000	14,588	(6,588)	1,527
	<u>31,856</u>	<u>20,127</u>	<u>11,729</u>	<u>9,357</u>
Juvenile Services:				
Salaries and wages	498,440	340,687	157,753	241,232
Employee benefits	139,311	114,111	25,200	77,264
Services and supplies	2,956,904	701,137	2,255,767	694,308
Capital outlay	-	24,650	(24,650)	61,710
	<u>3,594,655</u>	<u>1,180,585</u>	<u>2,414,070</u>	<u>1,074,514</u>
Alternative Sentencing:				
Salaries and wages	28,416	24,749	3,667	106,109
Employee benefits	-	381	(381)	5,474
Services and supplies	-	7	(7)	(123)
	<u>28,416</u>	<u>25,137</u>	<u>3,279</u>	<u>111,460</u>
Emergency Management:				
Salaries and wages	107,535	52,573	54,962	50,002
Employee benefits	59,696	29,153	30,543	24,281
Services and supplies	844,354	509,041	335,313	252,585
	<u>1,011,585</u>	<u>590,767</u>	<u>420,818</u>	<u>326,868</u>
Total Public Safety Function	<u>13,854,384</u>	<u>5,434,612</u>	<u>8,419,772</u>	<u>4,331,941</u>
Public Works Function:				
CSD - Public Works:				
Salaries and wages	65,270	41,103	24,167	50,268
Employee benefits	39,294	26,577	12,717	35,716
Services and supplies	980,935	818,294	162,641	636,618
Capital outlay	-	-	-	5,000
Total Public Works Function	<u>1,085,499</u>	<u>885,974</u>	<u>199,525</u>	<u>727,602</u>

(CONTINUED)

**WASHOE COUNTY, NEVADA
OTHER RESTRICTED FUND
SCHEDULE OF REVENUES, EXPENDITURES AND CHANGES IN FUND BALANCES - BUDGET AND ACTUAL
FOR THE YEAR ENDED JUNE 30, 2019
(WITH COMPARATIVE ACTUAL AMOUNTS FOR THE YEAR ENDED JUNE 30, 2018)**

	2019			2018
	Budget	Actual	Variance	Actual
Welfare Function:				
Human Services				
Salaries and wages	\$ 572,189	\$ 579,426	\$ (7,237)	\$ 406,117
Employee benefits	326,236	324,940	1,296	187,828
Services and supplies	666,914	288,415	378,499	535,584
Total Welfare Function	1,565,339	1,192,781	372,558	1,129,529
Culture and Recreation Function:				
Library:				
Services and supplies	33,690	119,058	(85,368)	25,153
Capital outlay	96,000	-	96,000	-
	129,690	119,058	10,632	25,153
CSD - Regional Parks and Open Space:				
Salaries and wages	31,954	25,577	6,377	1,440
Employee benefits	19,186	12,385	6,801	-
Services and supplies	1,041,064	35,958	1,005,106	214,597
Capital outlay	-	-	-	52,395
	1,092,204	73,920	1,018,284	268,432
May Center:				
Salaries and wages	270,037	265,684	4,353	241,520
Employee benefits	112,397	113,720	(1,323)	111,887
Services and supplies	424,951	272,001	152,950	246,162
	807,385	651,405	155,980	599,569
Total Culture and Recreation Function	2,029,279	844,383	1,184,896	893,154
Intergovernmental:				
Cooperative Extension apportionment	1,475,974	1,484,843	(8,869)	1,411,246
Total Expenditures	44,383,622	17,626,563	26,757,059	16,500,168
Excess (Deficiency) of Revenues Over (Under) Expenditures	(18,100,316)	3,342,767	21,443,083	4,235,452
Other Financing Sources (Uses)				
Proceeds from asset disposition	-	-	-	5,995
Transfers:				
General Fund	(332,400)	(84,404)	247,996	(91,515)
Debt Service Fund	(1,350,000)	(1,506,671)	(156,671)	(1,293,283)
Capital Improvement Fund	(905,390)	(905,390)	-	(1,754,610)
Total Other Financing Sources (Uses)	(2,587,790)	(2,496,465)	91,325	(3,133,413)
Net Change in Fund Balances	(20,688,106)	846,302	21,534,408	1,102,039
Fund Balances, July 1	20,711,322	22,321,563	1,610,241	21,219,524
Fund Balances, June 30	\$ 23,216	\$ 23,167,865	\$ 23,144,649	\$ 22,321,563

WASHOE COUNTY, NEVADA
INDIGENT TAX LEVY FUND
SCHEDULE OF REVENUES, EXPENDITURES AND CHANGES IN FUND BALANCES - BUDGET AND ACTUAL
FOR THE YEAR ENDED JUNE 30, 2019
(WITH COMPARATIVE ACTUAL AMOUNTS FOR THE YEAR ENDED JUNE 30, 2018)

	2019			2018
	Budget	Actual	Variance	Actual
Revenues				
Taxes:				
Ad valorem	\$ 8,855,842	\$ 8,914,463	\$ 58,621	\$ 8,467,606
Intergovernmental Revenues:				
Federal Grants	240,000	123,269	(116,731)	
Charges for Services:				
Other	128,000	690,572	562,572	53,294
Miscellaneous:				
Contributions and donations	525,250	525,250	-	
Investment earnings	60,000	166,130	106,130	169,364
Net increase (decrease) in the fair value of investments	-	201,340	201,340	(162,798)
Other	4,217,000	3,854,150	(362,850)	3,878,233
Total Revenues	14,026,092	14,475,174	449,082	12,405,699
Expenditures				
Welfare Function:				
Salaries and wages	3,419,060	3,393,458	25,602	3,283,422
Employee benefits	2,015,070	1,886,897	128,173	1,870,668
Services and supplies	26,682,362	18,452,305	8,230,057	24,952,461
Capital outlay	100,538	88,609	11,929	-
Total Expenditures	32,217,030	23,821,269	8,395,761	30,106,551
Excess (Deficiency) of Revenues Over (Under) Expenditures	(18,190,938)	(9,346,095)	8,844,843	(17,700,852)
Other Financing Sources (Uses)				
Transfers In:				
General Fund	18,513,178	18,513,178	-	17,711,175
Transfers Out				
Child Protective Services	-	(6,595,229)	(6,595,229)	-
Public Works Construction	(661,665)	(811,665)	(150,000)	-
Total Other Financing Sources (Uses)	17,851,513	11,106,284	(6,745,229)	17,711,175
Net Change in Fund Balances	(339,425)	1,760,189	2,099,614	10,323
Fund Balances, July 1	3,472,845	5,609,715	2,136,870	5,599,392
Fund Balances, June 30	\$ 3,133,420	\$ 7,369,904	\$ 4,236,484	\$ 5,609,715



This Page Intentionally Left Blank

**WASHOE COUNTY, NEVADA
NONMAJOR SPECIAL REVENUE FUNDS
COMBINING BALANCE SHEET
JUNE 30, 2019**

	<u>Health Fund</u>	<u>Senior Services Fund</u>	<u>Enhanced 911 Fund</u>	<u>Library Expansion Fund</u>	<u>Animal Services Fund</u>
Assets					
Cash and investments	\$ 7,228,554	\$ 440,357	\$ 3,523,323	\$ 2,429,952	\$ 6,449,871
Accounts receivable	148,656	5,382	467,621	-	218,354
Property taxes receivable	-	10,025	-	20,053	30,480
Other taxes receivable	-	-	-	-	-
Interest receivable	-	-	12,906	10,002	26,154
Due from other governments	1,217,932	1,046,084	401	-	2,638
Total Assets	\$ 8,595,142	\$ 1,501,848	\$ 4,004,251	\$ 2,460,007	\$ 6,727,497
Liabilities					
Accounts payable	\$ 411,511	\$ 187,884	\$ 99,987	\$ 6,339	\$ 22,509
Accrued salaries and benefits	299,217	43,252	739	22,463	65,362
Contracts/retention payable	-	-	-	-	-
Due to other governments	42,878	1,779	736,133	-	1,690
Deposits	-	-	-	-	-
Other liabilities	-	1,467	-	-	8,689
Unearned revenue	-	-	-	-	-
Total Liabilities	753,606	234,382	836,859	28,802	98,250
Deferred Inflows of Resources					
Unavailable revenue - grants and other revenue	-	154,917	-	-	-
Unavailable revenue - property taxes	-	7,744	-	15,489	23,559
Total Deferred Inflows of Resources	-	162,661	-	15,489	23,559
Fund Balances					
Restricted	7,841,536	69,706	3,167,392	1,813,222	177,783
Committed	-	1,035,099	-	602,494	6,427,905
Assigned	-	-	-	-	-
Total Fund Balances	7,841,536	1,104,805	3,167,392	2,415,716	6,605,688
Total Liabilities, Deferred Inflows of Resources, and Fund Balances	\$ 8,595,142	\$ 1,501,848	\$ 4,004,251	\$ 2,460,007	\$ 6,727,497

(CONTINUED)

**WASHOE COUNTY, NEVADA
NONMAJOR SPECIAL REVENUE FUNDS
COMBINING BALANCE SHEET
JUNE 30, 2019**

	Regional Public Safety Training Center Fund	Truckee River Flood Management Infrastructure Fund	Regional Communications System Fund	Regional Permits System Fund
Assets				
Cash and investments	\$ 978,911	\$ 138,255	\$ 1,789,047	\$ 473,944
Accounts receivable	4,375	-	-	-
Property taxes receivable	-	-	-	-
Other taxes receivable	-	-	-	-
Interest receivable	4,314	433	6,604	1,698
Due from other governments	6,450	1,832,707	20,292	-
Total Assets	\$ 994,050	\$ 1,971,395	\$ 1,815,943	\$ 475,642
Liabilities				
Accounts payable	\$ 99,095	\$ 9,906	\$ 61,425	\$ -
Accrued salaries and benefits	9,613	19,867	12,465	-
Contracts/retention payable	-	-	-	-
Due to other governments	1,473	-	-	3,525
Deposits	-	-	-	-
Other liabilities	-	-	-	-
Unearned revenue	-	-	-	-
Total Liabilities	110,181	29,773	73,890	3,525
Deferred Inflows of Resources				
Unavailable revenue - grants and other revenue	-	-	-	-
Unavailable revenue - property taxes	-	-	-	-
Total Deferred Inflows of Resources	-	-	-	-
Fund Balances				
Restricted	883,869	1,941,622	1,742,053	472,117
Committed	-	-	-	-
Assigned	-	-	-	-
Total Fund Balances	883,869	1,941,622	1,742,053	472,117
Total Liabilities, Deferred Inflows of Resources, and Fund Balances	\$ 994,050	\$ 1,971,395	\$ 1,815,943	\$ 475,642

(CONTINUED)

Central Truckee Meadows Remediation District Fund	Roads Fund	Marijuana Establishment Fund	Total
\$ 5,737,002	\$ 9,660,666	\$ 217,332	\$ 39,067,214
5,742	14,759	-	864,889
-	-	-	60,558
-	1,801,114	-	1,801,114
22,673	34,559	1,995	121,338
-	-	-	4,126,504
<u>\$ 5,765,417</u>	<u>\$ 11,511,098</u>	<u>\$ 219,327</u>	<u>\$ 46,041,617</u>
\$ 6,976	\$ 624,685	\$ -	\$ 1,530,317
13,418	95,091	-	581,487
-	21,892	-	21,892
68,461	18,037	-	873,976
-	140,614	-	140,614
-	-	-	10,156
-	1,387	-	1,387
<u>88,855</u>	<u>901,706</u>	<u>-</u>	<u>3,159,829</u>
3,368	-	-	158,285
-	-	-	46,792
<u>3,368</u>	<u>-</u>	<u>-</u>	<u>205,077</u>
3,986,622	-	-	22,095,922
1,686,572	-	219,327	9,971,397
-	10,609,392	-	10,609,392
<u>5,673,194</u>	<u>10,609,392</u>	<u>219,327</u>	<u>42,676,711</u>
<u>\$ 5,765,417</u>	<u>\$ 11,511,098</u>	<u>\$ 219,327</u>	<u>\$ 46,041,617</u>

WASHOE COUNTY, NEVADA
NONMAJOR SPECIAL REVENUE FUNDS
COMBINING STATEMENT OF REVENUES, EXPENDITURES AND CHANGES IN FUND BALANCES
FOR THE YEAR ENDED JUNE 30, 2019

	<u>Health Fund</u>	<u>Senior Services Fund</u>	<u>Enhanced 911 Fund</u>	<u>Library Expansion Fund</u>
Revenues				
Taxes:				
Ad valorem	\$ -	\$ 1,485,728	\$ -	\$ 2,971,470
Licenses and permits	3,603,814	-	-	-
Intergovernmental revenues	7,154,994	2,154,195	-	-
Charges for services	3,417,691	632,858	5,406,329	-
Fines and forfeits	-	-	-	-
Miscellaneous	370,008	125,970	117,208	93,959
Total Revenues	14,546,507	4,398,751	5,523,537	3,065,429
Expenditures				
Current:				
General government	-	-	-	-
Public safety	-	-	3,155,016	-
Public works	-	-	-	-
Health and sanitation	22,507,023	-	-	-
Welfare	-	5,464,650	-	-
Culture and recreation	-	-	-	2,499,080
Total Expenditures	22,507,023	5,464,650	3,155,016	2,499,080
Excess (Deficiency) of Revenues Over (Under) Expenditures	<u>(7,960,516)</u>	<u>(1,065,899)</u>	<u>2,368,521</u>	<u>566,349</u>
Other Financing Sources (Uses)				
Proceeds from asset disposition	8	-	-	-
Proceeds from surplus equipment sales	-	-	-	-
Transfers in	9,516,856	1,411,782	-	-
Transfers out	(51,214)	-	-	(218,400)
Total Other Financing Sources (Uses)	9,465,650	1,411,782	-	(218,400)
Net Change in Fund Balances	1,505,134	345,883	2,368,521	347,949
Fund Balances, July 1	6,336,402	758,922	798,871	2,067,767
Fund Balances, June 30	\$ 7,841,536	\$ 1,104,805	\$ 3,167,392	\$ 2,415,716

(CONTINUED)

Animal Services Fund	Regional Public Safety Training Center Fund	Truckee River Flood Management Infrastructure Fund	Regional Communications System Fund	Regional Permits System Fund	Central Truckee Meadows Remediation District Fund
\$ 4,534,500	\$ -	\$ -	\$ -	\$ -	-
340,493	-	-	-	-	-
-	-	10,450,540	1,718,408	257,948	-
202,055	1,008,641	-	-	188,695	1,251,053
100	-	-	-	-	-
411,362	106,035	1,252,385	62,835	16,348	222,846
5,488,510	1,114,676	11,702,925	1,781,243	462,991	1,473,899
-	-	-	-	418,951	-
5,406,171	1,038,971	9,736,809	1,319,040	-	-
-	-	-	-	-	-
-	-	-	-	-	1,583,771
-	-	-	-	-	-
-	-	-	-	-	-
5,406,171	1,038,971	9,736,809	1,319,040	418,951	1,583,771
82,339	75,705	1,966,116	462,203	44,040	(109,872)
-	-	-	-	-	-
879	-	-	-	-	-
-	-	-	-	51,214	-
-	-	(1,951,173)	-	-	-
879	-	(1,951,173)	-	51,214	-
83,218	75,705	14,943	462,203	95,254	(109,872)
6,522,470	808,164	1,926,679	1,279,850	376,863	5,783,066
\$ 6,605,688	\$ 883,869	\$ 1,941,622	\$ 1,742,053	\$ 472,117	\$ 5,673,194

(CONTINUED)

WASHOE COUNTY, NEVADA
NONMAJOR SPECIAL REVENUE FUNDS
COMBINING STATEMENT OF REVENUES, EXPENDITURES AND CHANGES IN FUND BALANCES
FOR THE YEAR ENDED JUNE 30, 2019

	<u>Roads Fund</u>	<u>Marijuana Establishment Fund</u>	<u>TOTAL</u>
Revenues			
Taxes:			
Ad valorem	\$ 821,164	\$ -	\$ 9,812,862
Licenses and permits	-	703,942	4,648,249
Intergovernmental revenues	9,526,231	-	31,262,316
Charges for services	583,192	-	12,690,514
Fines and forfeits	-	-	100
Miscellaneous	561,914	14,571	3,355,441
Total Revenues	11,492,501	718,513	61,769,482
Expenditures			
Current:			
General government	-	-	418,951
Public safety	-	-	20,656,007
Public works	14,725,681	-	14,725,681
Health and sanitation	-	-	24,090,794
Welfare	-	-	5,464,650
Culture and recreation	-	-	2,499,080
Total Expenditures	14,725,681	-	67,855,163
Excess (Deficiency) of Revenues Over (Under) Expenditures	<u>(3,233,180)</u>	<u>718,513</u>	<u>(6,085,681)</u>
Other Financing Sources (Uses)			
Proceeds from asset disposition	-	-	8
Proceeds from insurance recoveries	-	-	879
Transfers in	3,028,620	-	14,008,472
Transfers out	-	(500,000)	(2,720,787)
Total Other Financing Sources (Uses)	3,028,620	(500,000)	11,288,572
Net Change in Fund Balances	(204,560)	218,513	5,202,891
Fund Balances, July 1	10,813,952	814	37,473,820
Fund Balances, June 30	\$ 10,609,392	\$ 219,327	\$ 42,676,711

WASHOE COUNTY, NEVADA
HEALTH FUND
SCHEDULE OF REVENUES, EXPENDITURES AND CHANGES IN FUND BALANCES - BUDGET AND ACTUAL
FOR THE YEAR ENDED JUNE 30, 2019
(WITH COMPARATIVE ACTUAL AMOUNTS FOR THE YEAR ENDED JUNE 30, 2018)

	2019			2018
	Budget	Actual	Variance	Actual
Revenues				
Licenses and permits	\$ 3,090,218	\$ 3,603,814	\$ 513,596	\$ 3,252,242
Intergovernmental Revenues:				
Federal grants	6,093,193	5,725,730	(367,463)	5,703,839
State grants	296,799	256,650	(40,149)	241,835
Other	1,037,828	1,172,614	134,786	1,250,714
Charges for Services:				
Health	2,906,932	3,417,691	510,759	3,482,269
Miscellaneous:				
Contributions and donations	6,510	6,173	(337)	16,641
Other	476,858	363,835	(113,023)	62,071
Total Revenues	13,908,338	14,546,507	638,169	14,009,611
Expenditures				
Health and Sanitation Function:				
Salaries and wages	12,061,912	11,199,593	862,319	10,774,122
Employee benefits	6,530,691	6,088,847	441,844	6,031,655
Services and supplies	6,312,759	5,130,416	1,182,343	5,004,614
Capital outlay	180,000	88,167	91,833	95,406
Total Expenditures	25,085,362	22,507,023	2,578,339	21,905,797
Excess (Deficiency) of Revenues Over (Under) Expenditures	(11,177,024)	(7,960,516)	3,216,508	(7,896,186)
Other Financing Sources (Uses)				
Proceeds from asset disposition	-	8	8	-
Transfers in	9,516,856	9,516,856	-	10,051,691
Transfers out	(73,123)	(51,214)	21,909	-
Total Other Financing Sources (Uses)	9,443,733	9,465,650	21,917	10,051,691
Net Change in Fund Balances	(1,733,291)	1,505,134	3,238,425	2,155,505
Fund Balances, July 1	5,876,825	6,336,402	459,577	4,180,897
Fund Balances, June 30	\$ 4,143,534	\$ 7,841,536	\$ 3,698,002	\$ 6,336,402

WASHOE COUNTY, NEVADA
SENIOR SERVICES FUND
SCHEDULE OF REVENUES, EXPENDITURES AND CHANGES IN FUND BALANCES - BUDGET AND ACTUAL
FOR THE YEAR ENDED JUNE 30, 2019
(WITH COMPARATIVE ACTUAL AMOUNTS FOR THE YEAR ENDED JUNE 30, 2018)

	2019			2018
	Budget	Actual	Variance	Actual
Revenues				
Taxes:				
Ad valorem	\$ 1,475,974	\$ 1,485,728	\$ 9,754	\$ 1,410,761
Intergovernmental Revenues:				
Federal grants	1,972,889	1,688,253	(284,636)	1,277,908
State and local grants	468,645	465,942	(2,703)	198,483
Charges for Services:				
Senior law project fees	75,000	45,360	(29,640)	46,256
Program income	200,320	148,811	(51,509)	149,757
Other	285,050	438,687	153,637	343,996
Miscellaneous:				
Contributions and donations	42,431	24,416	(18,015)	6,774
Reimbursements	25,450	43,310	17,860	23,749
Other	58,350	58,244	(106)	40,609
Total Revenues	4,604,109	4,398,751	(205,358)	3,498,293
Expenditures				
Welfare Function:				
Salaries and wages	1,572,160	1,630,812	(58,652)	1,630,156
Employee benefits	924,323	932,010	(7,687)	939,697
Services and supplies	3,552,375	2,773,335	779,040	2,537,573
Capital outlay	156,223	128,493	27,730	-
Total Expenditures	6,205,081	5,464,650	740,431	5,107,426
Excess (Deficiency) of Revenues Over (Under) Expenditures	(1,600,972)	(1,065,899)	535,073	(1,609,133)
Other Financing Sources (Uses)				
Transfers:				
General Fund	1,411,782	1,411,782	-	1,420,782
Surplus equipment sales	-	-	-	5,985
Net Change in Fund Balances	(189,190)	345,883	535,073	(182,366)
Fund Balances, July 1	749,296	758,922	9,626	941,288
Fund Balances, June 30	\$ 560,106	\$ 1,104,805	\$ 544,699	\$ 758,922

WASHOE COUNTY, NEVADA
ENHANCED 911 FUND
SCHEDULE OF REVENUES, EXPENDITURES AND CHANGES IN FUND BALANCES - BUDGET AND ACTUAL
FOR THE YEAR ENDED JUNE 30, 2019
(WITH COMPARATIVE ACTUAL AMOUNTS FOR THE YEAR ENDED JUNE 30, 2018)

	<u>2019</u>			<u>2018</u>
	<u>Budget</u>	<u>Actual</u>	<u>Variance</u>	<u>Actual</u>
Revenues				
Charges for Services:				
Enhanced 911 fees	\$ 5,373,800	\$ 5,406,329	\$ 32,529	\$ 2,010,856
Miscellaneous:				
Investment earnings	7,600	39,466	31,866	8,209
Net increase (decrease) in the fair value of investments	-	77,742	77,742	(8,109)
Total Revenues	<u>5,381,400</u>	<u>5,523,537</u>	<u>142,137</u>	<u>2,010,956</u>
Expenditures				
Public Safety Function:				
Salaries and wages	33,771	22,384	11,387	31,175
Employee benefits	22,256	14,196	8,060	20,857
Services and supplies	4,368,952	3,118,436	1,250,516	1,695,028
Capital outlay	965,726	-	965,726	-
Total Expenditures	<u>5,390,705</u>	<u>3,155,016</u>	<u>2,235,689</u>	<u>1,747,060</u>
Excess (Deficiency) of Revenues Over (Under) Expenditures	(9,305)	2,368,521	2,377,826	263,896
Fund Balances, July 1	<u>551,882</u>	<u>798,871</u>	<u>246,989</u>	<u>534,975</u>
Fund Balances, June 30	<u>\$ 542,577</u>	<u>\$ 3,167,392</u>	<u>\$ 2,624,815</u>	<u>\$ 798,871</u>

WASHOE COUNTY, NEVADA
LIBRARY EXPANSION FUND
SCHEDULE OF REVENUES, EXPENDITURES AND CHANGES IN FUND BALANCES - BUDGET AND ACTUAL
FOR THE YEAR ENDED JUNE 30, 2019
(WITH COMPARATIVE ACTUAL AMOUNTS FOR THE YEAR ENDED JUNE 30, 2018)

	2019			2018
	Budget	Actual	Variance	Actual
Revenues				
Taxes:				
Ad valorem	\$ 2,951,948	\$ 2,971,470	\$ 19,522	\$ 2,821,473
Miscellaneous:				
Investment earnings	15,000	47,136	32,136	37,153
Net increase (decrease) in the fair value of investments	-	46,823	46,823	(32,106)
Total Revenues	2,966,948	3,065,429	98,481	2,826,520
Expenditures				
Culture and Recreation Function:				
Salaries and wages	929,238	831,859	97,379	867,754
Employee benefits	480,036	427,377	52,659	440,036
Services and supplies	1,354,720	1,239,844	114,876	1,124,533
Total Expenditures	2,763,994	2,499,080	264,914	2,432,323
Excess (Deficiency) of Revenues Over (Under) Expenditures	202,954	566,349	363,395	394,197
Other Financing Sources (Uses)				
Transfers:				
Debt Service Fund	(218,920)	(218,400)	520	(216,723)
Net Change in Fund Balances	(15,966)	347,949	363,915	177,474
Fund Balances, July 1	1,908,581	2,067,767	159,186	1,890,293
Fund Balances, June 30	\$ 1,892,615	\$ 2,415,716	\$ 523,101	\$ 2,067,767

**WASHOE COUNTY, NEVADA
ANIMAL SERVICES FUND
SCHEDULE OF REVENUES, EXPENDITURES AND CHANGES IN FUND BALANCES - BUDGET AND ACTUAL
FOR THE YEAR ENDED JUNE 30, 2019
(WITH COMPARATIVE ACTUAL AMOUNTS FOR THE YEAR ENDED JUNE 30, 2018)**

	2019			2018
	Budget	Actual	Variance	Actual
Revenues				
Taxes:				
Ad valorem	\$ 4,427,921	\$ 4,534,500	\$ 106,579	\$ 4,290,018
Licenses and Permits:				
Animal licenses	307,000	340,493	33,493	329,272
Charges for Services:				
Animal services	203,000	202,055	(945)	206,510
Fines and Forfeits:				
Administrative enforcement penalties	-	100	100	450
Miscellaneous:				
Investment earnings	100,000	123,718	23,718	111,314
Net increase (decrease) in the fair value of investments	-	125,902	125,902	(96,877)
Contributions and donations	89,247	89,247	-	37,385
Other	55,000	72,495	17,495	35,521
Total Revenues	5,182,168	5,488,510	306,342	4,913,593
Expenditures				
Public Safety Function:				
Salaries and wages	2,504,206	2,483,382	20,824	2,341,312
Employee benefits	1,445,803	1,452,980	(7,177)	1,380,624
Services and supplies	1,842,929	1,376,809	466,120	1,226,365
Capital outlay	350,000	93,000	257,000	106,495
Total Expenditures	6,142,938	5,406,171	736,767	5,054,796
Excess (Deficiency) of Revenues Over (Under) Expenditures	(960,770)	82,339	1,043,109	(141,203)
Other Financing Sources (Uses)				
Surplus equipment sales	-	879	(879)	-
Net Change in Fund Balances	(960,770)	83,218	1,043,988	(141,203)
Fund Balances, July 1	6,034,007	6,522,470	488,463	6,663,673
Fund Balances, June 30	\$ 5,073,237	\$ 6,605,688	\$ 1,532,451	\$ 6,522,470

WASHOE COUNTY, NEVADA
REGIONAL PUBLIC SAFETY TRAINING CENTER FUND
SCHEDULE OF REVENUES, EXPENDITURES AND CHANGES IN FUND BALANCES - BUDGET AND ACTUAL
FOR THE YEAR ENDED JUNE 30, 2019
(WITH COMPARATIVE ACTUAL AMOUNTS FOR THE YEAR ENDED JUNE 30, 2018)

	<u>2019</u>			<u>2018</u>
	<u>Budget</u>	<u>Actual</u>	<u>Variance</u>	<u>Actual</u>
Revenues				
Charges for Services:				
Training fees - partner agencies	\$ 974,738	\$ 1,004,966	\$ 30,228	\$ 984,738
Training fees - workshops	15,000	3,675	(11,325)	2,700
Miscellaneous:				
Investment earnings	5,000	42,579	37,579	3,021
Rental income	10,000	62,023	52,023	38,734
Other	12,000	1,433	(10,567)	2,693
Total Revenues	<u>1,016,738</u>	<u>1,114,676</u>	<u>97,938</u>	<u>1,031,886</u>
Expenditures				
Public Safety Function:				
Salaries and wages	347,361	344,781	2,580	277,569
Employee benefits	201,406	185,458	15,948	161,796
Services and supplies	306,978	320,182	(13,204)	284,473
Capital outlay	254,000	188,550	65,450	135,230
Total Expenditures	<u>1,109,745</u>	<u>1,038,971</u>	<u>70,774</u>	<u>859,068</u>
Excess (Deficiency) of Revenues Over (Under) Expenditures	(93,007)	75,705	168,712	172,818
Fund Balances, July 1	<u>807,363</u>	<u>808,164</u>	<u>801</u>	<u>635,346</u>
Fund Balances, June 30	<u>\$ 714,356</u>	<u>\$ 883,869</u>	<u>\$ 169,513</u>	<u>\$ 808,164</u>

WASHOE COUNTY, NEVADA
TRUCKEE RIVER FLOOD MANAGEMENT INFRASTRUCTURE FUND
SCHEDULE OF REVENUES, EXPENDITURES AND CHANGES IN FUND BALANCES - BUDGET AND ACTUAL
FOR THE YEAR ENDED JUNE 30, 2019
(WITH COMPARATIVE ACTUAL AMOUNTS FOR THE YEAR ENDED JUNE 30, 2018)

	2019			2018
	Budget	Actual	Variance	Actual
Revenues				
Intergovernmental Revenues:				
Infrastructure sales tax - NRS 377B.100	\$ 10,463,000	\$ 10,450,540	\$ (12,460)	\$ 10,193,643
Miscellaneous:				
Investment earnings	1,000	1,843	843	1,297
Net increase (decrease) in the fair value of investments	-	2,895	2,895	(215)
Reimbursements	1,291,358	1,247,647	(43,711)	1,300,460
Total Revenues	<u>11,755,358</u>	<u>11,702,925</u>	<u>(52,433)</u>	<u>11,495,185</u>
Expenditures				
Public Safety Function:				
Salaries and wages	807,036	766,751	40,285	788,522
Employee benefits	423,268	383,126	40,142	419,349
Services and supplies	9,100,529	8,586,932	513,597	8,758,249
Total Expenditures	<u>10,330,833</u>	<u>9,736,809</u>	<u>594,024</u>	<u>9,966,120</u>
Excess (Deficiency) of Revenues Over (Under) Expenditures	1,424,525	1,966,116	541,591	1,529,065
Other Financing Sources (Uses)				
Transfers:				
Debt Service Fund	(1,424,525)	(1,951,173)	(526,648)	(1,404,909)
Net Change in Fund Balances	-	14,943	14,943	124,156
Fund Balances, July 1	<u>1,802,524</u>	<u>1,926,679</u>	<u>124,155</u>	<u>1,802,523</u>
Fund Balances, June 30	<u>\$ 1,802,524</u>	<u>\$ 1,941,622</u>	<u>\$ 139,098</u>	<u>\$ 1,926,679</u>

WASHOE COUNTY, NEVADA
REGIONAL COMMUNICATIONS SYSTEM FUND
SCHEDULE OF REVENUES, EXPENDITURES AND CHANGES IN FUND BALANCES - BUDGET AND ACTUAL
FOR THE YEAR ENDED JUNE 30, 2019
(WITH COMPARATIVE ACTUAL AMOUNTS FOR THE YEAR ENDED JUNE 30, 2018)

	2019			2018
	Budget	Actual	Variance	Actual
Revenues				
Intergovernmental Revenues:				
Local contributions	\$ 1,716,228	1,718,408	\$ 2,180	\$ 1,687,143
Miscellaneous:				
Investment earnings	13,620	28,239	14,619	21,065
Net increase (decrease) in the fair value of investments	-	34,596	34,596	(18,822)
Total Revenues	1,729,848	1,781,243	51,395	1,689,386
Expenditures				
Public Safety Function:				
Salaries and wages	413,247	405,049	8,198	378,910
Employee benefits	207,515	222,069	(14,554)	205,623
Services and supplies	1,634,467	672,831	961,636	841,842
Capital outlay	60,000	19,091	40,909	61,070
Total Expenditures	2,315,229	1,319,040	996,189	1,487,445
Excess (Deficiency) of Revenues				
Over (Under) Expenditures	(585,381)	462,203	1,047,584	201,941
Other Financing Sources (Uses)				
Net Change in Fund Balances	(585,381)	462,203	1,047,584	201,941
Fund Balances, July 1	1,274,209	1,279,850	5,641	1,077,909
Fund Balances, June 30	\$ 688,828	\$ 1,742,053	\$ 1,053,225	\$ 1,279,850

WASHOE COUNTY, NEVADA
REGIONAL PERMITS SYSTEM FUND
SCHEDULE OF REVENUES, EXPENDITURES AND CHANGES IN FUND BALANCES - BUDGET AND ACTUAL
FOR THE YEAR ENDED JUNE 30, 2019
(WITH COMPARATIVE ACTUAL AMOUNTS FOR THE YEAR ENDED JUNE 30, 2018)

	2019			2018
	Budget	Actual	Variance	Actual
Revenues				
Intergovernmental Revenues:				
Local contributions	\$ 274,000	\$ 257,948	\$ (16,052)	\$ 211,652
Charges for services	153,302	188,695	35,393	167,207
Miscellaneous:				
Investment earnings	2,700	7,046	4,346	4,480
Net increase (decrease) in the fair value of investments	-	9,302	9,302	(5,867)
Total Revenues	430,002	462,991	32,989	377,472
Expenditures				
Services and Supplies:				
General Government Function	472,273	418,951	53,322	365,556
Excess (Deficiency) of Revenues Over (Under) Expenditures	(42,271)	44,040	86,311	11,916
Other Financing Sources (Uses)				
Transfers:				
Health Fund	73,123	51,214	21,909	-
Total Other Financing Sources (uses)	73,123	51,214	21,909	-
Net Change in Fund Balances	30,852	95,254	64,402	11,916
Fund Balances, July 1	390,624	376,863	(13,761)	364,947
Fund Balances, June 30	\$ 421,476	\$ 472,117	\$ 50,641	\$ 376,863

WASHOE COUNTY, NEVADA
CENTRAL TRUCKEE MEADOWS REMEDIATION DISTRICT FUND
SCHEDULE OF REVENUES, EXPENDITURES AND CHANGES IN FUND BALANCES - BUDGET AND ACTUAL
FOR THE YEAR ENDED JUNE 30, 2019
(WITH COMPARATIVE ACTUAL AMOUNTS FOR THE YEAR ENDED JUNE 30, 2018)

	<u>2019</u>			<u>2018</u>
	<u>Budget</u>	<u>Actual</u>	<u>Variance</u>	<u>Actual</u>
Revenues				
Charges for Services:				
Remediation fees	\$ 1,250,000	\$ 1,251,053	\$ 1,053	\$ 1,251,950
Miscellaneous:				
Investment earnings	134,199	112,118	(22,081)	101,292
Net increase (decrease) in the fair value of investments	-	110,728	110,728	(88,909)
Total Revenues	<u>1,384,199</u>	<u>1,473,899</u>	<u>89,700</u>	<u>1,264,333</u>
Expenditures				
Health and Sanitation Function:				
Salaries and wages	581,218	502,879	78,339	520,857
Employee benefits	338,644	303,869	34,775	314,332
Services and supplies	<u>2,274,156</u>	<u>777,023</u>	<u>1,497,133</u>	<u>517,671</u>
Total Expenditures	<u>3,194,018</u>	<u>1,583,771</u>	<u>1,610,247</u>	<u>1,352,860</u>
Excess (Deficiency) of Revenues Over (Under) Expenditures	(1,809,819)	(109,872)	1,699,947	(88,527)
Fund Balances, July 1	<u>5,081,760</u>	<u>5,783,066</u>	<u>701,306</u>	<u>5,871,593</u>
Fund Balances, June 30	<u>\$ 3,271,941</u>	<u>\$ 5,673,194</u>	<u>\$ 2,401,253</u>	<u>\$ 5,783,066</u>

WASHOE COUNTY, NEVADA
ROADS FUND
SCHEDULE OF REVENUES, EXPENDITURES AND CHANGES IN FUND BALANCES - BUDGET AND ACTUAL
FOR THE YEAR ENDED JUNE 30, 2019
(WITH COMPARATIVE ACTUAL AMOUNTS FOR THE YEAR ENDED JUNE 30, 2018)

	<u>2019</u>			<u>2018</u>
	<u>Budget</u>	<u>Actual</u>	<u>Variance</u>	<u>Actual</u>
Revenues				
Taxes:				
County Option MVFT 1.0 Cent	\$ 807,196	\$ 821,164	\$ 13,968	\$ 797,344
Intergovernmental Revenues:				
Federal grants	20,987	20,987	-	27,048
State shared revenues:				
Motor vehicle fuel tax (1.25 cents)	3,545,719	3,783,257	237,538	3,644,249
Motor vehicle fuel tax (1.75 cents)	1,965,720	2,051,589	85,869	1,963,299
Motor vehicle fuel tax (3.6/2.35 cents)	3,636,789	3,670,398	33,609	3,555,550
Charges for Services:				
Street, curb and gutter cut fees	750,000	583,192	(166,808)	598,207
Other	-	-	-	2,855
Miscellaneous:				
Investment earnings	80,000	158,680	78,680	138,292
Net increase (decrease) in the fair value of investments	-	184,946	184,946	(148,785)
Other	140,000	218,288	78,288	461,314
Total Revenues	10,946,411	11,492,501	546,090	11,039,373
Expenditures				
Public Works Function:				
Salaries and wages	3,931,276	3,792,256	139,020	3,747,242
Employee benefits	2,228,079	2,078,538	149,541	2,100,071
Services and supplies	5,949,465	5,471,162	478,303	5,758,681
Capital outlay	8,320,196	3,383,725	4,936,471	2,891,016
Total Expenditures	20,429,016	14,725,681	5,703,335	14,497,010
Excess (Deficiency) of Revenues Over (Under) Expenditures	<u>(9,482,605)</u>	<u>(3,233,180)</u>	<u>6,249,425</u>	<u>(3,457,637)</u>
Other Financing Sources (Uses)				
Transfers:				
General Fund	1,078,620	1,078,620	-	4,704,733
Capital Facilities Fund	1,950,000	1,950,000	-	1,950,000
Total Other Financing Sources (Uses)	3,028,620	3,028,620	-	6,654,733
Net Change in Fund Balances	(6,453,985)	(204,560)	6,249,425	3,197,096
Fund Balances, July 1	9,008,002	10,813,952	1,805,950	7,616,856
Fund Balances, June 30	\$ 2,554,017	\$ 10,609,392	\$ 8,055,375	\$ 10,813,952

**WASHOE COUNTY, NEVADA
MARIJUANA ESTABLISHMENT FUND
SCHEDULE OF REVENUES, EXPENDITURES AND CHANGES IN FUND BALANCES - BUDGET AND ACTUAL
FOR THE YEAR ENDED JUNE 30, 2019
(WITH COMPARATIVE ACTUAL AMOUNTS FOR THE YEAR ENDED JUNE 30, 2018)**

	<u>2019</u>			<u>2018</u>
	<u>Budget</u>	<u>Actual</u>	<u>Variance</u>	<u>Actual</u>
Revenues				
Licenses and Permits:				
General Business Licenses	\$ -	\$ 703,942	\$ 703,942	\$ 825
Miscellaneous:				
Investment earnings	-	6,634	6,634	(11)
Net increase (decrease) in the fair value of investments	-	7,937	7,937	-
Total Revenues	-	718,513	718,513	814
Other Financing Sources (Uses)				
Transfer to Public Works Construction	-	(500,000)	(500,000)	
Net Change in Fund Balances	-	218,513	218,513	-
Fund Balances, July 1	-	814	814	-
Fund Balances, June 30	\$ -	\$ 219,327	\$ 219,327	\$ 814



DEBT SERVICE FUNDS

DEBT SERVICE FUNDS

Debt service funds are used to account for and report financial resources that are restricted, committed, or assigned to expenditures for principal and interest.

	<u>Page</u>
<u>Major Debt Service Fund:</u>	
Special Assessment Debt Service Fund	
To account for assessments, penalties, investment income and other resources to retire debt issued for improvements benefiting those properties against which the special assessments are levied	128
District 21 – Cold Springs: sewer treatment plant	
District 29 – Mt. Rose: sewer project	
District 31 – Spearhead Way/Running Bear Drive: road project	
District 32 – Spanish Springs Valley Ranches Roads	
District 35 – Rhodes Road: road project	
District 36 – Evergreen Drive: road project	
District 37 – Spanish Springs Sewer Phase 1a	
District 39 – Lightning W Water System	
<u>Nonmajor Debt Service Fund:</u>	
Debt Service Fund	
To account for ad valorem taxes specifically apportioned and appropriated for the retirement of ad valorem supported debt principal and interest, as well as payment of debt supported by other legal resources transferred from various governmental funds.....	129

WASHOE COUNTY, NEVADA
SPECIAL ASSESSMENT DEBT SERVICE FUND
SCHEDULE OF REVENUES, EXPENDITURES AND CHANGES IN FUND BALANCES - BUDGET AND ACTUAL
FOR THE YEAR ENDED JUNE 30, 2019
(WITH COMPARATIVE ACTUAL AMOUNTS FOR THE YEAR ENDED JUNE 30, 2018)

	2019			2018
	Budget	Actual	Variance	Actual
Revenues				
Taxes:				
Special assessments	\$ 542,000	\$ 545,492	\$ 3,492	\$ 618,119
Miscellaneous:				
Investment earnings	11,800	26,639	14,839	25,218
Net increase (decrease) in the fair value of investments	-	26,274	26,274	(23,217)
Assessment interest	298,000	240,478	(57,522)	273,542
Penalties	14,000	17,820	3,820	23,854
Total Revenues	<u>865,800</u>	<u>856,703</u>	<u>(9,097)</u>	<u>917,516</u>
Expenditures				
Services and Supplies:				
Investment pool allocations	1,100	1,060	40	1,094
Debt Service:				
Special Assessment Bonds:				
Principal	305,392	555,392	(250,000)	617,977
Interest	187,080	170,598	16,482	194,322
Debt service fees and other fiscal charges	26,000	31,312	(5,312)	33,837
Assessment refunds	-	-	-	462,424
Total Expenditures	<u>519,572</u>	<u>758,362</u>	<u>(238,790)</u>	<u>1,309,654</u>
Excess (Deficiency) of Revenues Over (Under) Expenditures	<u>346,228</u>	<u>98,341</u>	<u>(247,887)</u>	<u>(392,138)</u>
Fund Balances, July 1	<u>2,179,558</u>	<u>1,452,144</u>	<u>(727,414)</u>	<u>1,844,282</u>
Fund Balances, June 30	<u>\$ 2,525,786</u>	<u>\$ 1,550,485</u>	<u>\$ (975,301)</u>	<u>\$ 1,452,144</u>

**WASHOE COUNTY, NEVADA
NONMAJOR DEBT SERVICE FUND
BALANCE SHEET
JUNE 30, 2019**

	Debt Service Fund
Assets	
Cash and investments	\$ 5,132,002
Property taxes receivable	22,015
Total Assets	\$ 5,154,017
 Deferred Inflows of Resources	
Unavailable revenue-property taxes	\$ 17,176
 Fund Balances	
Restricted	5,136,841
Total Liabilities, Deferred Inflows of Resources, and Fund Balances	\$ 5,154,017

WASHOE COUNTY, NEVADA
DEBT SERVICE FUND
SCHEDULE OF REVENUES, EXPENDITURES AND CHANGES IN FUND BALANCES - BUDGET AND ACTUAL
FOR THE YEAR ENDED JUNE 30, 2019
(WITH COMPARATIVE ACTUAL AMOUNTS FOR THE YEAR ENDED JUNE 30, 2018)

	2019			2018
	Budget	Actual	Variance	Actual
Revenues				
Taxes:				
Ad valorem	\$ 3,099,544	\$ 3,175,059	\$ 75,515	\$ 2,166,902
Total Revenues	3,099,544	3,175,059	75,515	2,166,902
Expenditures				
Debt Service:				
General Obligation Bonds:				
Ad Valorem Supported Debt:				
Principal	2,130,000	10,255,000	(8,125,000)	2,045,000
Interest	927,420	1,089,920	(162,500)	1,011,370
Debt service fees and other fiscal charges	28,539	93,257	(64,718)	20,020
Revenue-Backed:				
Principal	4,486,946	4,486,946	-	4,351,216
Interest	2,027,659	2,027,659	-	2,137,927
Debt service fees and other fiscal charges	4,656	2,024	2,632	3,924
Total General Obligation Bonds	9,605,220	17,954,806	(8,349,586)	9,569,457
Revenue Bonds:				
Principal	884,331	1,060,672	(176,341)	839,622
Interest	1,023,269	1,023,269	-	1,011,331
Debt service fees and other fiscal charges	24,300	3,981	20,319	3,980
Total Revenue Bonds	1,931,900	2,087,922	(156,022)	1,854,933
Total Expenditures	11,537,120	20,042,728	(8,505,608)	11,424,390
Excess (Deficiency) of Revenues Over (Under) Expenditures	(8,437,576)	(16,867,669)	(8,430,093)	(9,257,488)
Other Financing Sources (Uses)				
Refunding bonds issued	-	8,359,000	8,359,000	-
Transfers:				
General Fund	5,457,715	5,456,078	(1,637)	5,050,675
Library Expansion Fund	218,920	218,400	(520)	216,724
Truckee River Flood Management Infrastructure Fund	1,424,525	1,951,173	526,648	1,404,909
Child Protective Services Fund	-	-	-	400,000
Other Restricted Fund	1,350,000	1,506,673	156,673	1,293,283
Total Other Financing Sources (Uses)	8,451,160	17,491,324	9,040,164	8,365,591
Net Change in Fund Balances	13,584	623,655	610,071	(891,897)
Fund Balances, July 1	4,492,455	4,513,186	20,731	5,405,083
Fund Balances, June 30	\$ 4,506,039	\$ 5,136,841	\$ 630,802	\$ 4,513,186



CAPITAL PROJECTS FUNDS

CAPITAL PROJECTS FUNDS

Capital projects funds are used to account for and report financial resources that are restricted, committed, or assigned to expenditure for capital outlays, including the acquisition or construction of capital facilities and other capital assets other than those financed by proprietary funds, or for assets that will be held in trust for individuals, private organizations, or other governments.

Page

Nonmajor Capital Projects Funds:

Parks Capital Projects Fund

Resources are derived from residential construction taxes, grants, financing proceeds and related investment earnings, which are legally restricted to the improvement, expansion and acquisition of new and existing parks and open space134

Capital Improvements Fund

Resources are derived from financing proceeds, grants, special assessments, transfers and investment earnings, which are appropriated for various major capital projects135

Capital Facilities Tax Fund

Resources are derived from capital facilities ad valorem taxes and investment earnings. Proceeds are restricted for the purchase, renovation and repayment of financing of capital assets137

Regional Permits Capital Fund

Resources are derived from County pay-as-you-go capital funds and reimbursements from the Cities of Reno and Sparks and the Washoe County Health District, under the terms of the inter-local agreement, and any regional technology fees to recover portions of the project's implementation costs138

**WASHOE COUNTY, NEVADA
NONMAJOR CAPITAL PROJECTS FUNDS
COMBINING BALANCE SHEET
JUNE 30, 2019**

	<u>Parks Capital Projects Fund</u>	<u>Capital Improvements Fund</u>	<u>Capital Facilities Tax Fund</u>	<u>Regional Permits Capital Fund</u>	<u>Total</u>
Assets					
Cash and investments	\$ 12,870,493	\$ 19,017,421	\$ 1,285,319	\$ 1,003,193	\$ 34,176,426
Property taxes receivable	-	1,484	50,119	-	51,603
Interest receivable	48,992	55,351	5,810	3,802	113,955
Due from other governments	49,661	58,200	-	112,212	220,073
Total Assets	\$ 12,969,146	\$ 19,132,456	\$ 1,341,248	\$ 1,119,207	\$ 34,562,057
Liabilities					
Accounts payable	\$ 86,595	\$ 1,074,519	-	-	\$ 1,161,114
Contracts/retention payable	-	24,394	-	-	24,394
Due to other governments	-	-	227,782	-	227,782
Total Liabilities	86,595	1,098,913	227,782	-	1,413,290
Deferred Inflows of Resources					
Unavailable revenue - property taxes	-	1,484	38,712	-	40,196
Total Deferred Inflows of Resources	-	1,484	38,712	-	40,196
Fund Balances					
Restricted	12,882,551	15,753,176	1,074,754	1,119,207	30,829,688
Committed	-	2,278,883	-	-	2,278,883
Total Fund Balances	12,882,551	18,032,059	1,074,754	1,119,207	33,108,571
Total Liabilities, Deferred Inflows of Resources, and Fund Balances	\$ 12,969,146	\$ 19,132,456	\$ 1,341,248	\$ 1,119,207	\$ 34,562,057

WASHOE COUNTY, NEVADA
NONMAJOR CAPITAL PROJECTS FUNDS
COMBINING STATEMENT OF REVENUES, EXPENDITURES AND CHANGES IN FUND BALANCES
FOR THE YEAR ENDED JUNE 30, 2019

	Parks Capital Projects Fund	Capital Improvements Fund	Capital Facilities Tax Fund	Regional Permits Capital Fund	Total
Revenues					
Taxes:					
Ad valorem	\$ -	\$ 695	\$ 7,428,635	\$ -	\$ 7,429,330
Residential construction tax	515,640	-	-	-	515,640
Intergovernmental	658,483	338,843	-	-	997,326
Miscellaneous	1,124,360	665,394	51,822	36,451	1,878,027
Total Revenues	2,298,483	1,004,932	7,480,457	36,451	10,820,323
Expenditures					
Intergovernmental	-	-	5,229,819	-	5,229,819
Capital Outlay:					
General government	-	1,349,004	-	45,131	1,394,135
Judicial	-	991,640	-	-	991,640
Public safety	-	1,171,713	-	-	1,171,713
Public works	-	1,681,312	-	-	1,681,312
Health and welfare	-	614,584	-	-	614,584
Culture and recreation	1,765,173	228,741	-	-	1,993,914
Total Capital Outlay	1,765,173	6,036,994	-	45,131	7,847,298
Total Expenditures	1,765,173	6,036,994	5,229,819	45,131	13,077,117
Excess (Deficiency) of Revenues Over (Under) Expenditures	533,310	(5,032,062)	2,250,638	(8,680)	(2,256,794)
Other Financing Sources (Uses)					
Transfers in	-	11,518,148	-	-	11,518,148
Transfers out	-	-	(1,950,000)	-	(1,950,000)
Total Other Financing Sources (Uses)	-	11,518,148	(1,950,000)	-	9,568,148
Net Change in Fund Balances	533,310	6,486,086	300,638	(8,680)	7,311,354
Fund Balances, July 1	12,349,241	11,545,973	774,116	1,127,887	25,797,217
Fund Balances, June 30	\$ 12,882,551	\$ 18,032,059	\$ 1,074,754	\$ 1,119,207	\$ 33,108,571

WASHOE COUNTY, NEVADA
PARKS CAPITAL PROJECTS FUND
SCHEDULE OF REVENUES, EXPENDITURES AND CHANGES IN FUND BALANCES - BUDGET AND ACTUAL
FOR THE YEAR ENDED JUNE 30, 2019
(WITH COMPARATIVE ACTUAL AMOUNTS FOR THE YEAR ENDED JUNE 30, 2018)

	2019			2018
	Budget	Actual	Variance	Actual
Revenues				
Taxes:				
Residential construction tax	\$ 346,000	\$ 515,640	\$ 169,640	\$ 442,868
Intergovernmental Revenues:				
Federal grants	91,208	87,008	(4,200)	182,648
State grants	613,542	571,475	(42,067)	2,455,450
Local grants	-	-	-	500,000
Miscellaneous:				
Investment earnings	184,251	224,943	40,692	234,233
Net increase (decrease) in the fair value of investments	-	251,702	251,702	(180,041)
Contributions and donations	200,000	200,000	-	-
Other	454,392	447,715	(6,677)	-
Total Revenues	1,889,393	2,298,483	409,090	3,635,158
Expenditures				
Capital Outlay:				
Culture and Recreation Function:				
District One	500,994	433,253	67,741	725,756
District Two	242,475	168,103	74,372	617,583
District Three	11,049	10,984	65	3,316
District Four	1,397,422	572,423	824,999	2,047,166
Special projects	3,919,136	16,557	3,902,579	1,659,801
Bond projects	4,276,993	563,853	3,713,140	3,239,278
Total Capital Outlay	10,348,069	1,765,173	8,582,896	8,292,900
Debt Service:				
Service fees	3,000	-	3,000	5,250
Total Expenditures	10,351,069	1,765,173	8,585,896	8,298,150
Excess (Deficiency) of Revenues Over (Under) Expenditures	(8,461,676)	533,310	8,994,986	(4,662,992)
Other Financing Sources (Uses)				
County Property Sales	-	-	-	19,500
Total Other Financing Sources (Uses)	-	-	-	19,500
Net Change in Fund Balances	(8,461,676)	533,310	8,994,986	(4,643,492)
Fund Balances, July 1	15,190,280	12,349,241	(2,841,039)	16,992,733
Fund Balances, June 30	\$ 6,728,604	\$ 12,882,551	\$ 6,153,947	\$ 12,349,241

**WASHOE COUNTY, NEVADA
CAPITAL IMPROVEMENTS FUND
SCHEDULE OF REVENUES, EXPENDITURES AND CHANGES IN FUND BALANCES - BUDGET AND ACTUAL
FOR THE YEAR ENDED JUNE 30, 2019
(WITH COMPARATIVE ACTUAL AMOUNTS FOR THE YEAR ENDED JUNE 30, 2018)**

	2019			2018
	Budget	Actual	Variance	Actual
Revenues				
Taxes:				
Ad valorem	\$ -	\$ 695	\$ 695	\$ -
Intergovernmental Revenues:				
Federal grants	95,000	195,345	100,345	863,503
State grants	1,250,716	143,498	(1,107,218)	865,962
Local contributions	670,629	-	(670,629)	-
Miscellaneous:				
Investment earnings	48,500	230,085	181,585	185,897
Net increase (decrease) in the fair value of investments	-	352,279	352,279	(172,828)
Contributions and donations	696,075	-	(696,075)	-
Other	588,997	83,030	(505,967)	17,503
Total Revenues	3,349,917	1,004,932	(2,344,985)	1,760,037
Expenditures				
Capital Outlay:				
General Government Function:				
Infrastructure	2,215,474	1,236,646	978,828	1,673,328
Other	959,425	112,358	847,067	101,915
Total General Government Function	3,174,899	1,349,004	1,825,895	1,775,243
Judicial Function:				
Mills Lane Justice Center Chiller Replacement	453,559	422,272	31,287	10,319
Downtown Master Plan	411,156	376,031	35,125	-
Other	2,455,745	193,337	2,262,408	-
Total Judicial Function	3,320,460	991,640	2,328,820	10,319
Public Safety Function:				
Detention Center improvements	779,654	84,783	694,871	2,082,574
Nevada Shared Radio System	800,043	669,062	130,981	49,957
Other	1,454,553	417,868	1,036,685	227,585
Total Public Safety Function	3,034,250	1,171,713	1,862,537	2,360,116
Public Works Function:				
Longley Lane stormwater sand dome	-	-	-	3,828
Air and water quality improvements	1,934,713	226,527	1,708,186	1,818,512
Washoe County facilities parking lots	349,654	13,500	336,154	375,172
Voting Equipment	622,975	622,975	-	3,596,125
Other	2,125,642	818,310	1,307,332	200,575
Total Public Works Function	5,032,984	1,681,312	3,351,672	5,994,212
Welfare Function:				
CPS Visitation Center	58,410	57,000	1,410	897,036
NNAMHS Campus Remodel	953,255	551,936	401,319	-
Other	20,604	5,648	14,956	194,697
Total Welfare Function	1,032,269	614,584	417,685	1,091,733
Culture and Recreation Function:				
Library Renovations	449,546	111,486	338,060	629,104
Parks infrastructure	-	-	-	654,638
Other	963,163	117,255	845,908	226,935
Total Culture and Recreation Function	1,412,709	228,741	1,183,968	1,510,677
Total Expenditures	17,007,571	6,036,994	10,970,577	12,742,300
Excess (Deficiency) of Revenues Over (Under) Expenditures	(13,657,654)	(5,032,062)	8,625,592	(10,982,263)

(CONTINUED)

**WASHOE COUNTY, NEVADA
CAPITAL IMPROVEMENTS FUND
SCHEDULE OF REVENUES, EXPENDITURES AND CHANGES IN FUND BALANCES - BUDGET AND ACTUAL
FOR THE YEAR ENDED JUNE 30, 2019
(WITH COMPARATIVE ACTUAL AMOUNTS FOR THE YEAR ENDED JUNE 30, 2018)**

	2019			2018
	Budget	Actual	Variance	Actual
Other Financing Sources (Uses)				
Transfers:				
General Fund	5,858,093	9,251,093	3,393,000	7,700,000
Other Restricted Fund	905,390	1,405,390	500,000	1,754,610
Child Protective Services Fund	50,000	50,000	-	64,398
Indigent Tax Levy Fund	661,665	811,665	150,000	-
Capital Facilities Fund	(670,628)	-	670,628	-
Total Other Financing Sources (Uses)	6,804,520	11,518,148	4,713,628	9,519,008
Net Change in Fund Balances	(6,853,134)	6,486,086	13,339,220	(1,463,255)
Fund Balances, July 1	12,911,141	11,545,973	(1,365,168)	13,009,228
Fund Balances, June 30	\$ 6,058,007	\$ 18,032,059	\$ 11,974,052	\$ 11,545,973

WASHOE COUNTY, NEVADA
CAPITAL FACILITIES TAX FUND
SCHEDULE OF REVENUES, EXPENDITURES AND CHANGES IN FUND BALANCES - BUDGET AND ACTUAL
FOR THE YEAR ENDED JUNE 30, 2019
(WITH COMPARATIVE ACTUAL AMOUNTS FOR THE YEAR ENDED JUNE 30, 2018)

	2019			2018
	Budget	Actual	Variance	Actual
Revenues				
Taxes:				
Ad valorem	\$ 7,379,868	\$ 7,428,635	\$ 48,767	\$ 7,053,702
Miscellaneous:				
Investment earnings	72,272	33,691	(38,581)	26,741
Net increase (decrease) in the fair value of investments	-	18,131	18,131	(17,658)
Reimbursements	-	-	-	21,946
Total Revenues	7,452,140	7,480,457	28,317	7,084,731
Expenditures				
Intergovernmental:				
State of Nevada apportionment	4,223,587	4,388,493	(164,906)	4,253,696
Reno/Sparks apportionment	773,479	803,679	(30,200)	778,994
Other	42,229	37,647	4,582	69,602
Total Intergovernmental	5,039,295	5,229,819	(190,524)	5,102,292
Capital Outlay:				
General Government Function:				
Facilities improvements	-	-	-	1,190
Public Safety Function:				
Medical Examiner building and equipment	-	-	-	161
Culture and Recreation Function:				
Library HVAC upgrade	-	-	-	6
Total Capital Outlay	-	-	-	1,357
Total Expenditures	5,039,295	5,229,819	(190,524)	5,103,649
Excess (Deficiency) of Revenues Over (Under) Expenditures	2,412,845	2,250,638	(162,207)	1,981,082
Other Financing Sources (Uses)				
Transfers:				
Roads Fund	(1,950,000)	(1,950,000)	-	(1,950,000)
Total Other Financing Sources (Uses)	(1,950,000)	(1,950,000)	-	(1,950,000)
Net Change in Fund Balances	462,845	300,638	(162,207)	31,082
Fund Balances, July 1	815,934	774,116	(41,818)	743,034
Fund Balances, June 30	\$ 1,278,779	\$ 1,074,754	\$ (204,025)	\$ 774,116

**WASHOE COUNTY, NEVADA
REGIONAL PERMITS CAPITAL FUND
SCHEDULE OF REVENUES, EXPENDITURES AND CHANGES IN FUND BALANCES - BUDGET AND ACTUAL
FOR THE YEAR ENDED JUNE 30, 2019
(WITH COMPARATIVE ACTUAL AMOUNTS FOR THE YEAR ENDED JUNE 30, 2018)**

	<u>2019</u>			<u>2018</u>
	<u>Budget</u>	<u>Actual</u>	<u>Variance</u>	<u>Actual</u>
Revenues				
Intergovernmental Revenues:				
Local contributions	\$ -	\$ -	\$ -	8,036
Miscellaneous:				
Investment earnings	13,500	36,451	22,951	2,536
Total Revenues	<u>13,500</u>	<u>36,451</u>	<u>22,951</u>	<u>10,572</u>
Expenditures				
Capital Outlay:				
General Government Function	71,455	45,131	26,324	145,338
Excess (Deficiency) of Revenues Over (Under) Expenditures	(57,955)	(8,680)	49,275	(134,766)
Net Change in Fund Balances	(57,955)	(8,680)	49,275	(134,766)
Fund Balances, July 1	<u>1,148,997</u>	<u>1,127,887</u>	<u>(21,110)</u>	<u>1,262,653</u>
Fund Balances, June 30	<u>\$ 1,091,042</u>	<u>\$ 1,119,207</u>	<u>\$ 28,165</u>	<u>\$ 1,127,887</u>



ENTERPRISE FUNDS

ENTERPRISE FUNDS

Enterprise funds are used to account for operations (a) that are financed and operated in a manner similar to private business enterprises—where the intent of the governing body is that costs (expenses, including depreciation) of providing goods or services to the general public on a continuing basis be financed or recovered primarily through user charges; or (b) where the governing body has decided that periodic determination of revenues earned, expenses incurred, and/or net income is appropriate for capital maintenance, public policy, management control, accountability, or other purposes.

Major Enterprise Fund:

	<u>Page</u>
Utilities Fund Established on April 1, 1983, the fund accounts for water planning and operations of County-owned or operated water and sewer systems, including the related capital assets and depreciation.	140
Building and Safety Fund Established on July 1, 2001, the fund accounts for issuance of building permits and other fees directly related to building and development in the County, including related capital assets and depreciation.	143
<u>Nonmajor Enterprise Funds:</u>	
Golf Course Fund Established on July 1, 1982, the fund accounts for operations of two County golf courses – Washoe and Sierra Sage, including related capital assets and depreciation.	148

WASHOE COUNTY, NEVADA
UTILITIES FUND
SCHEDULE OF REVENUES, EXPENSES AND CHANGES IN NET POSITION - BUDGET AND ACTUAL
FOR THE YEAR ENDED JUNE 30, 2019
(WITH COMPARATIVE ACTUAL AMOUNTS FOR THE YEAR ENDED JUNE 30, 2018)

	2019			2018
	Budget	Actual	Variance	Actual
Operating Revenues				
Charges for Services:				
Utility fees	\$ 15,283,702	\$ 16,975,093	\$ 1,691,391	\$ 15,095,866
Services to other funds	5,126	603	(4,523)	1,739
Other	572,399	474,448	(97,951)	581,169
Total Operating Revenues	15,861,227	17,450,144	1,588,917	15,678,774
Operating Expenses				
Salaries and wages	1,865,318	1,825,222	40,096	1,777,640
Employee benefits	1,089,224	969,071	120,153	1,023,763
Services and supplies	13,808,689	12,702,459	1,106,230	6,252,015
Depreciation/amortization	3,511,499	3,520,656	(9,157)	3,493,676
Total Operating Expenses	20,274,730	19,017,408	1,257,322	12,547,094
Operating Income (Loss)	(4,413,503)	(1,567,264)	2,846,239	3,131,680
Nonoperating Revenues (Expenses)				
Investment earnings	1,652,813	1,712,480	59,667	1,329,740
Net increase (decrease) in the fair value of investments	-	2,041,900	2,041,900	(1,371,857)
Federal grants	148,546	178,682	30,136	566,770
State grants	-	-	-	328,767
Nongovernmental grants	49,810	-	(49,810)	-
Gain (loss) on asset disposition	-	(416,000)	(416,000)	-
Interest/bond insurance costs	(268,424)	-	268,424	-
Connection fee refunds/credits	(100,000)	(14,563)	85,437	(5,450)
Other nonoperating revenue	-	19,950	19,950	17,918
Total Nonoperating Revenues (Expenses)	1,482,745	3,522,449	2,039,704	865,888
Income (Loss) Before Capital Contributions and Transfers	(2,930,758)	1,955,185	4,885,943	3,997,568
Capital Contributions				
Hook-up fees	6,145,000	8,390,016	2,245,016	9,955,880
Contributions from contractors	800,000	393,688	(406,312)	1,853,572
Total Capital Contributions	6,945,000	8,783,704	1,838,704	11,809,452
Transfers In (Out)				
Equipment Service Fund	-	(50,515)	(50,515)	(15,070)
Change in Net Position	\$ 4,014,242	10,688,374	\$ 6,674,132	15,791,950
Net Position, July 1		221,393,319		205,601,369
Net Position, June 30		\$ 232,081,693		\$ 221,393,319

WASHOE COUNTY, NEVADA
UTILITIES FUND
SCHEDULE OF CASH FLOWS - BUDGET AND ACTUAL
FOR THE YEAR ENDED JUNE 30, 2019
(WITH COMPARATIVE ACTUAL AMOUNTS FOR THE YEAR ENDED JUNE 30, 2018)

	2019			2018
	Budget	Actual	Variance	Actual
Increase (Decrease) in Cash and Cash Equivalents				
Cash Flows From Operating Activities:				
Cash received from customers	\$ 15,283,702	\$ 18,350,764	\$ 3,067,062	\$ 13,216,017
Cash received from services to other funds	5,126	603	(4,523)	1,739
Cash received from program loans	4,724	10,350	5,626	11,221
Other operating receipts	570,819	510,059	(60,760)	595,203
Cash payments for personnel costs	(2,954,542)	(2,796,793)	157,749	(2,817,097)
Cash payments for services and supplies	(11,971,117)	(10,507,095)	1,464,022	(5,958,003)
Cash payments for program loans	(20,000)	-	20,000	(13,944)
Cash payments for refund of hookup fees	(100,000)	(14,563)	85,437	(5,450)
Net Cash Provided (Used) by Operating Activities	818,712	5,553,325	4,734,613	5,029,686
Cash Flows From Noncapital Financing Activities:				
Federal grants	148,546	625,223	476,677	63,480
State grants	-	-	-	401,722
Nongovernmental grants	49,810	4,981	(44,829)	-
Net Cash Provided (Used) by Noncapital Financing Activities	198,356	630,204	431,848	465,202
Cash Flows From Capital and Related Financing Activities:				
Hookup fees	6,145,000	8,149,888	2,004,888	9,971,340
Other capital contributions	-	(193)	(193)	6,611
Other nonoperating receipts	-	-	-	17,918
Principal paid on financing	(2,284,310)	(2,284,308)	2	(2,316,298)
Interest paid on financing	(266,924)	(266,924)	-	(320,938)
Proceeds from asset disposition	-	19,950	19,950	-
* Acquisition of capital assets	(19,006,423)	(2,320,581)	16,685,842	(4,467,147)
Net Cash Provided (Used) by Capital and Related Financing Activities	(15,412,657)	3,297,832	18,710,489	2,891,486
Cash Flows From Investing Activities:				
Investment earnings (loss)	1,649,669	3,697,407	2,047,738	(175,234)
Equipment supply deposit paid	-	(96,230)	(96,230)	-
Net Cash Provided (Used) by Investing Activities	1,649,669	3,601,177	1,951,508	(175,234)
Net Increase (Decrease) in Cash and Cash Equivalents	(12,745,920)	13,082,538	25,828,458	8,211,140
Cash and Cash Equivalents, July 1	87,460,227	90,645,855	3,185,628	82,434,715
Cash and Cash Equivalents, June 30	\$ 74,714,307	\$ 103,728,393	\$ 29,014,086	\$ 90,645,855

**WASHOE COUNTY, NEVADA
UTILITIES FUND
SCHEDULE OF CASH FLOWS - BUDGET AND ACTUAL
FOR THE YEAR ENDED JUNE 30, 2019
(WITH COMPARATIVE ACTUAL AMOUNTS FOR THE YEAR ENDED JUNE 30, 2018)**

	2019			2018
	Budget	Actual	Variance	Actual
Reconciliation of Operating Income (Loss) to Net Cash Provided (Used) by Operating Activities				
Operating income (loss)	\$ (4,413,503)	\$ (1,567,264)	\$ 2,846,239	\$ 3,131,680
Adjustments to reconcile operating income (loss) to net cash provided (used) by operating activities:				
Depreciation/amortization	3,511,499	3,520,656	9,157	3,493,676
Net pension expense	-	2,121	2,121	(39,814)
Net OPEB expense	-	(40,410)	(40,410)	37,217
Construction in progress write-offs	1,837,572	1,894,225	56,653	128,795
Program loan interest	3,144	2,849	(295)	3,451
Imputed rental expense	-	2,774	2,774	-
Hookup fee refunds	(100,000)	(14,563)	85,437	(5,450)
Change in assets and liabilities:				
(Increase) decrease in:				
Accounts receivable	-	53,805	53,805	(98,291)
Due from other governments	-	1,310,853	1,310,853	(1,841,131)
Due from other funds	-	-	-	1,981
Notes receivable	(20,000)	7,501	27,501	(6,174)
Prepaid lease expense	-	(13,948)	(13,948)	-
Increase (decrease) in:				
Accounts payable	-	343,051	343,051	66,064
Accrued salaries and benefits	-	6,823	6,823	6,770
Compensated absences	-	28,966	28,966	(19,867)
Due to other governments	-	(30,738)	(30,738)	97,182
Due to other funds	-	-	-	(10)
Unearned revenue	-	11,013	11,013	61,573
Other liabilities	-	35,611	35,611	12,034
Total Adjustments	5,232,215	7,120,589	1,888,374	1,898,006
Net Cash Provided (Used) by Operating Activities	\$ 818,712	\$ 5,553,325	\$ 4,734,613	\$ 5,029,686
*Acquisition of Capital Assets Financed by Cash	\$ 19,006,423	\$ 2,320,581	\$ 16,685,842	\$ 4,467,147
Capital contributions received	-	393,688	(393,688)	1,853,572
Increase (decrease) in contracts/retention payable	-	405,101	(405,101)	(512,461)
Capitalized interest	-	254,021	(254,021)	307,662
Total Acquisition of Capital Assets	\$ 19,006,423	\$ 3,373,391	\$ 15,633,032	\$ 6,115,920

**WASHOE COUNTY, NEVADA
BUILDING AND SAFETY FUND
SCHEDULE OF REVENUES, EXPENSES AND CHANGES IN NET POSITION - BUDGET AND ACTUAL
FOR THE YEAR ENDED JUNE 30, 2019
(WITH COMPARATIVE ACTUAL AMOUNTS FOR THE YEAR ENDED JUNE 30, 2018)**

	2019			2018
	Budget	Actual	Variance	Actual
Operating Revenues				
Charges for Services:				
Building permits	\$ 3,200,000	\$ 3,685,630	\$ 485,630	\$ 3,540,397
Washoe County/TRPA	-	1,989	1,989	56,701
Other	10,000	8,256	(1,744)	7,477
Total Operating Revenues	3,210,000	3,695,875	485,875	3,604,575
Operating Expenses				
Salaries and wages	1,592,240	1,346,328	245,912	1,278,875
Employee benefits	942,945	761,830	181,115	782,217
Services and supplies	694,078	914,204	(220,126)	653,275
Depreciation/amortization	21,800	20,058	1,742	20,058
Total Operating Expenses	3,251,063	3,042,420	208,643	2,734,425
Operating Income (Loss)	(41,063)	653,455	694,518	870,150
Nonoperating Revenues (Expenses)				
Investment earnings	30,000	81,544	51,544	59,408
Net increase (decrease) in the fair value of investments	-	87,579	87,579	(62,545)
Total Nonoperating Revenues (Expenses)	30,000	169,123	139,123	(3,137)
Income (Loss) Before Transfers	(11,063)	822,578	833,641	867,013
Change in Net Position	\$ (11,063)	822,578	\$ 833,641	867,013
Net Position, July 1		(696,255)		(1,563,268)
Net Position, June 30		\$ 126,323		\$ (696,255)

**WASHOE COUNTY, NEVADA
BUILDING AND SAFETY FUND
SCHEDULE OF CASH FLOWS - BUDGET AND ACTUAL
FOR THE YEAR ENDED JUNE 30, 2019
(WITH COMPARATIVE ACTUAL AMOUNTS FOR THE YEAR ENDED JUNE 30, 2018)**

	2019			2018
	Budget	Actual	Variance	Actual
Increase (Decrease) in Cash and Cash Equivalents				
Cash Flows From Operating Activities:				
Cash received from customers	\$ 3,210,000	\$ 3,782,769	\$ 572,769	\$ 3,430,073
Cash payments for personnel costs	(2,531,685)	(2,131,815)	399,870	(2,067,974)
Cash payments for services and supplies	(694,078)	(871,586)	(177,508)	(642,039)
Net Cash Provided (Used) by Operating Activities	(15,763)	779,368	795,131	720,060
Cash Flows From Capital and Related Financing Activities:				
Acquisition of capital assets	(160,000)	-	160,000	-
Net Cash Provided (Used) by Capital and Related Financing Activities	(160,000)	-	160,000	-
Cash Flows From Investing Activities:				
Investment earnings	30,000	165,620	135,620	(9,354)
Net Increase (Decrease) in Cash and Cash Equivalents	(145,763)	944,988	1,090,751	710,706
Cash and Cash Equivalents, July 1	3,207,220	3,819,867	612,647	3,109,161
Cash and Cash Equivalents, June 30	\$ 3,061,457	\$ 4,764,855	\$ 1,703,398	\$ 3,819,867
Reconciliation of Operating Income (Loss) to Net Cash Provided (Used) by Operating Activities				
Operating income (loss)	\$ (41,063)	653,455	\$ 694,518	\$ 870,150
Adjustments to reconcile operating income (loss) to net cash provided (used) by operating activities:				
Depreciation	21,800	20,058	(1,742)	20,058
Net pension expense	-	(3,722)	(3,722)	11,453
Net other post employment benefits expense	-	(31,548)	(31,548)	(24,884)
Change in assets:				
Increase (decrease) in:				
Accounts receivable		-	-	242,479
Change in liabilities:				
Increase (decrease) in:				
Accounts payable	-	42,618	42,618	15,236
Accrued salaries and benefits	-	5,883	5,883	5,391
Compensated absences	3,500	5,730	2,230	1,158
Unearned revenue	-	86,894	86,894	(416,981)
Deposits	-	-	-	(4,000)
Total Adjustments	25,300	125,913	100,613	(150,090)
Net Cash Provided (Used) by Operating Activities	\$ (15,763)	\$ 779,368	\$ 795,131	\$ 720,060

**WASHOE COUNTY, NEVADA
NONMAJOR ENTERPRISE FUNDS
COMBINING STATEMENT OF NET POSITION
JUNE 30, 2019**

	<u>Golf Course Fund</u>
Assets	
Current Assets:	
Cash and investments	\$ 872,788
Accounts receivable	31,592
Interest receivable	3,461
Total Current Assets	<u>907,841</u>
Noncurrent Assets:	
Capital Assets:	
Nondepreciable:	
Land	804,207
Plant capacity	825,150
Depreciable:	
Land improvements	4,223,448
Buildings and improvements	1,258,356
Equipment	164,804
Less accumulated depreciation	<u>(4,766,836)</u>
Total Noncurrent Assets	<u>2,509,129</u>
Total Assets	<u>3,416,970</u>
Deferred Outflows of Resources	
Deferred outflows of resources related to pensions	<u>26,364</u>
Liabilities	
Current Liabilities:	
Accrued salaries and benefits	412
Noncurrent Liabilities:	
Other long term liabilities - pensions	<u>452,551</u>
Total Liabilities	<u>452,963</u>
Deferred Inflows of Resources	
Deferred inflows of resources related to pensions	<u>40,729</u>
Net Position	
Net investment in capital assets	2,509,129
Unrestricted	<u>440,513</u>
Total Net Position	<u>\$ 2,949,642</u>

**WASHOE COUNTY, NEVADA
NONMAJOR ENTERPRISE FUNDS
COMBINING STATEMENT OF REVENUES, EXPENSES AND CHANGES IN NET POSITION
FOR THE YEAR ENDED JUNE 30, 2019**

	<u>Golf Course Fund</u>
Operating Revenues	
Charges for Services:	
Golf course fees	\$ 144,269
Miscellaneous	40,000
Total Operating Revenues	184,269
Operating Expenses	
Salaries and wages	18,378
Employee benefits	10,791
Services and supplies	209,062
Depreciation/amortization	124,212
Total Operating Expenses	362,443
Operating Income (Loss)	(178,174)
Nonoperating Revenues (Expenses)	
Investment earnings	16,898
Net increase (decrease) in the fair value of investments	15,742
Other nonoperating revenue	3,758
Total Nonoperating Revenues (Expenses)	36,398
Income (Loss) Before Transfers	(141,776)
Transfers	
Equipment Services Fund	979,706
Change in Net Position	837,930
Net Position, July 1, as restated	2,111,712
Net Position, June 30	\$ 2,949,642

**WASHOE COUNTY, NEVADA
NONMAJOR ENTERPRISE FUNDS
COMBINING STATEMENT OF CASH FLOWS
FOR THE YEAR ENDED JUNE 30, 2019**

	<u>Golf Course Fund</u>
Increase (Decrease) In Cash and Cash Equivalents	
Cash Flows From Operating Activities:	
Cash received from customers	\$ 172,106
Cash payments for personnel costs	(28,867)
Cash payments for services and supplies	<u>(209,062)</u>
Net Cash Provided (Used) by Operating Activities	<u>(65,823)</u>
Cash Flows From Investing Activities:	
Investment earnings	<u>36,358</u>
Net Increase in Cash and Cash Equivalents	(29,465)
Cash and Cash Equivalents, July 1	<u>902,253</u>
Cash and Cash Equivalents, June 30	<u>\$ 872,788</u>
Reconciliation of Operating Income (Loss) to Net Cash Provided (Used) by Operating Activities	
Operating income (loss)	\$ <u>(178,174)</u>
Adjustments to reconcile operating income (loss) to net cash provided (used) by operating activities:	
Depreciation/amortization	124,212
Net Pension Expense	312
Change in assets and liabilities:	
(Increase) decrease in:	
Accounts receivable	(12,163)
Increase (decrease) in:	
Accrued salaries and benefits	<u>(10)</u>
Total Adjustments	<u>112,351</u>
Net Cash Provided (Used) by Operating Activities	<u>\$ (65,823)</u>

WASHOE COUNTY, NEVADA
GOLF COURSE FUND
SCHEDULE OF REVENUES, EXPENSES AND CHANGES IN NET POSITION - BUDGET AND ACTUAL
FOR THE YEAR ENDED JUNE 30, 2019
(WITH COMPARATIVE ACTUAL AMOUNTS FOR THE YEAR ENDED JUNE 30, 2018)

	2019			2018
	Budget	Actual	Variance	Actual
Operating Revenues				
Charges for Services:				
Golf courses	\$ 229,000	\$ 144,269	\$ (84,731)	\$ 144,559
Other	40,000	40,000	-	40,000
Total Operating Revenues	269,000	184,269	(84,731)	184,559
Operating Expenses				
Salaries and wages	18,461	18,378	83	17,913
Employee benefits	10,542	10,791	(249)	13,941
Services and supplies	160,554	209,062	(48,508)	131,614
Depreciation/amortization	208,400	124,212	84,188	189,967
Total Operating Expenses	397,957	362,443	35,514	353,435
Operating Income (Loss)	(128,957)	(178,174)	(49,217)	(168,876)
Nonoperating Revenues (Expenses)				
Investment earnings	15,200	16,898	1,698	14,286
Net increase (decrease) in the fair value of investments	-	15,742	15,742	(13,615)
Other nonoperating revenue	-	3,758	3,758	3,141
Total Nonoperating Revenues (Expenses)	15,200	36,398	21,198	3,812
Income (Loss) Before Capital Contributions and Transfers	(113,757)	(141,776)	(28,019)	(165,064)
Capital Contributions				
Land & Equipment Capital	-	979,706	979,706	-
Change in Net Position	\$ (113,757)	837,930	\$ 951,687	(165,064)
Net Position, July 1		2,111,712		2,276,776
Net Position, June 30		\$ 2,949,642		\$ 2,111,712

**WASHOE COUNTY, NEVADA
GOLF COURSE FUND
SCHEDULE OF CASH FLOWS - BUDGET AND ACTUAL
FOR THE YEAR ENDED JUNE 30, 2019
(WITH COMPARATIVE ACTUAL AMOUNTS FOR THE YEAR ENDED JUNE 30, 2018)**

	2019			2018
	Budget	Actual	Variance	Actual
Increase (Decrease) in Cash and Cash Equivalents				
Cash Flows From Operating Activities:				
Cash received from customers	\$ 269,000	\$ 172,106	\$ (96,894)	\$ 182,322
Cash payments for personnel costs	(29,003)	(28,867)	136	(25,988)
Cash payments for services and supplies	(160,554)	(209,062)	(48,508)	(131,936)
Net Cash Provided (Used) by Operating Activities	79,443	(65,823)	(145,266)	24,398
Cash Flows From Noncapital Financing Activities:				
Cash received from contributions	(1,300)	-	1,300	-
Cash Flows From Capital and Related Financing Activities:				
Acquisition of capital assets	(75,000)	-	75,000	(1)
Net Cash Provided (Used) by Capital and Related Financing Activities	(75,000)	-	75,000	(1)
Cash Flows From Investing Activities:				
Investment earnings	16,500	36,358	19,858	4,214
Net Increase (Decrease) in Cash and Cash Equivalents	19,643	(29,465)	(49,108)	28,611
Cash and Cash Equivalents, July 1	841,772	902,253	60,481	873,642
Cash and Cash Equivalents, June 30	\$ 861,415	\$ 872,788	\$ 11,373	\$ 902,253
Reconciliation of Operating Income (Loss) to Net Cash Provided (Used) by Operating Activities				
Operating income (loss)	\$ (128,957)	\$ (178,174)	\$ (49,217)	\$ (168,876)
Adjustments to reconcile operating income (loss) to net cash provided (used) by operating activities:				
Depreciation/amortization	208,400	124,212	(84,188)	189,967
Net pension expense	-	312	312	5,797
Change in assets and liabilities:				
(Increase) decrease in:				
Accounts receivable	-	(12,163)	(12,163)	(2,237)
Increase (decrease) in:				
Accounts payable	-	-	-	(322)
Accrued salaries and benefits	-	(10)	(10)	69
Total Adjustments	208,400	112,351	(96,049)	193,274
Net Cash Provided (Used) by Operating Activities	\$ 79,443	\$ (65,823)	\$ (145,266)	\$ 24,398



This Page Intentionally Left Blank



INTERNAL SERVICE FUNDS

INTERNAL SERVICE FUNDS

Internal service funds are used to account for the financing of goods or services provided by one department to other departments of the County, or to other agencies, on a cost-reimbursement basis.

	<u>Page</u>
Risk Management Fund	
To account for revenues received for providing the County with property and liability insurance, workers' compensation and unemployment compensation insurance.	155
Health Benefits Fund	
To account for the self-insured health plan and other contractual health insurance plans.....	157
Equipment Services Fund	
To account for revenues received for maintaining and purchasing automobiles and other vehicles and specialized large equipment for use by other County departments.	159

**WASHOE COUNTY, NEVADA
INTERNAL SERVICE FUNDS
COMBINING STATEMENT OF NET POSITION
JUNE 30, 2019**

	Risk Management Fund	Health Benefits Fund	Equipment Services Fund	Total
Assets				
Current Assets:				
Cash and investments	\$ 33,787,036	\$ 13,659,785	\$ 1,449,685	\$ 48,896,506
Accounts receivable	-	4,974,707	-	4,974,707
Interest receivable	126,847	55,381	-	182,228
Inventory	-	-	325,039	325,039
Other assets	11,979	11,081	57,719	80,779
Total Current Assets	<u>33,925,862</u>	<u>18,700,954</u>	<u>1,832,443</u>	<u>54,459,259</u>
Noncurrent Assets:				
Restricted cash and investments	2,500,000	-	-	2,500,000
Long-term prepaids	-	-	170,630	170,630
Long-term deposits	-	-	2,164,372	2,164,372
Capital Assets:				
Construction in progress	-	-	2,101,947	2,101,947
Buildings and improvements	-	-	24,990	24,990
Equipment	-	-	30,318,994	30,318,994
Less accumulated depreciation	-	-	(20,150,161)	(20,150,161)
Total Noncurrent Assets	<u>2,500,000</u>	<u>-</u>	<u>14,630,772</u>	<u>17,130,772</u>
Total Assets	<u>36,425,862</u>	<u>18,700,954</u>	<u>16,463,215</u>	<u>71,590,031</u>
Liabilities				
Current Liabilities:				
Accounts payable	5,850	867,747	268,149	1,141,746
Accrued salaries and benefits	10,127	8,961	38,349	57,437
Compensated absences	40,479	51,738	207,277	299,494
Other liabilities	-	306,192	-	306,192
Due to other governments	-	-	128	128
Pending claims	7,357,000	3,599,000	-	10,956,000
Total Current Liabilities	<u>7,413,456</u>	<u>4,833,638</u>	<u>513,903</u>	<u>12,760,997</u>
Noncurrent Liabilities:				
Compensated absences	12,352	15,787	63,249	91,388
Pending claims	10,547,000	-	-	10,547,000
Pending claims payable from restricted cash	2,500,000	-	-	2,500,000
Total Noncurrent Liabilities	<u>13,059,352</u>	<u>15,787</u>	<u>63,249</u>	<u>13,138,388</u>
Total Liabilities	<u>20,472,808</u>	<u>4,849,425</u>	<u>577,152</u>	<u>25,899,385</u>
Net Position				
Net investment in capital assets	-	-	12,295,770	12,295,770
Restricted for future claims	15,953,054	13,851,529	-	29,804,583
Unrestricted	-	-	3,590,293	3,590,293
Total Net Position	<u>\$ 15,953,054</u>	<u>\$ 13,851,529</u>	<u>\$ 15,886,063</u>	<u>\$ 45,690,646</u>

WASHOE COUNTY, NEVADA
INTERNAL SERVICE FUNDS
COMBINING STATEMENT OF REVENUES, EXPENSES AND CHANGES IN NET POSITION
FOR THE YEAR ENDED JUNE 30, 2019

	Risk Management Fund	Health Benefits Fund	Equipment Services Fund	Total
Operating Revenues				
Charges for Services:				
Self insurance fees	\$ 7,111,913	\$ 51,541,324	\$ -	\$ 58,653,237
Equipment service billings	-	-	8,525,955	8,525,955
Miscellaneous	379,214	2,394,457	11,017	2,784,688
Total Operating Revenues	7,491,127	53,935,781	8,536,972	69,963,880
Operating Expenses				
Salaries and wages	398,850	336,330	1,421,877	2,157,057
Employee benefits	204,717	186,567	854,604	1,245,888
Services and supplies	6,085,650	51,252,719	4,052,442	61,390,811
Depreciation	-	-	1,887,897	1,887,897
Total Operating Expenses	6,689,217	51,775,616	8,216,820	66,681,653
Operating Income (Loss)	801,910	2,160,165	320,152	3,282,227
Nonoperating Revenues (Expenses)				
Investment earnings	583,414	226,950	85,544	895,908
Net increase (decrease) in the fair value of investments	660,247	274,825	-	935,072
Gain (loss) on asset disposition	-	-	154,499	154,499
Federal grants	-	313,879	-	313,879
Other nonoperating revenue	1,500	17,429	-	18,929
Total Nonoperating Revenues (Expenses)	1,245,161	833,083	240,043	2,318,287
Income (Loss) Before Capital Contributions and Transfers	2,047,071	2,993,248	560,195	5,600,514
Capital Contributions				
Contributions from other funds	-	-	373,574	373,574
Transfers				
Water Resources Fund	-	-	50,515	50,515
Change in Net Position	2,047,071	2,993,248	984,284	6,024,603
Net Position, July 1	13,905,983	10,858,281	14,901,779	39,666,043
Net Position, June 30	\$ 15,953,054	\$ 13,851,529	\$ 15,886,063	\$ 45,690,646

**WASHOE COUNTY, NEVADA
INTERNAL SERVICE FUNDS
COMBINING STATEMENT OF CASH FLOWS
FOR THE YEAR ENDED JUNE 30, 2019**

	Risk Management Fund	Health Benefits Fund	Equipment Services Fund	Total
Increase (Decrease) in Cash and Cash Equivalents				
Cash Flows From Operating Activities:				
Cash received from customers	\$ -	\$ 25,708,780	\$ -	\$ 25,708,780
Cash received from other funds	7,111,913	25,766,252	8,525,955	41,404,120
Cash received from others	379,214	2,453,886	11,017	2,844,117
Cash payments for personnel costs	(592,108)	(514,208)	(2,271,284)	(3,377,600)
Cash payments for services and supplies	(4,768,037)	(51,016,238)	(4,217,393)	(60,001,668)
Net Cash Provided (Used) by Operating Activities	2,130,982	2,398,472	2,048,295	6,577,749
Cash Flows From Noncapital Financing Activities:				
Federal grants	-	313,879	-	313,879
Net Cash Provided (Used) by Noncapital Financing Activities	-	313,879	-	313,879
Cash Flows From Capital and Related Financing Activities:				
Proceeds from asset disposition	-	-	155,210	155,210
Donations	1,500	-	-	1,500
*Acquisition of capital assets	-	-	(4,392,163)	(4,392,163)
Net Cash Provided (Used) by Capital and Related Financing Activities	1,500	-	(4,236,953)	(4,235,453)
Cash Flows From Investing Activities:				
Investment earnings (loss)	1,233,800	485,615	-	1,719,415
**Equipment supply deposit received	-	-	(129,401)	(129,401)
Net Cash Provided (Used) by Investing Activities	1,233,800	485,615	(129,401)	1,590,014
Net Increase (Decrease) in Cash and Cash Equivalents	3,366,282	3,197,966	(2,318,059)	4,246,189
Cash and Cash Equivalents, July 1	32,920,754	10,461,819	3,767,744	47,150,317
Cash and Cash Equivalents, June 30	\$ 36,287,036	\$ 13,659,785	\$ 1,449,685	\$ 51,396,506

(CONTINUED)

**WASHOE COUNTY, NEVADA
INTERNAL SERVICE FUNDS
COMBINING STATEMENT OF CASH FLOWS
FOR THE YEAR ENDED JUNE 30, 2019**

	<u>Risk Management Fund</u>	<u>Health Benefits Fund</u>	<u>Equipment Services Fund</u>	<u>Total</u>
Reconciliation of Operating Income (Loss) to Net Cash Provided (Used) by Operating Activities				
Operating income (loss)	\$ 801,910	\$ 2,160,165	\$ 320,152	\$ 3,282,227
Adjustments to reconcile operating income (loss) to net cash provided (used) by operating activities:				
Depreciation	-	-	1,887,897	1,887,897
Imputed rental expense	-	-	85,544	85,544
Claim settlements and other reimbursements	-	8,813	-	8,813
Forfeited Flexible Spending Account contributions	-	8,616	-	8,616
Change in assets and liabilities:				
(Increase) decrease in:				
Accounts receivable	-	(125,134)	-	(125,134)
Inventory	-	-	39,991	39,991
Prepaid lease	-	-	(186,087)	(186,087)
Due from other governments	-	95,913	-	95,913
Other assets	(3,267)	(11,081)	-	(14,348)
Increase (decrease) in:				
Accounts payable	(15,120)	329,562	(104,295)	210,147
Accrued salaries and benefits	4,156	1,552	5,436	11,144
Compensated absences	7,303	7,137	(239)	14,201
Due to other governments	-	-	(104)	(104)
Other liabilities	-	4,929	-	4,929
Pending claims	1,336,000	(82,000)	-	1,254,000
Total Adjustments	<u>1,329,072</u>	<u>238,307</u>	<u>1,728,143</u>	<u>3,295,522</u>
Net Cash Provided (Used) by Operating Activities	<u>\$ 2,130,982</u>	<u>\$ 2,398,472</u>	<u>\$ 2,048,295</u>	<u>\$ 6,577,749</u>
*Acquisition of Capital Assets Financed by Cash	\$	\$	\$ 4,392,163	\$ 4,392,163
Capital transferred from other funds	-	-	424,089	424,089
Increase (decrease) in accounts payable	-	-	20,458	20,458
Total Acquisition of Capital Assets	<u>\$ -</u>	<u>\$ -</u>	<u>\$ 4,836,710</u>	<u>\$ 4,836,710</u>

**WASHOE COUNTY, NEVADA
RISK MANAGEMENT FUND
SCHEDULE OF REVENUES, EXPENSES AND CHANGES IN NET POSITION - BUDGET AND ACTUAL
FOR THE YEAR ENDED JUNE 30, 2019
(WITH COMPARATIVE ACTUAL AMOUNTS FOR THE YEAR ENDED JUNE 30, 2018)**

	2019			2018
	Budget	Actual	Variance	Actual
Operating Revenues				
Charges for Services:				
Insurance premiums	\$ 7,190,116	\$ 7,111,913	\$ (78,203)	\$ 6,989,666
Miscellaneous:				
Other	50,000	379,214	329,214	178,094
Total Operating Revenues	7,240,116	7,491,127	251,011	7,167,760
Operating Expenses				
Salaries and wages	390,953	398,850	(7,897)	312,921
Employee benefits	201,991	204,717	(2,726)	167,694
Services and supplies	7,773,596	6,085,650	1,687,946	5,538,912
Total Operating Expenses	8,366,540	6,689,217	1,677,323	6,019,527
Operating Income (Loss)	(1,126,424)	801,910	1,928,334	1,148,233
Nonoperating Revenues (Expenses)				
Investment earnings	327,200	583,414	256,214	467,182
Net increase (decrease) in the fair value of investments	-	660,247	660,247	(461,508)
Miscellaneous	1,500	1,500	-	-
Total Nonoperating Revenues (Expenses)	328,700	1,245,161	916,461	5,674
Change in Net Position	\$ (797,724)	2,047,071	\$ 2,844,795	1,153,907
Net Position, July 1		13,905,983		12,752,076
Net Position, June 30		\$ 15,953,054		\$ 13,905,983

**WASHOE COUNTY, NEVADA
RISK MANAGEMENT FUND
SCHEDULE OF CASH FLOWS - BUDGET AND ACTUAL
FOR THE YEAR ENDED JUNE 30, 2019
(WITH COMPARATIVE ACTUAL AMOUNTS FOR THE YEAR ENDED JUNE 30, 2018)**

	2019			2018
	Budget	Actual	Variance	Actual
Increase (Decrease) in Cash and Cash Equivalents				
Cash Flows From Operating Activities:				
Cash received from other funds	\$ 7,190,116	\$ 7,111,913	\$ (78,203)	\$ 6,989,666
Cash received from others	50,000	379,214	329,214	178,094
Cash payments for personnel costs	(590,944)	(592,108)	(1,164)	(464,386)
Cash payments for services and supplies	(5,973,596)	(4,768,037)	1,205,559	(5,553,284)
Net Cash Provided (Used) by Operating Activities	675,576	2,130,982	1,455,406	1,150,090
Cash Flows From Noncapital and Related Financing Activities:				
Donations	1,500	1,500	-	-
Cash Flows From Investing Activities:				
Investment earnings	327,200	1,233,800	906,600	(34,226)
Net Increase (Decrease) in Cash and Cash Equivalents	1,004,276	3,366,282	2,362,006	1,115,864
Cash and Cash Equivalents, July 1	32,436,697	32,920,754	484,057	31,804,890
Cash and Cash Equivalents, June 30	\$ 33,440,973	\$ 36,287,036	\$ 2,846,063	\$ 32,920,754
Reconciliation of Operating Income (Loss) to Net Cash Provided (Used) by Operating Activities				
Operating income (loss)	\$ (1,126,424)	\$ 801,910	\$ 1,928,334	\$ 1,148,233
Adjustments to reconcile operating income (loss) to net cash provided (used) by operating activities:				
Change in assets and liabilities:				
(Increase) decrease in:				
Other assets	-	(3,267)	(3,267)	2,399
Change in liabilities:				
Increase (decrease) in:				
Accounts payable	-	(15,120)	(15,120)	(16,771)
Accrued salaries and benefits	-	4,156	4,156	697
Compensated absences	2,000	7,303	5,303	15,532
Pending claims	1,800,000	1,336,000	(464,000)	-
Total Adjustments	1,802,000	1,329,072	(472,928)	1,857
Net Cash Provided (Used) by Operating Activities	\$ 675,576	\$ 2,130,982	\$ 1,455,406	\$ 1,150,090

WASHOE COUNTY, NEVADA
HEALTH BENEFITS FUND
SCHEDULE OF REVENUES, EXPENSES AND CHANGES IN NET POSITION - BUDGET AND ACTUAL
FOR THE YEAR ENDED JUNE 30, 2019
(WITH COMPARATIVE ACTUAL AMOUNTS FOR THE YEAR ENDED JUNE 30, 2018)

	2019			2018
	Budget	Actual	Variance	Actual
Operating Revenues				
Charges for Services:				
Insurance premiums	\$ 53,235,021	\$ 51,541,324	\$ (1,693,697)	\$ 51,374,389
Miscellaneous:				
Other	1,900,000	2,394,457	494,457	3,509,790
Total Operating Revenues	55,135,021	53,935,781	(1,199,240)	54,884,179
Operating Expenses				
Salaries and wages	336,948	336,330	618	341,262
Employee benefits	184,247	186,567	(2,320)	173,471
Services and supplies	54,591,894	51,252,719	3,339,175	53,419,676
Total Operating Expenses	55,113,089	51,775,616	3,337,473	53,934,409
Operating Income (Loss)	21,932	2,160,165	2,138,233	949,770
Nonoperating Revenues (Expenses)				
Investment earnings	90,000	226,950	136,950	150,316
Net increase (decrease) in the fair value of investments	-	274,825	274,825	(156,608)
Federal grants	265,000	313,879	48,879	294,306
Other nonoperating revenue	-	17,429	17,429	72,709
Total Nonoperating Revenues (Expenses)	355,000	833,083	478,083	360,723
Change in Net Position	\$ 376,932	2,993,248	\$ 2,616,316	1,310,493
Net Position, July 1		10,858,281		9,547,788
Net Position, June 30		\$ 13,851,529		\$ 10,858,281

**WASHOE COUNTY, NEVADA
HEALTH BENEFITS FUND
SCHEDULE OF CASH FLOWS - BUDGET AND ACTUAL
FOR THE YEAR ENDED JUNE 30, 2019
(WITH COMPARATIVE ACTUAL AMOUNTS FOR THE YEAR ENDED JUNE 30, 2018)**

	2019			2018
	Budget	Actual	Variance	Actual
Increase (Decrease) in Cash and Cash Equivalents				
Cash Flows From Operating Activities:				
Cash received from customers	\$ 24,050,461	\$ 25,708,780	\$ 1,658,319	\$ 23,419,484
Cash received from other funds	31,084,560	25,766,252	(5,318,308)	26,566,993
Cash received from others	-	2,453,886	2,453,886	3,582,499
Cash payments for personnel costs	(518,195)	(514,208)	3,987	(482,406)
Cash payments for services and supplies	(53,416,594)	(51,016,238)	2,400,356	(52,440,213)
Net Cash Provided (Used) by Operating Activities	1,200,232	2,398,472	1,198,240	646,357
Cash Flows From Noncapital Financing Activities:				
Federal grants	265,000	313,879	48,879	294,306
Cash Flows From Investing Activities:				
Investment earnings (loss)	90,000	485,615	395,615	(21,551)
Net Increase (Decrease) in Cash and Cash Equivalents	1,555,232	3,197,966	1,642,734	919,112
Cash and Cash Equivalents, July 1	10,488,291	10,461,819	(26,472)	9,542,707
Cash and Cash Equivalents, June 30	\$ 12,043,523	\$ 13,659,785	\$ 1,616,262	\$ 10,461,819
Reconciliation of Operating Income (Loss) to Net Cash Provided (Used) by Operating Activities				
Operating income (loss)	\$ 21,932	\$ 2,160,165	\$ 2,138,233	\$ 949,770
Adjustments to reconcile operating income (loss) to net cash provided (used) by operating activities:				
Forfeited Flexible Spending Account contributions	-	8,616	8,616	7,306
Claim settlements and other reimbursements	-	8,813	8,813	65,403
Change in assets and liabilities:				
(Increase) decrease in:				
Accounts receivable	-	(125,134)	(125,134)	(1,384,932)
Due from other governments	-	95,913	95,913	-
Deposits	-	(11,081)	(11,081)	-
Increase (decrease) in:				
Accounts payable	-	329,562	329,562	(196,537)
Accrued salaries and benefits	-	1,552	1,552	3,638
Compensated absences	3,000	7,137	4,137	28,689
Other liabilities	-	4,929	4,929	(2,980)
Pending claims	1,175,300	(82,000)	(1,257,300)	1,176,000
Total Adjustments	1,178,300	238,307	(939,993)	(303,413)
Net Cash Provided (Used) by Operating Activities	\$ 1,200,232	\$ 2,398,472	\$ 1,198,240	\$ 646,357

WASHOE COUNTY, NEVADA
EQUIPMENT SERVICES FUND
SCHEDULE OF REVENUES, EXPENSES AND CHANGES IN NET POSITION - BUDGET AND ACTUAL
FOR THE YEAR ENDED JUNE 30, 2019
(WITH COMPARATIVE ACTUAL AMOUNTS FOR THE YEAR ENDED JUNE 30, 2018)

	2019			2018
	Budget	Actual	Variance	Actual
Operating Revenues				
Charges for Services:				
Equipment service billings	\$ 9,316,299	\$ 8,525,955	\$ (790,344)	\$ 8,775,376
Miscellaneous:				
Other	60,000	11,017	(48,983)	55,102
Total Operating Revenues	9,376,299	8,536,972	(839,327)	8,830,478
Operating Expenses				
Salaries and wages	1,468,754	1,421,877	46,877	1,397,923
Employee benefits	876,175	854,604	21,571	855,489
Services and supplies	4,091,841	4,052,442	39,399	4,248,508
Depreciation	1,750,000	1,887,897	(137,897)	1,868,894
Total Operating Expenses	8,186,770	8,216,820	(30,050)	8,370,814
Operating Income (Loss)	1,189,529	320,152	(869,377)	459,664
Nonoperating Revenues (Expenses)				
Investment earnings	106,600	85,544	(21,056)	67,446
Gain (loss) on asset disposition	200,000	154,499	(45,501)	220,874
Total Nonoperating Revenues (Expenses)	306,600	240,043	(66,557)	288,320
Income (Loss) Before Capital Contributions and Transfers	1,496,129	560,195	(935,934)	747,984
Capital Contributions				
Contributions from other funds	-	373,574	373,574	392,940
Transfers				
Utilities Fund	-	50,515	50,515	-
Total Transfers	-	50,515	50,515	-
Change in Net Position	\$ 1,496,129	984,284	\$ (511,845)	1,140,924
Net Position, July 1		14,901,779		13,760,855
Net Position, June 30		\$ 15,886,063		\$ 14,901,779

**WASHOE COUNTY, NEVADA
EQUIPMENT SERVICES FUND
SCHEDULE OF CASH FLOWS - BUDGET AND ACTUAL
FOR THE YEAR ENDED JUNE 30, 2019
(WITH COMPARATIVE ACTUAL AMOUNTS FOR THE YEAR ENDED JUNE 30, 2018)**

	2019			2018
	Budget	Actual	Variance	Actual
Increase (Decrease) in Cash and Cash Equivalents				
Cash Flows From Operating Activities:				
Cash received from other funds	\$ 9,316,299	\$ 8,525,955	\$ (790,344)	\$ 8,775,376
Cash received from others	60,000	11,017	(48,983)	55,102
Cash payments for personnel costs	(2,339,929)	(2,271,284)	68,645	(2,206,740)
Cash payments for services and supplies	(3,788,017)	(4,217,393)	(429,376)	(4,076,178)
Net Cash Provided (Used) by Operating Activities	3,248,353	2,048,295	(1,200,058)	2,547,560
Cash Flows From Capital and Related Financing Activities:				
Proceeds from asset disposition	200,000	155,210	(44,790)	222,857
*Acquisition of capital assets	(7,379,050)	(4,392,163)	2,986,887	(2,975,527)
Net Cash Provided (Used) by Capital and Related Financing Activities	(7,179,050)	(4,236,953)	2,942,097	(2,752,670)
Cash Flows From Investing Activities:				
**Equipment supply deposits	2,034,971	(129,401)	(2,164,372)	1,416,200
Net Cash Provided (Used) by Investing Activities	2,034,971	(129,401)	(2,164,372)	1,416,200
Net Increase (Decrease) in Cash and Cash Equivalents	(1,895,726)	(2,318,059)	(422,333)	1,211,090
Cash and Cash Equivalents, July 1	3,405,909	3,767,744	361,835	2,556,654
Cash and Cash Equivalents, June 30	\$ 1,510,183	\$ 1,449,685	\$ (60,498)	\$ 3,767,744

(CONTINUED)

**WASHOE COUNTY, NEVADA
EQUIPMENT SERVICES FUND
SCHEDULE OF CASH FLOWS - BUDGET AND ACTUAL
FOR THE YEAR ENDED JUNE 30, 2019
(WITH COMPARATIVE ACTUAL AMOUNTS FOR THE YEAR ENDED JUNE 30, 2018)**

	<u>2019</u>			<u>2018</u>
	<u>Budget</u>	<u>Actual</u>	<u>Variance</u>	<u>Actual</u>
Reconciliation of Operating Income (Loss) to Net Cash Provided (Used) by Operating Activities				
Operating income (loss)	\$ 1,189,529	\$ 320,152	\$ (869,377)	\$ 459,664
Adjustments to reconcile operating income (loss) to net cash provided (used) by operating activities:				
Depreciation	1,750,000	1,887,897	137,897	1,868,894
Imputed rental expense	106,600	85,544	(21,056)	67,446
Change in assets and liabilities:				
(Increase) decrease in:				
Inventory	-	39,991	39,991	(50,191)
Prepaid lease expense	197,224	(186,087)	(383,311)	87,428
Increase (decrease) in:				
Accounts payable	-	(104,295)	(104,295)	67,513
Accrued salaries and benefits	-	5,436	5,436	7,012
Compensated absences	5,000	(239)	(5,239)	39,660
Due to other governments	-	(104)	(104)	134
Total Adjustments	<u>2,058,824</u>	<u>1,728,143</u>	<u>(330,681)</u>	<u>2,087,896</u>
Net Cash Provided (Used) by Operating Activities	<u>\$ 3,248,353</u>	<u>\$ 2,048,295</u>	<u>\$ (1,200,058)</u>	<u>\$ 2,547,560</u>
*Acquisition of Capital Assets Financed by Cash				
Capital transferred from other funds	\$ 7,379,050	\$ 4,392,163	\$ 2,986,887	\$ 2,975,527
Capital Assets value acquisition correction	-	424,089	(424,089)	392,940
Increase (decrease) in accounts payable	-	-	-	113,548
	<u>-</u>	<u>20,458</u>	<u>(20,458)</u>	<u>(57,692)</u>
Total Acquisition of Capital Assets	<u>\$ 7,379,050</u>	<u>\$ 4,836,710</u>	<u>\$ 2,542,340</u>	<u>\$ 3,424,323</u>



FIDUCIARY FUNDS

FIDUCIARY FUNDS

Fiduciary funds are used to account for assets held in a trustee or agency capacity for others and cannot be used to support the County's own programs.

Agency Funds:

Intergovernmental

Accounts for taxes and fees, such as property tax, sales tax, consolidated tax, fuel tax, and fines collected by the County on behalf of local governments.

Public Guardian/Administrator Trust Funds

Accounts for assets belonging to wards of the Public Guardian and unclaimed assets of decedents.

Court Trust

Accounts for District Court cash bonds.

Payroll Revolving

Accounts for payment of payroll and payroll deductions such as income tax withholding, insurance deductions, credit union deductions, etc.

Treasurer Unapportioned

Accounts for other local governments' share of unapportioned property taxes.

Washoe County School District Fund

Accounts for assets held on behalf of the Washoe County School District.

Sheriff's Trust

Accounts for the commissary fund, inmate fund, and other miscellaneous funds administered by the County Sheriff's Department.

Children's Trust Fund

Accounts for monies received from social security, insurance, child support or other sources on behalf of children receiving welfare services.

May Foundation Building Trust

Accounts for assets held on behalf of the Wilbur May Foundation.

Senior Services Trust

Accounts for social security benefits of senior citizen clients for which Washoe County serves as representative payee.

Financial Assurances

Accounts for assets held by the County as performance guarantees.

Western Regional Water Commission

Accounts for the assets of the Western Regional Water Commission arising from the collection of water planning fees from regional water customers.

Other Agencies

Accounts for assets held for special districts and boards and other miscellaneous agencies.

**WASHOE COUNTY, NEVADA
AGENCY FUNDS
COMBINING STATEMENT OF CHANGES IN ASSETS AND LIABILITIES
FOR THE YEAR ENDED JUNE 30, 2019**

	<u>Balance</u> <u>July 1, 2018</u>	<u>Additions</u>	<u>Deductions</u>	<u>Balance</u> <u>June 30, 2019</u>
Intergovernmental				
Assets:				
Cash and investments	\$ 10,526,562	\$ 328,703,309	\$ 329,249,452	\$ 9,980,419
Due from other governments	3,367	7,266	6,911	3,722
Property taxes receivable	<u>1,780,827</u>	<u>475,872,596</u>	<u>475,731,428</u>	<u>1,921,995</u>
Total Assets	<u>\$ 12,310,756</u>	<u>\$ 804,583,171</u>	<u>\$ 804,987,791</u>	<u>\$ 11,906,136</u>
Liabilities:				
Due to other governments	<u>\$ 12,310,756</u>	<u>\$ 804,583,171</u>	<u>\$ 804,987,791</u>	<u>\$ 11,906,136</u>
Public Guardian/Administrator Trust Funds				
Assets:				
Cash and investments	<u>\$ 5,620,232</u>	<u>\$ 7,906,395</u>	<u>\$ 6,639,157</u>	<u>\$ 6,887,470</u>
Liabilities:				
Due to others	<u>\$ 5,620,232</u>	<u>\$ 7,906,395</u>	<u>\$ 6,639,157</u>	<u>\$ 6,887,470</u>
Court Trust				
Assets:				
Cash and investments	<u>\$ 3,588,903</u>	<u>\$ 11,192,290</u>	<u>\$ 9,464,681</u>	<u>\$ 5,316,512</u>
Liabilities:				
Due to others	<u>\$ 3,588,903</u>	<u>\$ 11,192,290</u>	<u>\$ 9,464,681</u>	<u>\$ 5,316,512</u>
Payroll Revolving				
Assets:				
Cash and investments	<u>\$ 7,513,594</u>	<u>\$ 317,354,701</u>	<u>\$ 319,728,590</u>	<u>\$ 5,139,705</u>
Liabilities:				
Due to others	<u>\$ 7,513,594</u>	<u>\$ 317,354,701</u>	<u>\$ 319,728,590</u>	<u>\$ 5,139,705</u>
Treasurer Unapportioned				
Assets:				
Cash and investments	\$ 1,162,458	\$ 571,200,471	\$ 570,491,935	\$ 1,870,994
Accounts receivable	9,354	1,197,841	1,192,457	14,738
Total Assets	<u>\$ 1,171,812</u>	<u>\$ 572,398,312</u>	<u>\$ 571,684,392</u>	<u>\$ 1,885,732</u>
Liabilities:				
Due to other governments	<u>\$ 1,171,812</u>	<u>\$ 572,398,312</u>	<u>\$ 571,684,392</u>	<u>\$ 1,885,732</u>
Washoe County School District Debt and Sales Tax				
Assets:				
Property taxes receivable	<u>\$ 343,506</u>	<u>\$ 104,889,017</u>	<u>\$ 104,838,093</u>	<u>\$ 394,430</u>
Liabilities:				
Due to other governments	<u>\$ 343,506</u>	<u>\$ 104,889,017</u>	<u>\$ 104,838,093</u>	<u>\$ 394,430</u>

(CONTINUED)

WASHOE COUNTY, NEVADA
AGENCY FUNDS
COMBINING STATEMENT OF CHANGES IN ASSETS AND LIABILITIES
FOR THE YEAR ENDED JUNE 30, 2019

	<u>Balance</u> <u>July 1, 2018</u>	<u>Additions</u>	<u>Deductions</u>	<u>Balance</u> <u>June 30, 2019</u>
Sheriff's Trust				
Assets:				
Cash and investments	\$ 1,748,801	\$ 10,997,263	10,426,181	\$ 2,319,883
Liabilities:				
Due to others	\$ 1,748,801	\$ 10,997,263	\$ 10,426,181	\$ 2,319,883
Children's Trust Fund				
Assets:				
Cash and investments	\$ 191,992	\$ 925,755	\$ 853,475	\$ 264,272
Liabilities:				
Due to others	\$ 191,992	\$ 925,755	\$ 853,475	\$ 264,272
May Foundation Building Trust				
Assets:				
Cash and investments	\$ 339,533	\$ 367,035	\$ 356,463	\$ 350,105
Liabilities:				
Due to others	\$ 339,533	\$ 367,035	\$ 356,463	\$ 350,105
Senior Services Trust				
Assets:				
Cash and investments	\$ 8,810	\$ 4,001	\$ 9,006	\$ 3,805
Liabilities:				
Due to others	\$ 8,810	\$ 4,001	\$ 9,006	\$ 3,805
Financial Assurances				
Assets:				
Cash and investments	\$ 544,054	\$ 57,369	\$ 255,088	\$ 346,335
Financial assurances	45,082,228	17,812,607	32,056,324	30,838,511
Total Assets	\$ 45,626,282	\$ 17,869,976	\$ 32,311,412	\$ 31,184,846
Liabilities:				
Due to others	\$ 45,626,282	\$ 17,869,976	\$ 32,311,412	\$ 31,184,846
Western Regional Water Commission				
Assets:				
Accounts receivable	\$ 357,907	\$ 373,715	356,805	\$ 374,817
Liabilities:				
Due to others	\$ 357,907	\$ 373,715	\$ 356,805	\$ 374,817
Other Agencies				
Assets:				
Cash and investments	\$ 3,785	\$ 3,771	\$ 2,017	\$ 5,539
Due from other governments	581,721	-	581,721	-
Total Assets	\$ 585,506	\$ 3,771	\$ 583,738	\$ 5,539
Liabilities:				
Due to others	\$ 585,506	\$ 3,771	\$ 583,738	\$ 5,539

(CONTINUED)

WASHOE COUNTY, NEVADA
AGENCY FUNDS
COMBINING STATEMENT OF CHANGES IN ASSETS AND LIABILITIES
FOR THE YEAR ENDED JUNE 30, 2019

	<u>Balance</u> <u>July 1, 2018</u>	<u>Additions</u>	<u>Deductions</u>	<u>Balance</u> <u>June 30, 2019</u>
Totals, Agency Funds				
Assets:				
Cash and investments	\$ 31,248,724	\$ 1,248,712,360	\$ 1,247,476,045	\$ 32,485,039
Financial assurances	45,082,228	17,812,607	32,056,324	30,838,511
Accounts receivable	367,261	1,571,556	1,549,262	389,555
Property taxes receivable	2,124,333	580,761,613	580,569,521	2,316,425
Due from other governments	585,088	7,266	588,632	3,722
Total Assets	<u>\$ 79,407,634</u>	<u>\$ 1,848,865,402</u>	<u>\$ 1,862,239,784</u>	<u>\$ 66,033,252</u>
Liabilities:				
Due to others	<u>\$ 79,407,634</u>	<u>\$ 1,848,865,402</u>	<u>\$ 1,862,239,784</u>	<u>\$ 66,033,252</u>



STATISTICAL SECTION
(unaudited)

STATISTICAL SECTION

This part of the County's Comprehensive Annual Financial Report presents detailed information as a context for understanding what the information in the Management's Discussion and Analysis, financial statements and note disclosures, says about the government's overall financial health.

Schedules

Financial Trends

These schedules contain trend information to help the reader understand how the County's financial performance and well-being have changed over time. 1.1 – 1.5

Revenue Capacity

These schedules contain information to help the reader assess the County's most significant local revenue source, ad valorem taxes. 2.1 – 2.4

Debt Capacity

These schedules present information to help the reader assess the affordability of the County's current levels of outstanding debt and the County's ability to issue additional debt in the future. 3.1 – 3.4

Demographic and Economic Information

These schedules offer demographic and economic indicators to help the reader understand the environment within which the County's financial activities take place. 4.1 – 4.2

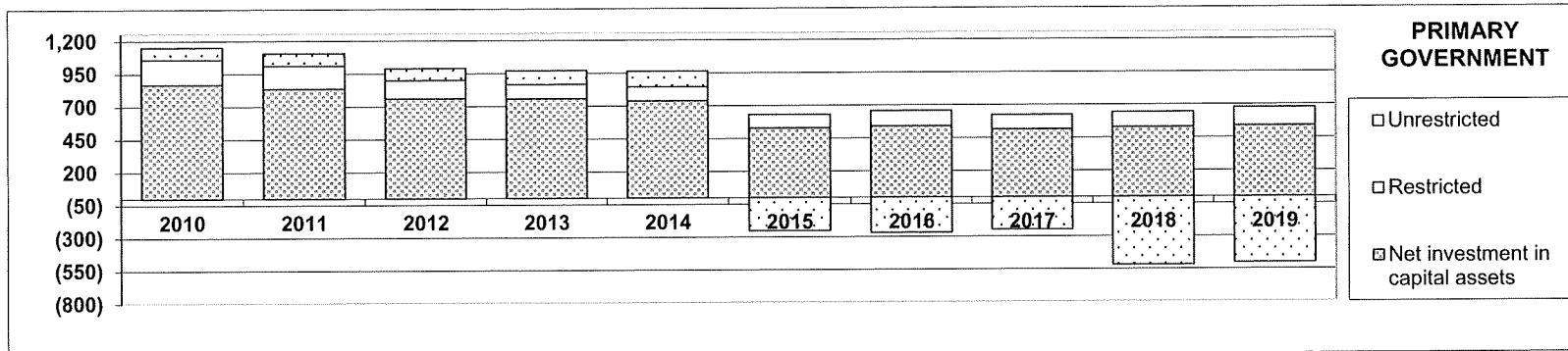
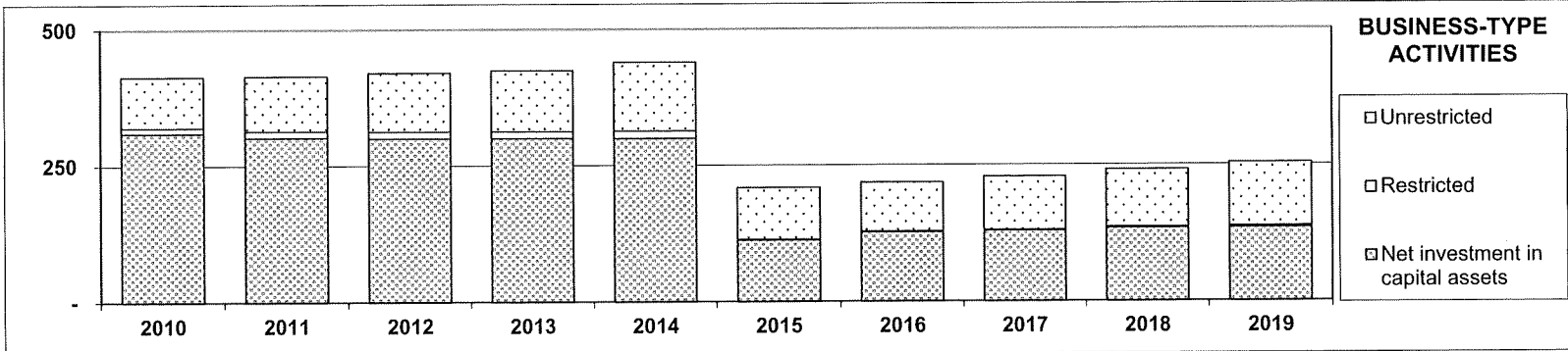
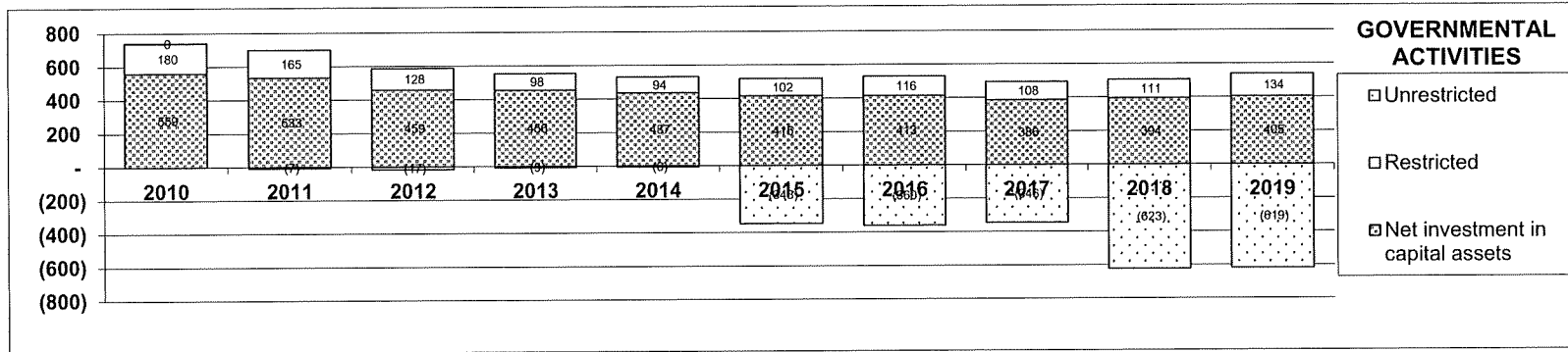
Operating Information

These schedules contain service and capital asset data to help the reader understand how the information in the County's financial report relates to the services provided and the activities performed. 5.1 – 5.3

Sources:

Unless otherwise noted, the information in these schedules is derived from the Comprehensive Annual Financial Reports for the relevant year.

WASHOE COUNTY, NEVADA
 NET POSITION TREND BY COMPONENT LAST TEN FISCAL YEARS
 (AMOUNTS EXPRESSED IN THOUSANDS)



WASHOE COUNTY, NEVADA
NET POSITION BY COMPONENT LAST TEN FISCAL YEARS
(AMOUNTS EXPRESSED IN THOUSANDS)

	Fiscal Year Ended June 30,									
	2010	2011	2012 ⁵	2013	2014	2015 ⁸	2016	2017	2018 ⁹	2019
Governmental Activities ⁶										
Net investment in capital assets ¹	\$ 559,117	\$ 533,468	\$ 459,302	\$ 455,643	\$ 437,044	\$ 415,132	\$ 412,863	\$ 385,853	\$ 394,493	\$ 404,947
Restricted	179,707	164,800	128,284	98,124	94,056	102,385	116,440	107,899	111,377	133,879
Unrestricted ²	462	(7,038)	(17,395)	(8,579)	(6,492)	(347,987)	(360,030)	(346,079)	(623,439)	(619,038)
Total Governmental Activities Net Position	<u>\$ 739,286</u>	<u>\$ 691,230</u>	<u>\$ 570,191</u>	<u>\$ 545,188</u>	<u>\$ 524,608</u>	<u>\$ 169,530</u>	<u>\$ 169,273</u>	<u>\$ 147,673</u>	<u>\$ (117,569)</u>	<u>\$ (80,212)</u>
Business-type Activities⁷										
Net investment in capital assets ¹	\$ 310,154	\$ 301,997	\$ 300,261	\$ 300,163	\$ 299,618	\$ 112,543	\$ 126,705	\$ 128,947	\$ 133,532	\$ 134,143
Restricted ³	10,004	11,875	12,804	12,801	13,461	1,234	1,122	1,151	2,157	3,027
Unrestricted	93,616	100,843	107,298	111,894	126,597	95,088	90,505	98,187	105,278	116,673
Total Business-type Activities Net Position	<u>\$ 413,774</u>	<u>\$ 414,715</u>	<u>\$ 420,363</u>	<u>\$ 424,858</u>	<u>\$ 439,676</u>	<u>\$ 208,865</u>	<u>\$ 218,332</u>	<u>\$ 228,285</u>	<u>\$ 240,967</u>	<u>\$ 253,843</u>
Primary Government										
Net investment in capital assets ¹	\$ 869,271	\$ 835,465	\$ 759,563	\$ 755,806	\$ 736,662	\$ 527,675	\$ 539,568	\$ 514,800	\$ 528,025	\$ 539,090
Restricted	189,711	176,675	141,088	110,925	107,517	103,619	117,562	109,050	113,534	136,906
Unrestricted	94,078	93,805	89,903	103,315	120,105	(252,899)	(269,525)	(247,892)	(518,161)	(502,365)
Total Primary Government Net Position ⁴	<u>\$ 1,153,060</u>	<u>\$ 1,105,945</u>	<u>\$ 990,554</u>	<u>\$ 970,046</u>	<u>\$ 964,284</u>	<u>\$ 378,395</u>	<u>\$ 387,605</u>	<u>\$ 375,958</u>	<u>\$ 123,398</u>	<u>\$ 173,631</u>

Information is presented on the accrual basis of accounting.

¹ Capital Assets include land, intangibles, infrastructure, construction in progress, buildings and improvements, equipment and software. In fiscal year 2010, the County implemented GASB 51 for intangible assets which resulted in accounting changes for assets previously capitalized. Net position for fiscal year 2009 has been restated for this change.

² Negative unrestricted net position in fiscal year 2011 resulted from OPEB and property tax refund liabilities in excess of unrestricted resources. In 2012 and 2013, the negative balance includes bonded debt liability of \$19 million for capital assets transferred to a local joint powers authority for flood management. In 2018, GASB 75 went into effect. This change made governmental entities recognize "other post employment benefits" on the financials.

³ The decrease in restricted net position in fiscal year 2015 was due to the sale of the water resource division.

⁴ Accounting standards require that net position be reported in three components in the financial statements: net investment in capital assets; restricted; and unrestricted. Net position is considered restricted only when an external party, such as grantors, contributors, state or federal government, places a restriction on how resources may be used, or through enabling legislation enacted by the County.

⁵ The decrease in governmental net position in 2012 includes \$50 million in capital assets and \$17.8 million in restricted funds transferred to a local joint powers authority for flood management.

⁶ Fiscal years 2009-2011 include amounts for Sierra and/or Truckee Meadows Fire Protection Districts. Fiscal year 2012 has been restated to exclude these component units that are now discretely presented.

⁷ Business-type activity amounts have been restated to remove South Truckee Meadows General Improvement District (STMGID). Effective FY13, STMGID is no longer a component unit of the County.

⁸ Total Governmental Activities Net Position was reduced due to the recognition of GASB 68 in FY2015. Total Business-type Activities Net Position was impacted by the transfer of the Washoe County water resource division to Truckee Meadows Water Authority (TMWA) during FY2015.

⁹ Total Governmental Activities Net Position was reduced due to the recognition of GASB 75 in FY2018.

WASHOE COUNTY, NEVADA
 CHANGES IN NET POSITION LAST TEN FISCAL YEARS
 (AMOUNTS EXPRESSED IN THOUSANDS)

	2010	2011	2012	2013	2014	2015	2016	2017	2018	2019
Expenses										
Governmental Activities										
General government	\$ 103,576	\$ 120,606	\$ 107,954	\$ 85,898	\$ 80,958	\$ 85,674	\$ 100,763	\$ 89,304	\$ 85,803	\$ 85,657
Judicial	57,896	55,394	55,469	57,573	59,317	59,055	62,341	72,190	77,136	76,304
Public safety	155,600	149,376	125,573	138,149	137,584	141,623	144,615	165,745	168,377	177,010
Public works	39,309	39,447	39,675	37,188	48,420	49,794	50,188	49,151	45,124	37,197
Health and sanitation	22,749	22,826	18,429	18,785	18,384	18,901	18,607	21,217	22,159	22,693
Welfare	66,764	69,506	68,137	66,370	65,651	68,457	73,678	82,507	88,059	84,459
Culture and recreation	27,993	27,850	24,989	23,614	21,803	18,729	19,320	23,857	24,470	23,299
Community support	1,736	303	309	343	178	186	198	330	255	180
Interest on long-term debt	8,984	8,505	7,174	7,349	5,525	6,252	6,721	5,500	5,657	5,142
Total Governmental Activities Expenses	484,607	493,813	447,709	435,269	437,820	448,671	476,431	509,801	517,040	511,941
Business-type Activities^{2,3}										
Utilities ¹	29,541	28,451	30,029	30,844	28,300	22,889	11,511	11,215	11,981	19,274
Golf courses	1,893	2,070	874	979	952	955	945	454	268	281
Building permits	1,207	1,324	1,372	1,329	1,357	1,603	1,700	2,102	2,313	2,807
Total Business-type Activities Expenses	32,641	31,845	32,275	33,152	30,609	25,447	14,156	13,771	14,562	22,362
Total Primary Government Expenses	\$ 517,248	\$ 525,658	\$ 479,984	\$ 468,421	\$ 468,429	\$ 474,118	\$ 490,587	\$ 523,572	\$ 531,602	\$ 534,303
Program Revenues										
Governmental Activities										
Charges for Services										
General government	\$ 22,920	\$ 33,139	\$ 32,902	\$ 31,306	\$ 27,106	\$ 28,618	\$ 32,878	\$ 32,600	\$ 34,215	\$ 35,424
Judicial	9,376	10,309	10,056	10,412	9,904	9,386	9,465	10,145	9,976	9,134
Public safety	15,141	14,367	13,075	15,311	16,205	15,763	16,860	17,027	18,436	21,750
Other	14,658	13,912	10,061	10,521	15,261	24,280	21,517	23,707	27,220	21,641
Operating grants, interest and contributions	55,842	60,660	64,561	63,432	57,083	55,602	60,753	60,503	65,595	77,323
Capital grants, interest and contributions	17,467	7,157	25,205	7,413	12,245	9,378	20,716	16,573	21,990	14,791
Total Governmental Activities	135,404	139,544	155,860	138,395	137,804	143,027	162,189	160,555	177,432	180,063
Business-type Activities^{2,3}										
Charges for Services										
Utilities	27,382	29,274	30,466	31,539	32,287	23,595	14,374	15,008	15,678	17,450
Golf courses	1,720	1,944	1,090	1,037	854	1,424	1,374	(914)	185	184
Building permits	1,018	1,137	1,401	1,724	2,491	2,792	2,890	3,024	3,605	3,696
Operating grants, interest and contributions	49	123	94	449	112	7	11	109	911	3,758

(CONTINUED)

WASHOE COUNTY, NEVADA
CHANGES IN NET POSITION LAST TEN FISCAL YEARS
(AMOUNTS EXPRESSED IN THOUSANDS)

	2010	2011	2012	2013	2014	2015	2016	2017	2018	2019
Business-type Activities (continued)										
Capital grants, interest and contributions	\$ 5,040	\$ 4,286	\$ 1,921	\$ 4,448	\$ 8,107	\$ 5,438	\$ 4,508	\$ 6,447	\$ 11,809	\$ 9,764
Total Business-type Activities										
Program Revenues	35,209	36,764	34,972	39,197	43,851	33,256	23,157	23,674	32,188	34,852
Total Primary Government										
Program Revenues	\$ 170,613	\$ 176,308	\$ 190,832	\$ 177,592	\$ 181,655	\$ 176,283	\$ 185,346	\$ 184,229	\$ 209,620	\$ 214,915
Net (Expense)/Revenue										
Governmental activities	\$ (349,203)	\$ (354,269)	\$ (291,849)	\$ (296,874)	\$ (300,016)	\$ (305,644)	\$ (314,242)	\$ (349,246)	\$ (339,608)	\$ (331,878)
Business-type activities	2,568	4,919	2,697	6,045	13,242	7,809	9,001	9,903	17,626	12,490
Total Primary Government										
Net (Expense) Revenue	\$ (346,635)	\$ (349,350)	\$ (289,152)	\$ (290,829)	\$ (286,774)	\$ (297,835)	\$ (305,241)	\$ (339,343)	\$ (321,982)	\$ (319,388)
General Revenues and Other Changes in Net Position Governmental Activities										
Taxes and Intergovernmental										
Ad valorem	\$ 220,530	\$ 201,469	\$ 172,540	\$ 167,294	\$ 168,009	\$ 175,981	\$ 183,821	\$ 188,474	\$ 196,142	\$ 205,759
Consolidated	74,119	74,985	70,985	75,489	80,809	88,435	95,605	100,336	111,301	116,837
Other intergovernmental	19,114	19,791	18,840	18,530	19,832	21,414	22,935	24,374	26,861	28,119
Unrestricted investment earnings	4,944	2,153	3,403	174	1,594	1,927	2,747	158	917	4,958
Other	9,658	10,037	9,045	8,934	8,981	11,109	8,877	12,649	9,902	9,934
Extraordinary/special items	-	-	(67,832)	-	-	-	-	-	-	-
Transfers	(5)	(2,222)	(45)	1,450	211	-	-	-	-	-
Total Governmental Activities	328,360	306,213	206,936	271,871	279,436	298,866	313,985	325,991	345,123	365,607
Business-type Activities^{2,3}										
Unrestricted investment earnings	3,121	1,924	3,040	(100)	1,591	1,011	1,667	-	1	386
Other	-	(62)	-	-	-	-	(150)	50	-	-
Extraordinary/special items ⁴	(3,858)	(8,061)	-	-	-	(235,202)	-	-	-	-
Transfers	5	2,222	45	(1,450)	(211)	-	-	-	-	-
Total Business-type Activities	(732)	(3,977)	3,085	(1,550)	1,380	(234,191)	1,517	50	1	386
Total Primary Government										
General Revenues and Other Changes	\$ 327,628	\$ 302,236	\$ 210,021	\$ 270,321	\$ 280,816	\$ 64,675	\$ 315,502	\$ 326,041	\$ 345,124	\$ 365,993
Change in Net Position										
Governmental activities	\$ (20,843)	\$ (48,056)	\$ (84,913)	\$ (25,003)	\$ (20,580)	\$ (6,778)	\$ (257)	\$ (23,255)	\$ 5,515	\$ 33,729
Business-type activities	1,836	942	5,782	4,495	14,622	(226,382)	10,518	9,953	17,627	12,876
Total Primary Government										
Change in Net Position	\$ (19,007)	\$ (47,114)	\$ (79,131)	\$ (20,508)	\$ (5,958)	\$ (233,160)	\$ 10,261	\$ (13,302)	\$ 23,142	\$ 46,605

Note: Information is presented on the accrual basis of accounting.

- 1 Fiscal years 2010-2011 include amounts for Sierra and/or Truckee Meadows FPDs. Fiscal year 2012 has been restated to exclude these component units that are now discretely presented.
- 2 Business-type activity amounts are restated to remove South Truckee Meadows General Improvement District (STMGID). Effective FY13, STMGID is no longer a component unit of the County.
- 3 Fiscal year 2013 has been restated as a result of a reorganization which formed the Community Services Department. Certain expenditures were reclassified to different functions to better reflect activities within the General Government and Public Works functions.
- 4 In 2015, Washoe County Water Resources was transferred to Truckee Meadows Water Authority.

**WASHOE COUNTY, NEVADA
FUND BALANCES, GOVERNMENTAL FUNDS LAST TEN FISCAL YEARS
(AMOUNTS EXPRESSED IN THOUSANDS)**

	Fiscal Year Ended June 30,									
	2010	2011 ¹	2012	2013	2014	2015	2016	2017	2018	2019
General Fund										
Reserved	\$ 750	\$ -	\$ -	\$ -	\$ -	\$ -	\$ -	\$ -	\$ -	\$ -
Unreserved	31,173	-	-	-	-	-	-	-	-	-
Nonspendable	-	304	1	-	19	163	157	38	-	2
Restricted	-	760	750	801	792	766	879	750	3,494	3,754
Committed	-	5,277	4,718	4,598	4,519	3,229	4,722	3,191	169	806
Assigned ⁵	-	8,641	6,009	6,727	1,107	1,765	2,735	1,551	1,402	2,680
Unassigned ⁶	-	23,789	24,845	26,908	40,170	45,377	44,946	45,041	51,991	66,658
Total General Fund	31,923	38,771	36,323	39,034	46,607	51,300	53,439	50,571	57,056	73,900
All Other Governmental Funds⁴										
Reserved	57,274	-	-	-	-	-	-	-	-	-
Unreserved, reported in:										
Special Revenue Funds ²	56,236	-	-	-	-	-	-	-	-	-
Capital Projects Funds	42,385	-	-	-	-	-	-	-	-	-
Nonspendable	-	112	67	75	39	59	55	66	8	25
Restricted	-	114,048	96,853	75,788	72,526	73,335	87,189	74,466	73,863	89,537
Committed	-	19,816	17,808	18,167	13,273	15,636	17,231	28,827	25,665	24,785
Assigned	-	143	3,559	5,076	7,482	10,303	9,002	5,011	10,814	10,610
Unassigned	-	-	(123)	(258)	(418)	(278)	(249)	-	(495)	(357)
Total All Other Governmental Funds³	155,895	134,119	118,164	98,848	92,902	99,055	113,228	108,370	109,855	124,600
Total All Governmental Funds	\$ 187,818	\$ 172,890	\$ 154,487	\$ 137,882	\$ 139,509	\$ 150,355	\$ 166,667	\$ 158,941	\$ 166,911	\$ 198,500

Note: Information is presented on the modified accrual basis of accounting.

¹ Fund balances for fiscal year 2011 through 2019 have been classified in accordance with new GASB 54 fund balance reporting standards.

² The increase in special revenue fund balances in fiscal year 2008 was due to \$1,279 from capital projects and \$6,595 from business-type funds being reclassified to special revenue funds.

³ The decrease in other governmental fund balances in 2011 included \$10.6 million for early extinguishment of debt and \$3.9 million paid to the County's OPEB Trust. The decrease in fiscal year 2012 was primarily due to the payment of \$17.8 million to the Truckee River Flood Management Authority, a joint powers authority. Fluctuations in all other governmental fund balances primarily reflect financing, construction in progress and completion of large capital projects.

⁴ Fiscal years 2010 to 2012 have been restated to remove TMFPD and SFPD, component units that were reclassified from blended to discretely presented in 2013.

⁵ The increase in General Fund assigned fund balance from fiscal year 2014 to fiscal year 2015 was due to an increase in encumbrance carry forwards totalling \$758 thousand in fiscal year 2014.

⁶ The increase in unassigned fund balance for the General Fund from fiscal year 2014 to fiscal year 2015 is due to an increase in revenue from Ad Valorem Taxes, Consolidated Taxes and Charges for Services and the County receiving \$2.0 million of proceeds from the disposition of assets. Increase from fiscal year 2018 to fiscal year 2019 is an increase in revenue from Ad Valorem Taxes, Consolidated Taxes and Charges for Services.

53

WASHOE COUNTY, NEVADA
CHANGES IN FUND BALANCES, GOVERNMENTAL FUNDS LAST TEN FISCAL YEARS
(AMOUNTS EXPRESSED IN THOUSANDS)

Fiscal Year Ended June 30,

	2010	2011	2012	2013	2014	2015	2016	2017	2018	2019
Revenues										
Taxes	\$ 204,577	\$ 190,232	\$ 178,395	\$ 170,260	\$ 170,915	\$ 177,313	\$ 185,688	\$ 190,912	\$ 199,173	\$ 208,774
Licenses and permits	10,655	9,713	9,183	9,501	9,936	9,941	10,337	12,242	13,297	14,886
Intergovernmental revenues	149,258	155,018	162,361	170,082	168,204	179,392	187,816	195,433	218,977	224,142
Charges for services	27,940	28,247	26,254	33,530	35,694	38,893	39,543	37,350	39,561	42,281
Fines and forfeits	10,563	10,996	9,999	10,528	10,490	9,963	9,326	10,427	11,016	10,053
Miscellaneous	14,354	9,902	13,399	6,915	10,981	11,606	19,495	16,794	18,884	18,553
Total Revenues	417,347	404,108	399,591	400,816	406,220	427,108	452,205	463,158	500,908	518,689
Expenditures										
Current										
General government ¹	124,146	61,386	84,484	62,493	50,210	55,362	57,142	44,717	45,304	47,950
Judicial	53,874	53,667	53,818	54,214	55,637	56,745	61,263	70,061	73,473	75,524
Public safety	120,544	118,455	121,656	131,732	128,364	135,821	141,496	157,332	163,628	169,405
Public works	14,654	14,110	14,759	15,568	26,124	30,438	34,491	29,214	28,986	29,332
Health and sanitation	20,459	19,366	17,659	20,558	21,558	21,491	21,201	22,569	23,259	24,091
Welfare	63,705	66,408	69,045	65,639	69,364	68,372	81,454	89,881	94,801	91,582
Culture and recreation	21,203	20,417	19,474	18,859	18,201	18,688	17,512	17,894	19,226	19,167
Community support	1,733	305	309	343	178	214	195	327	252	177
Intergovernmental	19,059	16,981	8,243	8,447	8,790	8,943	9,442	9,612	10,144	10,483
Capital outlay	9,180	16,682	23,390	21,355	12,571	10,914	9,313	20,559	21,182	7,847
Debt Service										
Principal	15,380	22,825	37,114	21,689	7,943	9,094	33,388	9,592	7,854	16,358
Interest	9,400	8,532	7,588	7,090	5,627	5,299	5,174	4,603	4,355	4,311
Other	585	182	645	796	98	71	875	75	530	132
Total Expenditures	473,922	419,316	458,184	428,783	404,665	421,452	472,946	476,436	492,994	496,359
Excess (Deficiency) of Revenues										
Over (Under) Expenditures	(56,575)	(15,208)	(58,593)	(27,967)	1,555	5,656	(20,741)	(13,278)	7,914	22,330

(CONTINUED)

WASHOE COUNTY, NEVADA
CHANGES IN FUND BALANCES, GOVERNMENTAL FUNDS LAST TEN FISCAL YEARS
(AMOUNTS EXPRESSED IN THOUSANDS)

	Fiscal Year Ended June 30,									
	2010	2011	2012	2013	2014	2015	2016	2017	2018	2019
Other Financing Sources (Uses)										
Debt issued	\$ -	\$ -	\$ 38,518	\$ 46,919	\$ -	\$ -	\$ 33,438	\$ -	\$ -	\$ 8,359
Debt premium (discount)	-	-	-	-	-	-	2,784	-	-	-
Proceeds from asset disposition	1,561	38	178	49	33	2,021	831	19	50	11
Proceeds from insurance recoveries	-	-	-	-	40	-	-	-	6	1
Proceeds from sale of water rights	-	-	-	-	-	-	-	2,895	-	-
Refunding payment to escrow agent	-	-	-	(37,391)	-	-	-	-	-	-
Transfers in	42,793	38,374	54,590	34,103	30,676	31,025	34,606	49,998	54,662	60,299
Transfers out	(47,883)	(38,132)	(35,309)	(32,318)	(30,676)	(33,856)	(34,606)	(49,998)	(54,662)	(60,299)
Total Other Financing Sources (Uses)	(3,529)	280	57,977	11,362	73	(810)	37,053	2,914	56	8,371
Special Item ²	-	-	(17,787)	-	-	6,000	-	-	-	-
Net Change in Fund Balances	\$ (60,104)	\$ (14,928)	\$ (18,403)	\$ (16,605)	\$ 1,628	\$ 10,846	\$ 16,312	\$ (10,364)	\$ 7,970	\$ 30,701
Debt Service as a Percentage of Noncapital Expenditures	6%	11%	6%	3%	3%	9%	3%	3%	3%	4%

Note: Information is presented on the modified accrual basis of accounting.

¹ General government expenditures in fiscal year 2010 included \$73 million paid to the County's OPEB trust.

² The special item in fiscal year 2012 was payment to the Truckee Meadows Flood Management Authority, a joint powers authority and In 2015 a State Settlement of AB595 and AB543 of \$6.0 million.

WASHOE COUNTY, NEVADA
TAX REVENUES BY SOURCE, GOVERNMENTAL FUNDS LAST TEN FISCAL YEARS
(AMOUNTS EXPRESSED IN THOUSANDS)

	Fiscal Year Ended June 30,										Change, 2010-2019
	2010	2011	2012	2013	2014	2015	2016	2017	2018	2019	
Ad valorem ¹	\$ 202,122	\$ 187,709	\$ 173,849	\$ 167,698	\$ 168,571	\$ 174,116	\$ 183,051	\$ 188,474	\$ 195,947	\$ 205,595	1.7%
Residential construction ²	29	48	68	132	215	246	310	319	443	516	1679.3%
Special assessment ³	508	383	3,053	933	676	1,374	650	625	618	545	7.3%
Car rental fee	1,142	1,256	1,152	1,196	1,142	1,225	1,264	1,355	1,701	1,614	41.3%
Room tax	265	275	272	300	311	351	413	456	464	504	90.2%
Motor vehicle fuel tax ⁴	511	561	-	-	-	-	-	-	-	-	n/a
	<u>\$ 204,577</u>	<u>\$ 190,232</u>	<u>\$ 178,394</u>	<u>\$ 170,259</u>	<u>\$ 170,915</u>	<u>\$ 177,312</u>	<u>\$ 185,688</u>	<u>\$ 191,229</u>	<u>\$ 199,173</u>	<u>\$ 208,774</u>	2.1%

Note: Information is provided on the modified accrual basis of accounting.

¹ The decrease in ad valorem taxes represents decreased property values. The County's property tax rates have remained fairly stable (see Schedule 2.2).

TMFPD and SFPD, discretely presented component units, are not included in the figures above.

² Decreases in construction tax revenues from 2010 to 2011 were due to the continued unfavorable economic conditions in the housing market. However, the recovery started in 2012 and the improving trend continued in 2019.

³ The change in special assessment taxes corresponds to the change in special assessment debt outstanding.

⁴ Motor vehicle fuel tax was reclassified to intergovernmental revenue in 2012.

WASHOE COUNTY, NEVADA
ASSESSED AND ESTIMATED ACTUAL VALUE OF TAXABLE PROPERTY LAST TEN FISCAL YEARS
(AMOUNTS EXPRESSED IN THOUSANDS)

	Fiscal Year Ended June 30,									
	2010	2011	2012	2013	2014	2015	2016	2017	2018	2019
Real Property Assessed Value										
Residential	\$ 10,680,846	\$ 9,426,219	\$ 8,665,389	\$ 8,336,767	\$ 8,419,073	\$ 9,389,234	\$ 10,337,704	\$ 11,076,405	\$ 11,570,501	\$ 12,197,473
Commercial	3,779,799	3,489,578	3,306,237	3,402,688	3,330,546	3,383,703	3,375,615	3,304,064	3,306,481	3,416,482
Industrial	1,092,343	1,022,668	996,407	986,821	985,955	1,030,067	1,076,473	1,160,133	1,251,392	1,318,432
Other	1,475,332	1,584,556	1,329,717	1,374,092	1,286,207	1,172,158	265,551	661,272	308,633	974,418
Personal Property Assessed Value	748,403	636,184	636,409	612,022	713,824	688,878	712,632	769,547	1,004,680	1,020,217
Less: Tax Exempt Property	2,677,247	2,500,354	2,258,785	2,422,281	2,417,652	2,471,984	2,471,049	2,437,350	2,464,215	2,476,237
Total Assessed Value	<u>\$ 15,099,476</u>	<u>\$ 13,658,851</u>	<u>\$ 12,675,374</u>	<u>\$ 12,290,109</u>	<u>\$ 12,317,953</u>	<u>\$ 13,192,055</u>	<u>\$ 13,296,926</u>	<u>\$ 14,534,071</u>	<u>\$ 14,977,472</u>	<u>\$ 16,450,785</u>
Estimated Actual Taxable Value	\$ 43,141,360	\$ 39,025,289	\$ 36,215,354	\$ 35,114,597	\$ 35,194,151	\$ 37,691,586	\$ 37,991,217	\$ 41,525,917	\$ 42,792,777	\$ 47,002,243
Assessed Value to Taxable Value	35%	35%	35%	35%	35%	35%	35%	35%	35%	35%
Total Direct Tax Rate	1.3917	1.3917	1.3917	1.3917	1.3917	1.3917	1.3917	1.3917	1.3917	1.3917

Source: Washoe County Assessor

Note: Pursuant to NRS 361.227, real property is valued at taxable value, determined by calculating the full cash value (market value) of land and estimated replacement cost of improvements, less appropriate depreciation. Taxable assessed value is 35% of estimated actual value. Real property is reappraised at least every five years. Property not reappraised is revalued annually using various approved methods.

**WASHOE COUNTY, NEVADA
DIRECT AND OVERLAPPING PROPERTY TAX RATES LAST TEN FISCAL YEARS
(TAX RATES PER \$100 ASSESSED VALUATION)**

	Fiscal Year Ended June 30,									
	2010	2011	2012	2013	2014	2015	2016	2017	2018	2019
Washoe County										
Operating Rate	.9612	.9611	.9806	.9891	1.0037	1.0277	.9993	1.0005	1.0204	1.0145
Voter Approved										
Child Protective Services	.0400	.0400	.0400	.0400	.0400	.0400	.0400	.0400	.0400	.0400
Regional Animal Services	.0300	.0300	.0300	.0300	.0300	.0300	.0300	.0300	.0300	.0300
Senior Services	.0100	.0100	.0100	.0100	.0100	.0100	.0100	.0100	.0100	.0100
Library Expansion	.0200	.0200	.0200	.0200	.0200	.0200	.0200	.0200	.0200	.0200
Legislative Overrides										
Indigent Insurance	.0150	.0150	.0150	.0150	.0150	.0150	.0150	.0150	.0150	.0150
Indigent Health	.0800	.0750	.0700	.0600	.0600	.0600	.0600	.0600	.0600	.0600
Capital Acquisition	.0500	.0500	.0500	.0500	.0500	.0500	.0500	.0500	.0500	.0500
Youth Services	.0077	.0088	.0088	.0095	.0062	.0087	.0087	.0075	.0075	.0074
Detention Center	.0774	.0774	.0774	.0774	.0774	.0774	.0774	.0774	.0774	.0774
SCCRT Loss	-	-	.0050	.0050	-	-	-	-	-	-
Family Court	.0192	.0192	.0192	.0192	.0192	.0192	.0192	.0192	.0192	.0192
AB 104 Fair Share Tax	.0272	.0272	.0272	.0272	.0272	.0272	.0272	.0272	.0272	.0272
Debt Service	.0540	.0580	.0385	.0393	.0330	.0065	.0349	.0349	.0150	.0210
Total, Washoe County Direct Rate	1.3917	1.3917	1.3917	1.3917	1.3917	1.3917	1.3917	1.3917	1.3917	1.3917
State of Nevada	.1700	.1700	.1700	.1700	.1700	.1700	.1700	.1700	.1700	.1700
Washoe County School District	1.1385	1.1385	1.1385	1.1385	1.1385	1.1385	1.1385	1.1385	1.1385	1.1385
Total, Washoe County Unincorporated Area	2.7002	2.7002	2.7002	2.7002	2.7002	2.7002	2.7002	2.7002	2.7002	2.7002
Cities										
City of Reno	.9456	.9456	.9456	.9598	.9598	.9598	.9598	.9598	.9598	.9598
City of Sparks	.9161	.9161	.9161	.9161	.9161	.9598	.9598	.9598	.9598	.9598
Fire Districts										
North Lake Tahoe Fire Protection District	.5275	.5389	.5525	.6414	.6291	.6291	.6291	.6291	.6291	.6291
Sierra Fire Protection District	.5200	.5200	.5200	.5400	.5400	.5400	.5400	-	-	-
Truckee Meadows Fire Protection District	.4713	.4713	.4713	.5400	.5400	.5400	.5400	.5400	.5400	.5400
General Improvement Districts										
Gerlach	.2500	.2500	.2998	.2998	.2998	.2998	.2998	.2998	.2998	.2998
Incline Village	.0755	.0806	.1129	.1153	.1105	.1157	.1269	.1183	.1182	.1224
Palomino Valley	.4885	.4885	.4885	.4198	.4198	.4198	.4198	.4198	.4198	.4198
Other Special Districts										
Sun Valley Water & Sanitation District	.1457	.1736	.1736	.1836	.1836	.1836	.1836	.1836	.1928	.1928
Truckee Meadows Underground Water	.0004	.0005	-	-	-	-	-	-	-	-

**WASHOE COUNTY, NEVADA
PRINCIPAL PROPERTY TAX PAYERS FISCAL YEARS 2019 AND 2010
(AMOUNTS EXPRESSED IN THOUSANDS)**

Tax Payer	2019			2010		
	Valuation	Rank	Percent of Total Assessed Valuation	Valuation	Rank	Percent of Total Assessed Valuation
Peppermill Casinos, Inc.	\$ 102,145	1	0.59%	\$ 116,986	1	0.77%
Apple Inc	79,563	2	0.46%	-	-	-
Icon Reno Property Owner Pool 3 NE	67,140	3	0.39%	-	-	-
Golden Road Motor Inn, Inc.	48,258	5	0.28%	48,361	8	0.32%
Circus Circus & Eldorado Joint Venture	44,560	4	0.26%	58,828	5	0.39%
MPT of Reno LLC	42,037	6	0.24%	-	-	-
AGNL Slots LLC	30,575	7	0.18%	-	-	-
Red Sparks SPE LLC	28,096	8	0.16%	-	-	-
Gage Village Commerical Development LLC	27,597	9	0.16%	-	-	-
Lennar Reno LLC	27,108	10	0.16%	-	-	-
Prologis NA3 NV LLC	-	-	-	37,463	10	0.25%
International Game Technology	-	-	-	39,235	9	0.26%
Sparks Legends Development, Inc	-	-	-	50,378	7	0.33%
Catholic Healthcare West, Inc	-	-	-	53,723	6	0.36%
Prologis NA3 LLC	-	-	-	70,092	4	0.46%
Credit Markets Real Estate Corporation	-	-	-	72,100	3	0.48%
Washoe Medical Center, Inc	-	-	-	91,547	2	0.61%
	<u>497,079</u>		<u>2.86%</u>	<u>638,713</u>		<u>4.23%</u>
	<u>16,885,073</u>		<u>97.14%</u>	<u>14,460,763</u>		<u>95.77%</u>
	<u>\$ 17,382,152</u>		<u>100.00%</u>	<u>\$ 15,099,476</u>		<u>100.00%</u>

Source: Washoe County Assessor's Office

Note:

The chart represents the ten largest parcel assessments based on property-owning taxpayers in the County and the respective taxable assessed values of such parcels for the fiscal years indicated. According to the Washoe County Assessor's Office, a determination of the largest parcel assessments can be made only by manually reviewing individual assessment records. Therefore, it is possible that an owner of several parcels may have an aggregate assessed value that is larger than those listed above. No independent investigation has been made of, and consequently there can be no representation as to the financial condition of the taxpayers listed above, or that such taxpayers will continue to maintain their status as major taxpayers based on the assessed valuation of their property in the County.

**WASHOE COUNTY, NEVADA
PROPERTY TAX LEVIES AND COLLECTIONS FOR ALL GOVERNMENTS LAST TEN FISCAL YEARS
(AMOUNTS EXPRESSED IN THOUSANDS)**

	Fiscal Year Ended June 30,									
	2010	2011	2012	2013	2014	2015	2016	2017	2018	2019
Net Secured Roll Taxes Levied	\$ 504,823	\$ 458,717	\$ 422,799	\$ 411,058	\$ 411,260	\$ 424,115	\$ 440,185	\$ 452,327	\$ 473,365	\$ 500,623
Current Year										
Tax Collections	495,281	451,994	416,849	405,977	407,469	421,125	438,074	449,930	471,229	498,311
Percent of Taxes Levied	98.11%	98.53%	98.59%	98.76%	99.08%	99.30%	99.52%	99.47%	99.55%	99.54%
Delinquent Tax Collections	9,539	6,720	5,947	5,075	3,787	2,983	2,093	2,295	1,745	2,312
Totals to Date										
Tax Collections	504,820	458,714	422,796	411,052	411,256	424,108	440,167	452,225	472,974	498,311
Percent of Taxes Levied	100.00%	100.00%	100.00%	100.00%	100.00%	100.00%	100.00%	99.98%	99.92%	99.54%

Source: Washoe County Treasurer's Office

Note: Property tax levies increased 4% in fiscal year 2018. In 2012, property levies declined 8% and in 2011 by 9%, which was the largest recorded decline in property tax since 1982.

WASHOE COUNTY, NEVADA
RATIOS OF OUTSTANDING DEBT BY TYPE LAST TEN FISCAL YEARS
(AMOUNTS EXPRESSED IN THOUSANDS)

	Fiscal Year Ended June 30,									
	2010	2011	2012	2013	2014	2015	2016	2017	2018	2019
Governmental Activities										
General Bonded Debt	\$ 154,621	\$ 135,562	\$ 129,700	\$ 120,146	\$ 114,217	\$ 108,446	\$ 113,402	\$ 104,756	\$ 98,228	\$ 91,723
Revenue Bonds	45,703	44,658	43,527	42,419	41,222	39,920	38,252	37,505	36,457	35,188
Capital Leases/Notes	320	-	-	-	-	-	-	-	-	-
Certificates of Participation	2,250	-	-	-	-	-	-	-	-	-
Special Assessment Bonds	3,065	2,729	10,738	9,061	8,117	6,417	5,824	5,278	4,660	4,105
Total Governmental Activities	205,959	182,949	183,965	171,626	163,556	154,783	157,478	147,539	139,345	131,016
Business-type Activities										
General Bonded Debt	72,244	67,258	63,713	59,947	57,175	18,789	16,551	14,291	11,975	9,690
Capital leases/notes	675	-	-	-	-	-	-	-	-	-
Total Business-type Activities	72,919	67,258	63,713	59,947	57,175	18,789	16,551	14,291	11,975	9,690
Total primary government	\$ 278,878	\$ 250,207	\$ 247,678	\$ 231,573	\$ 220,731	\$ 173,572	\$ 174,029	\$ 161,830	\$ 151,320	\$ 140,706
Percentage of personal income	1.60%	1.38%	1.33%	1.27%	1.17%	0.91%	0.86%	0.80%	0.75%	0.55%
Per capita ¹	\$ 660	\$ 588	\$ 576	\$ 536	\$ 506	\$ 393	\$ 386	\$ 359	\$ 335	\$ 296
General Bonded Debt	\$ 226,865	\$ 202,820	\$ 193,413	\$ 180,093	\$ 171,392	\$ 127,235	\$ 129,953	\$ 119,047	\$ 110,203	\$ 101,413
Less restricted resources	11,656	11,952	11,127	11,007	10,944	6,572	6,531	6,049	4,399	4,479
Total Net General Bonded Debt	\$ 215,209	\$ 190,868	\$ 182,286	\$ 169,086	\$ 160,448	\$ 120,663	\$ 123,422	\$ 112,998	\$ 105,804	\$ 96,934
Percentage of Actual Property Value ²	0.50%	0.49%	0.50%	0.48%	0.46%	0.35%	0.32%	0.27%	0.25%	0.21%
Per capita ¹	\$ 510	\$ 449	\$ 424	\$ 391	\$ 367	\$ 274	\$ 274	\$ 250	\$ 226	\$ 204

Note: Details regarding Washoe County's outstanding debt can be found in the notes to the financial statements. Where applicable, all debt is presented net of original issuance discounts, premiums, and deferred refunding charges.

¹ Population and personal income data can be found in Schedule 4.1, Washoe County Demographic and Economic Statistics. Per capita amounts are not expressed in thousands.

² See Washoe County Assessed and Estimated Actual Value of Taxable Property on Schedule 2.1 for taxable property value data.

**WASHOE COUNTY, NEVADA
LEGAL DEBT MARGIN COMPUTATION LAST TEN FISCAL YEARS
(AMOUNTS EXPRESSED IN THOUSANDS)**

	Fiscal Year Ended June 30,									
	2010	2011	2012	2013	2014	2015	2016	2017	2018	2019
Debt limit	\$ 1,509,948	\$ 1,365,885	\$ 1,267,537	\$ 1,229,011	\$ 1,231,795	\$ 1,328,628	\$ 1,434,271	\$ 1,543,233	\$ 1,613,667	\$ 1,688,659
Total net debt subject to limitation	332,977	308,142	295,697	277,578	268,292	225,354	223,754	216,641	196,869	186,777
Legal Debt Margin	<u>\$ 1,176,971</u>	<u>\$ 1,057,743</u>	<u>\$ 971,840</u>	<u>\$ 951,433</u>	<u>\$ 963,503</u>	<u>\$ 1,103,274</u>	<u>\$ 1,210,517</u>	<u>\$ 1,326,592</u>	<u>\$ 1,416,798</u>	<u>\$ 1,501,882</u>
Total net debt subject to limitation as a percentage of debt limit	22%	23%	23%	23%	22%	17%	16%	14%	12%	11%

Legal Debt Margin Calculation for Fiscal Year Ended June 30, 2019

Assessed value of taxable property for fiscal year ended June 30, 2018	\$ 16,886,588
Debt limit (10% of Assessed Valuation)	\$ 1,688,659
Debt applicable to limit	
Governmental activities	\$ 131,016
Business-type activities	9,690
Reno-Sparks Convention and Visitor's Authority	100,832
Total Bonded Debt	<u>241,538</u>
Less: Special assessment bonds	4,105
Special revenue bonds	35,020
Amount available for repayment of general obligation bonds	<u>15,636</u>
Total net debt subject to debt limitation	<u>186,777</u>
Legal Debt Margin	<u>\$ 1,501,882</u>

Note: The statutory county debt limit is 10% of the assessed value of all taxable property in the County, as set forth in Chapter 244A.059 of the Nevada Revised Statutes. The statutory debt limit for recreational bonds issued by the Reno-Sparks Convention and Visitor's Authority (RSCVA) is further limited to 3% of the total assessed valuation by Nevada Revised Statutes 244A.453 and 244A.655. RSCVA's total outstanding recreational debt of \$100,832 is below the 3% limit of \$506,598.

**WASHOE COUNTY, NEVADA
DIRECT AND OVERLAPPING DEBT AS OF JUNE 30, 2019
(AMOUNTS EXPRESSED IN THOUSANDS)**

Name of Government Unit	<u>Debt Outstanding</u>	<u>Presently Self-Supporting Debt</u>	<u>Percent Applicable¹</u>	<u>Applicable Net Debt</u>
Direct ²				
Washoe County				
Governmental Activity Bonds	\$ 91,723	\$ -	100%	\$ 91,723
Revenue Bond ³	35,189	35,189	100%	-
Special Assessment Bonds ⁴	4,105	4,105	100%	-
Total Direct Debt	<u>131,016</u>	<u>39,293</u>		<u>91,723</u>
Overlapping				
Washoe County School District	735,198	-	100%	735,198
Reno-Sparks Convention and Visitors Authority	100,832	100,832	100%	-
City of Reno	34,140	-	100%	34,140
City of Reno supported by specific revenue	369,220	369,220	100%	-
Reno - Special Assessment Bonds ³	9,482	9,482	100%	-
City of Sparks	-	-	100%	-
Sparks - Sewer and Utility Bonds	32,838	32,838	100%	-
Incline Village General Improvement District	6,107	6,107	100%	-
State of Nevada	1,284,715	311,203	14.14%	137,168
Total Overlapping Debt	<u>2,572,532</u>	<u>829,682</u>		<u>906,506</u>
Total General Obligation Direct and Overlapping Debt	<u>\$ 2,703,548</u>	<u>\$ 868,975</u>		<u>\$ 998,229</u>

¹ Based on fiscal year 2018-19 assessed valuation in the respective jurisdiction.

² Includes all governmental debt activities and amounts are net of related discounts, premiums and deferred refunding charges.

³ Revenue bonds are not general obligation, but are special limited obligation of the County payable solely from the pledged revenue

⁴ Special assessment bonds are not general obligations of Washoe County, or of the City of Reno. If, however, the special assessments collected with all other available resources were insufficient to meet debt service requirements on these bonds, the respective bond ordinances require that the deficiency be made up with the government's general fund.

WASHOE COUNTY, NEVADA
PLEDGED REVENUE COVERAGE LAST TEN FISCAL YEARS
(AMOUNTS EXPRESSED IN THOUSANDS)

	Fiscal Year Ended June 30,									
	2010	2011	2012	2013	2014	2015	2016	2017 ⁴	2018	2019
Special Assessment Bonds ¹										
Pledged Revenue	\$ 639	\$ 501	\$ 1,686	\$ 1,508	\$ 1,161	\$ 1,797	\$ 1,071	\$ 966	\$ 916	\$ 804
Debt Service Requirements										
Principal	374	322	570	1,664	894	1,700	592	546	618	555
Interest	157	148	251	389	344	302	241	217	194	171
Total Debt Service Requirements	\$ 531	\$ 470	\$ 821	\$ 2,053	\$ 1,238	\$ 2,002	\$ 833	\$ 763	\$ 812	\$ 726
Coverage Ratios	1.20	1.07	2.05	0.73	0.94	0.90	1.29	1.27	1.13	1.11
Sales Tax Revenue Bonds ²										
Pledged Revenue	\$ 7,040	\$ 6,802	\$ 7,263	\$ 7,148	\$ 7,672	\$ 8,228	\$ 8,865	\$ 9,396	\$ 10,194	\$ 10,451
Debt Service Requirements										
Principal	545	570	595	625	655	690	800	-	-	20
Interest	876	852	826	798	768	737	703	561	561	561
Total Debt Service Requirements	\$ 1,421	\$ 1,422	\$ 1,421	\$ 1,423	\$ 1,423	\$ 1,427	\$ 1,503	\$ 561	\$ 561	\$ 581
Coverage Ratios	4.95	4.78	5.11	5.02	5.39	5.77	5.90	16.75	18.17	17.99
Car Rental Fee Revenue Bonds ³										
Pledged Revenue	\$ 1,142	\$ 1,256	\$ 1,152	\$ 1,196	\$ 1,142	\$ 1,225	\$ 1,264	\$ 1,355	\$ 1,701	\$ 1,614
Debt Service Requirements										
Principal	588	456	516	463	522	592	673	768	840	1,041
Interest	934	897	873	680	492	476	457	435	450	462
Total Debt Service Requirements	\$ 1,522	\$ 1,353	\$ 1,389	\$ 1,143	\$ 1,014	\$ 1,068	\$ 1,130	\$ 1,203	\$ 1,290	\$ 1,503
Coverage Ratios	0.75	0.93	0.83	1.05	1.13	1.15	1.12	1.13	1.32	1.07

Note: Coverage ratios are calculated on numbers rounded to two decimal places.

¹ Pledged revenue for Special Assessment Bonds includes assessments, assessment forfeitures, interest and penalties. Additional details regarding bonds for various assessment districts can be found in Notes 9, 10 and 11. Coverage ratios are impacted by timing differences. Cash balances are adequate for debt service. Remaining cash at June 30, 2019 in the Special Assessment Debt Service Fund is \$1,562.

² Pledged revenue for the Sales Tax Revenue Bonds represents pledged sales tax collections at the rate of 0.125% of taxable sales. Sales tax revenues are accounted for in the Truckee River Flood Management Infrastructure Fund. The bonds are payable solely from pledged sales tax revenue. Unspent sales tax revenues total \$138 at June 30, 2019.

³ Pledged revenue for the Baseball Stadium Revenue Bonds (2004 - 2007, paid in full June 2007) consists of a 2% short-term car rental fee. Car rental fees collected per NRS 244A.810 are accounted for in the Other Restricted Fund. Subsequently, Senior and Subordinate Car Rental Lien Revenue Bonds were issued February 2008 and are payable solely from pledged car rental fee revenues. Unspent car rental fee revenues total \$1,138 at June 30, 2019.

⁴ Debt was refinanced on the Truckee River Flood Management Fund. No Principal payments were due in FY2018 and a lower interest rate on the new debt resulted in lower interest costs.

**WASHOE COUNTY, NEVADA
DEMOGRAPHIC AND ECONOMIC STATISTICS LAST TEN FISCAL YEARS**

	Fiscal Year Ended June 30,									
	2010	2011	2012	2013	2014	2015	2016	2017	2018	2019
Population ¹	422,029	424,912	429,079	433,731	436,647	444,008	451,248	459,142	460,237	464,630
Total Personal Income ²	\$ 17,409,987	\$ 18,121,519	\$ 18,656,484	\$ 19,627,834	\$ 18,832,669	\$ 19,077,494	\$ 20,164,911	\$ 21,265,239	\$ 22,549,907	\$ 25,556,498
Per Capita Income ²	\$ 41,253	\$ 42,648	\$ 43,480	\$ 45,253	\$ 43,130	\$ 42,967	\$ 44,687	\$ 46,315	\$ 48,996	\$ 55,487
Median Age ³	37.0	37.2	37.0	37.6	37.6	37.4	37.5	37.5	37.9	38.0
School Enrollment ⁴	62,452	62,324	62,220	62,424	62,986	63,108	63,670	63,919	66,989	66,960
Unemployment Rate (Percent) ⁵	13.6	13.2	12.3	9.8	7.2	6.4	6.4	4.0	4.2	3.6
Total Labor Force ⁵	221,954	225,481	222,532	219,550	206,624	213,773	213,923	223,409	239,119	250,005
Construction Activity-Total Value ⁶	\$ 55,952	\$ 67,721	\$ 95,876	\$ 126,468	\$ 203,086	\$ 246,628	\$ 231,742	\$ 301,127	\$ 345,710	\$ 458,823
Number of New Family Units ⁶	36	55	83	74	120	255	320	378	481	572
Taxable Sales ⁷	\$ 5,176,982	\$ 5,282,936	\$ 5,522,605	\$ 5,824,726	\$ 6,370,685	\$ 6,817,589	\$ 7,550,467	\$ 7,989,009	\$ 8,531,253	\$ 8,829,864
Gross Income Gaming Revenue ⁸	\$ 788,509	\$ 751,467	\$ 738,152	\$ 741,038	\$ 744,962	\$ 765,248	\$ 789,359	\$ 738,373	\$ 779,347	\$ 785,532
Total Passenger Air Traffic ⁹	3,777,701	3,795,421	3,561,557	3,514,421	3,312,839	3,297,642	3,563,818	3,819,896	4,128,476	4,298,555

Sources:

- ¹ Annual population, Data Analysis 2010 US Census-Nevada; for years 2010 through 2013, per Governor Certified Population of Nevada's Counties, Cities and Towns 2000 to 2013. 2014 data source: Washoe County Community Development, with projected growth rate applied to the 2010 US census. 2015, 2016, 2017, 2018 and 2019 data source: Nevada State Demographer's Office-NV Small Business Development Center.
- ² U.S. Department of Commerce, Bureau of Economic Analysis (BEA) FY 2012 and prior; Washoe County Community Development Demographic Information FY 2013 - FY 2014; BEA 2012 Estimate with Compound Annual Growth Rate applied - FY - 2014, FY2015, FY2016, FY2017, FY2018 and FY2019.
- ³ Center for Regional Studies, University of Nevada, Reno, FY 2010 - FY 2013; trend applied to US Census Bureau 2008-2012 American Community Survey 5-Year Estimates - FY 2014, FY2015, FY2016, FY2017 and FY2018. United States Census Bureau - FY2019.
- ⁴ Washoe County School District
- ⁵ Total represents the average labor force during the fiscal year. Nevada State Department of Employment, Training and Rehabilitation (DETR)
- ⁶ Washoe County Building and Safety Department - Construction Activity-Total Value (000)
- ⁷ Nevada State Department of Taxation (000)
- ⁸ Nevada State Gaming Control Board (000)
- ⁹ Reno/Tahoe International Airport (RTIA)

**WASHOE COUNTY, NEVADA
PRINCIPAL EMPLOYERS
CURRENT YEAR AND NINE YEARS AGO**

Employer	December, 2018			December, 2009		
	Employees ¹	Rank	Percentage of Total County Employment	Employees ¹	Rank	Percentage of Total County Employment
Washoe County School District	8,750	1	3.50%	8,750	1	4.64%
Renown Medical Center	5,000	2	2.00%	2,250	4	1.19%
University of Nevada - Reno	4,750	3	1.90%	3,750	2	1.99%
Washoe County	3,000	4	1.20%	2,750	3	1.46%
Peppermill Hotel Casino - Reno	2,250	5	0.90%	2,250	6	1.19%
Grand Sierra Resort	2,250	6	0.90%	-	-	-
Silver Legacy Resort Casino	2,250	7	0.90%	2,250	7	1.19%
Atlantis Casino Resort	1,750	8	0.70%	1,750	9	0.93%
International Game Technology PLC ²	1,750	9	0.70%	2,250	5	1.19%
St. Mary's	1,750	10	0.70%	-	-	-
City of Reno	-	-	-	1,750	8	0.93%
Eldorado Hotel & Casino	-	-	-	1,750	10	0.93%
Total Washoe County Covered Employment	249,828			188,791		

¹ Nevada Revised Statutes Chapter 612 stipulate that actual employment for individual employers may not be published. The Nevada Department of Employment Training and Rehabilitation outsources the publication of this information to Infogroup. Infogroup publishes employee counts in ranges of 5000. The number of employees shown are estimated using the midpoint.

² International Game Technology was acquired by Gtech in 2015 becoming International Game Technology PLC

**WASHOE COUNTY, NEVADA
FULL-TIME EQUIVALENT WASHOE COUNTY EMPLOYEES BY FUNCTION
LAST TEN FISCAL YEARS**

Function/Program	Fiscal Year Ended June 30,									
	2010	2011	2012	2013	2014	2015	2016	2017	2018	2019
General government	378.0	363.4	323.8	315.9	320.8	283.7	293.3	297.4	330.9	300.8
Judicial	483.1	470.4	458.6	452.4	463.8	471.8	495.8	514.8	512.3	511.8
Public safety	974.2	939.8	898.9	892.8	911.6	902.5	908.1	934.5	954.0	933.3
Public works	90.0	87.8	72.4	74.0	122.0	137.0	135.6	132.4	129.4	127.0
Health and sanitation	169.6	170.8	161.0	153.3	154.3	154.6	150.2	150.3	150.1	147.9
Welfare	244.3	239.9	228.6	229.7	233.9	241.5	274.1	301.0	302.0	319.5
Culture and recreation	227.9	219.0	203.9	214.4	210.3	222.7	209.6	206.6	207.5	221.8
Utilities	77.1	72.2	64.7	63.4	59.0	23.0	20.5	23.0	20.0	20.9
Golf courses ²	14.9	10.9	9.9	9.9	10.9	8.9	7.0	-	-	-
Building permits	13.0	13.0	12.0	12.8	13.0	14.4	15.4	18.0	16.0	16.0
Total ¹	2,672.1	2,587.2	2,433.8	2,418.6	2,499.6	2,460.1	2,509.6	2,578.0	2,622.2	2,599.0

Function/Program % of Total	2010	2011	2012	2013	2014	2015	2016	2017	2018	2019
General government	14%	14%	13%	13%	13%	11%	12%	12%	13%	12%
Judicial	18%	18%	19%	19%	19%	19%	20%	20%	19%	19%
Public safety	36%	36%	37%	37%	36%	37%	36%	36%	36%	36%
Public works	3%	3%	3%	3%	5%	6%	5%	5%	5%	5%
Health and sanitation	6%	7%	7%	5%	6%	6%	6%	6%	6%	6%
Welfare	9%	9%	9%	9%	9%	10%	11%	11%	11%	11%
Culture and recreation	9%	8%	8%	9%	8%	9%	8%	8%	8%	9%
Utilities	3%	3%	3%	3%	2%	1%	1%	1%	1%	1%
Golf courses	1%	1%	1%	1%	1%	0%	0%	0%	0%	0%
Building permits	1%	1%	0%	1%	1%	1%	1%	1%	1%	1%

Source: Washoe County human resource system

Note Full-time equivalents are reported based on staffing as of June 30 of each fiscal year. Actual salaries may represent higher numbers of staff due to the use of seasonal workers, particularly for culture and recreation activities.

¹ Washoe County full-time equivalent employee totals declined over fiscal years 2010 to 2013 due to budget reduction programs including delays in filling open positions and reductions in force.

² In 2017, the golf course employees were reassigned to other Washoe County departments due to the hiring of an outside management firm taking over the operations of the golf courses.

WASHOE COUNTY, NEVADA
 OPERATING INDICATORS BY FUNCTION/PROGRAM
 LAST TEN FISCAL YEARS

Function/Program	Fiscal Year Ending June 30,									
	2010	2011	2012	2013	2014	2015	2016	2017	2018	2019
Judicial ¹										
District Court Cases Filed										
Criminal	2,508	2,163	2,122	3,016	n/r	n/r	n/r	n/r	n/r	n/r
Civil	4,835	4,543	4,142	3,934	n/r	n/r	n/r	n/r	n/r	n/r
Family	11,606	11,349	10,630	10,657	n/r	n/r	n/r	n/r	n/r	n/r
Juvenile	1,888	1,859	1,866	2,013	n/r	n/r	n/r	n/r	n/r	n/r
District Court Cases Disposed										
Criminal	2,293	2,027	1,927	2,617	n/r	n/r	n/r	n/r	n/r	n/r
Civil	2,839	2,782	2,389	3,317	n/r	n/r	n/r	n/r	n/r	n/r
Family	6,533	6,975	6,955	10,059	n/r	n/r	n/r	n/r	n/r	n/r
Juvenile	4,653	4,518	4,327	1,182	n/r	n/r	n/r	n/r	n/r	n/r
Justice Courts Cases Filed										
Criminal	11,262	10,249	8,770	7,853	8,089	9,106	8,505	8,549	8,280	7,494
Civil	20,005	18,670	16,517	17,560	13,049	11,769	11,787	12,221	13,664	13,235
Traffic and parking violations	65,637	71,585	72,544	56,354	37,755	43,686	27,317	33,764	34,927	31,077
Justice Courts Cases Disposed										
Criminal	10,957	9,141	8,995	8,480	10,084	8,285	9,107	8,943	7,002	7,970
Civil	20,207	17,303	10,233	18,575	14,823	14,110	11,286	12,698	11,198	14,162
Traffic and parking violations	49,004	50,437	48,485	55,811	36,882	42,850	27,014	32,820	31,175	31,815
Public Safety ²										
Police										
Arrests (Valley and Incline)	4,547	4,816	3,654	2,993	2,389	2,587	2,865	2,590	2,436	2,641
Citations issued	10,277	13,526	11,950	13,839	11,771	12,821	13,082	12,370	12,011	8,943
Alarms	2,002	1,754	499	1,424	1,410	1,497	1,764	1,797	1,706	1,723
Crime lab analysis requests	8,905	7,907	7,379	6,378	5,809	6,406	6,238	6,966	7,525	6,293
Warrants processed	2,479	2,605	2,189	1,980	2,025	2,187	1,909	1,879	2,020	1,615
Detention										
Bookings	24,558	23,233	21,553	20,755	20,852	20,750	20,361	20,452	21,361	20,410
Civil protective custody	2,705	2,460	1,667	353	259	284	216	284	109	694
Average daily population	1,071	1,019	1,018	1,050	1,052	1,082	1,047	1,048	1,087	1,127
Animal Services										
Calls for service responded to	31,045	34,769	37,269	33,617	33,393	38,753	35,144	33,651	35,717	33,574
Number of animals impounded	10,707	12,071	12,548	14,300	13,620	13,556	13,584	13,598	13,639	13,490

(CONTINUED)

WASHOE COUNTY, NEVADA
 OPERATING INDICATORS BY FUNCTION/PROGRAM
 LAST TEN FISCAL YEARS

Fiscal Year Ending June 30,

	2010	2011	2012	2013	2014	2015	2016	2017	2018	2019
Health and Sanitation ²										
Permitted food establishments	3,317	3,352	3,308	3,425	3,571	3,661	3,663	3,783	3,816	3,882
Air quality permits issued	1,277	1,356	1,315	1,334	1,377	1,440	1,429	1,232	1,607	1,139
Birth certificates issued	11,424	9,071	7,761	7,229	6,834	7,125	7,264	7,060	10,663	15,247
Death certificates issued	25,011	22,183	18,878	21,166	19,551	19,267	21,463	22,533	21,616	23,150
Welfare ²										
Adult Services ³										
Nursing home bed days	87,903	82,336	7,091	6,798	6,912	5,240	3,900	3,556	3,832	3,694
Supportive housing program bed days	n/r	n/r	20,946	22,842	25,640	35,674	47,450	44,815	58,258	57,545
Adult group care bed days	n/r	n/r	13,690	8,629	7,336	7,612	5,532	4,312	2,101	1,574
Clinic accepts ⁴	2,078	2,617	n/r	n/r	n/r	n/r	n/r	n/r	n/r	n/r
Emergency room accepts ⁴	2,974	2,257	n/r	n/r	n/r	n/r	n/r	n/r	n/r	n/r
Total general assistance applications ⁴	3,474	3,317	n/r	n/r	n/r	n/r	n/r	n/r	n/r	n/r
Clients receiving general assistance	956	747	18	3	1	n/r	n/r	n/r	n/r	n/r
Served in burial	n/r	n/r	374	412	458	463	593	575	464	461
Children's Services										
Number of children in legal custody	771	718	612	811	928	1,002	1,582	1,480	901	822
Average length of stay in paid foster care (days)	452	458	422	388	356	383	390	420	510	510
Number of adoptions finalized	138	141	184	110	117	156	116	136	159	200
Number of adoption subsidies	911	1,055	1,172	1,126	1,269	1,349	2,728	2,811	2,960	3,119
Number of child welfare reports received	6,466	6,869	7,364	7,525	7,396	7,358	5,936	5,556	5,594	6,568
Number of child welfare investigations	2,371	2,523	2,469	2,178	2,196	2,038	2,045	1,951	1,944	1,936
Senior Services ⁶										
Number of unduplicated clients served	4,950	5,126	5,237	5,037	4,563	4,692	4,909	5,077	4,714	6,540
Culture and Recreation ²										
Parks and Recreation										
Golf courses - total rounds of golf	59,694	64,315	76,664	75,834	74,511	76,374	75,128	61,412	66,307	59,601
Aquatics - pool attendance ⁵	8,643	14,621	n/r	26,903	46,729	52,502	51,126	13,500	15,991	16,231
Library										
Visitors to libraries ('000s)	1,404	1,214	1,265	1,228	1,172	1,093	1,071	1,094	466	1,188
Volumes in collection ('000s)	874	858	760	723	668	617	513	464	484	456
Total volumes borrowed ('000s)	2,258	2,123	2,341	2,283	2,203	2,045	1,674	1,966	1,958	2,016

S-22

(CONTINUED)

**WASHOE COUNTY, NEVADA
OPERATING INDICATORS BY FUNCTION/PROGRAM
LAST TEN FISCAL YEARS**

	Fiscal Year Ending June 30,									
	2010	2011	2012	2013	2014	2015	2016	2017	2018	2019
Utilities/Water ² (continued)										
Water										
Customer count	22,263	22,523	22,789	23,092	23,722	n/r	n/r	n/r	n/r	n/r
Average daily consumption (thousands of gallons)	11,584	11,472	12,194	13,143	12,929	n/r	n/r	n/r	n/r	n/r
Peak daily consumption (thousands of gallons)	24,390	22,945	24,113	24,030	23,823	n/r	n/r	n/r	n/r	n/r
Wastewater										
Customer count	19,850	20,120	20,354	20,572	21,068	23,545	24,523	25,339	26,122	28,081
Building Permits ²										
Commercial construction	192	81	287	258	211	251	227	118	78	209
Residential construction ⁷	64	43	96	168	246	260	320	378	502	691
Miscellaneous	1,023	495	1,195	1,090	1,212	1,597	1,572	1,422	3,661	3,268

n/r = not reported

¹ Uniform System for Judicial Records, Nevada AOC, Planning & Analysis Divisor

² Various Washoe County Departments. In 2015, the Washoe County Water Resources was transferred to Truckee Meadows Water Authority (TMWA).

³ Effective 3/1/12 Adult Services implemented the Health Care Assistance Program facilitated by a third party administrator. New tracking metrics were established to monitor program effectiveness.

⁴ Effective 7/1/12 tracking information is no longer supported as the programs ended.

⁵ Bowers Pool closed in 2009 and reopened in 2013. In 2017, the pool was closed for major maintenance.

⁶ The decrease in the number of unduplicated clients served can be directly attributed to the outsourcing of the Senior Law Program, July 1, 2013.

⁷ New single family dwellings.

**WASHOE COUNTY, NEVADA
CAPITAL ASSETS STATISTICS BY FUNCTION/PROGRAM
LAST TEN FISCAL YEARS**

Fiscal Year Ended June 30,

	2010	2011	2012	2013	2014	2015	2016	2017	2018	2019
Function/Program										
General Government										
Information Technology										
Business applications	127	133	136	147	147	123	123	123	123	123
Networked buildings and small facilities	217	216	214	216	226	139	139	140	140	140
Network wireless coverage (square miles) ⁴	400	400	400	600	1,440	1,440	1,440	1,440	1,440	1,440
Network personal computers	3,500	3,500	3,388	3,480	3,660	3,792	3,724	3,597	3,597	3,950
Equipment Services										
Vehicles	987	972	978	954	939	918	892	905	1,010	1,090
Judicial										
District court/justice courts	10	10	10	12	12	12	12	12	12	12
District court/justice courts locations	6	6	6	6	6	6	6	6	6	6
Public Safety										
Juvenile services facilities	2	2	2	2	2	2	2	1	1	1
Sheriff's detention center/substations	3	3	3	3	3	3	3	3	3	3
Sheriff's patrol aircraft (helicopters)	3	3	3	3	3	3	3	4	4	4
Sheriff's patrol/search and rescue boats (in excess of 20 feet)	2	2	2	2	3	3	3	3	3	4
Crime lab	1	1	1	1	1	1	1	1	1	1
Regional emergency operations / training center	2	2	2	2	2	2	2	2	2	2
Public Works										
Paved streets (miles)	709	709	710	723	723	723	726	721	723	725
Unpaved streets (miles)	376	368	368	368	368	362	362	362	362	362
Traffic signals	17	16	16	17	17	17	17	17	17	19
Bridges	73	73	73	73	73	73	73	67	66	67
Culture and Recreation										
Libraries	13	13	13	13	13	13	13	13	13	12
Major/regional parks	13	13	13	13	13	13	13	13	13	10
Community/neighborhood parks ¹	36	33	33	33	33	33	32	32	32	39
Developed park acreage ¹	2,438	1,872	1,872	1,872	1,872	1,877	1,870	1,870	1,885	-
Undeveloped park acreage ²	7,367	10,017	10,017	10,017	10,017	10,034	10,034	10,039	10,253	11,339

(CONTINUED)

**WASHOE COUNTY, NEVADA
CAPITAL ASSETS STATISTICS BY FUNCTION/PROGRAM
LAST TEN FISCAL YEARS**

Fiscal Year Ended June 30,

	2010	2011	2012	2013	2014	2015	2016	2017	2018	2019
Culture and Recreation (continued)										
Special use facilities	5	5	5	5	5	6	6	6	6	7
Playgrounds ¹	50	47	46	46	46	46	45	45	45	45
Golf courses	2	2	2	2	2	2	2	2	2	3
Swimming pools/waterpark	2	2	2	2	3	3	3	3	3	3
Camping sites	64	64	64	64	64	64	64	64	64	64
Sheltered group picnic facilities	55	52	52	52	52	57	57	57	57	57
Regional shooting facilities	2	2	2	2	2	2	2	2	2	2
Baseball fields	32	29	28	28	28	28	27	27	29	29
Soccer fields	25	25	25	25	25	25	25	25	27	27
Tennis courts	22	22	22	22	22	22	22	22	22	22
Volleyball courts	7	7	7	20	20	20	20	20	20	20
Historical buildings/museums	6	6	6	6	6	6	6	6	6	6
Amphitheaters	4	4	4	4	4	4	4	4	4	4
Arboretum and botanical garden	1	1	1	1	1	1	1	1	1	1
Specialized childrens' facility	3	3	3	3	3	3	3	3	3	3
Established bicycle paths (miles)	20	20	20	20	20	20	20	20	20	20
Hiking trails (miles) ²	45	158	158	158	158	161	161	161	166	166
Horse arenas	5	5	5	5	5	5	5	5	7	7
Skateboard parks	3	3	3	3	3	3	3	3	3	3
Utilities										
Water										
Water mains (miles) ³	473	487	476	480	565	Note 3	n/r	n/r	n/r	n/r
Wastewater										
Storm sewers (miles)	288	288	288	289	290	290	291	297	300	302
Reclaimed Water										
Reclaimed mains (miles)	n/r	n/r	n/r	40	40	40	40	40	40	42

n/r = not reported

Sources: Washoe County capital asset records and departments

¹ The decrease in FY 2016 is due to the sale of one park. Due to development, the location was no longer desirable.

² The increase in FY 2011 is due to GIS data collection that was not previously available.

³ Note 3 - As of December 31, 2014, Washoe County and the Truckee Meadows Water Authority (TMWA) consolidated their water utilities with TMWA surviving as the water purveyor. Therefore, Washoe County is no longer in the water utility business.

⁴ The increase in FY 2014 is due to completed wireless project.



This Page Intentionally Left Blank



COMPLIANCE SECTION

COMPLIANCE SECTION

	<u>Page</u>
Independent Auditor's Report on Internal Control over Financial Reporting and on Compliance and Other Matters Based on an Audit of Financial Statements Performed in Accordance with <i>Government Auditing Standards</i>	C-2
Independent Auditor's Report on Compliance for Each Major Program and on Internal Control over Compliance Required by the Uniform Guidance.	C-4
Schedule of Expenditures of Federal Awards.....	C-7
Notes to the Schedule of Expenditures of Federal Awards	C-17
Schedule of Findings and Questioned Costs.....	C-18
Corrective Action Plans	C-22



CPAs & BUSINESS ADVISORS

**Independent Auditor's Report on Internal Control over Financial Reporting
and on Compliance and Other Matters Based on an Audit of Financial Statements
Performed in Accordance with *Government Auditing Standards***

To the Honorable Board of Commissioners
Washoe County, Nevada
Reno, Nevada

We have audited, in accordance with auditing standards generally accepted in the United States of America and the standards applicable to financial audits contained in *Government Auditing Standards*, issued by the Comptroller General of the United States, the financial statements of the governmental activities, the business-type activities, the aggregate discretely presented component unit, each major fund, and the aggregate remaining fund information of Washoe County, Nevada (the "County") as of June 30, 2019, and the related notes to the financial statements, which collectively comprise the County's basic financial statements, and have issued our report thereon dated November 27, 2019.

Internal Control over Financial Reporting

In planning and performing our audit of the financial statements, we considered the County's internal control over financial reporting (internal control) to determine the audit procedures that are appropriate in the circumstances for the purpose of expressing our opinions on the financial statements, but not for the purpose of expressing an opinion on the effectiveness of the County's internal control. Accordingly, we do not express an opinion on the effectiveness of the County's internal control.

A *deficiency in internal control* exists when the design or operation of a control does not allow management or employees, in the normal course of performing their assigned functions, to prevent, or detect and correct, misstatements on a timely basis. A *material weakness* is a deficiency, or a combination of deficiencies, in internal control, such that there is a reasonable possibility that a material misstatement of the entity's financial statements will not be prevented, or detected and corrected on a timely basis. A *significant deficiency* is a deficiency, or a combination of deficiencies, in internal control that is less severe than a material weakness, yet important enough to merit attention by those charged with governance.

Our consideration of internal control over financial reporting was for the limited purpose described in the first paragraph of this section and was not designed to identify all deficiencies in internal control over financial reporting that might be material weaknesses or significant deficiencies and therefore,

material weaknesses or significant deficiencies may exist that have not been identified. We did identify a certain deficiency in internal control, described in the accompanying schedule of findings and questioned costs as Finding 2019-001 that we consider to be a material weakness.

Compliance and Other Matters

As part of obtaining reasonable assurance about whether the County's financial statements are free from material misstatement, we performed tests of its compliance with certain provisions of laws, regulations, contracts, and grant agreements, noncompliance with which could have a direct and material effect on the determination of financial statement amounts. However, providing an opinion on compliance with those provisions was not an objective of our audit, and accordingly, we do not express such an opinion. The results of our tests disclosed no instances of noncompliance or other matters that are required to be reported under *Government Auditing Standards*.

Washoe County's Response to Findings

The County's response to the finding identified in our audit is described in the accompanying schedule of findings and questioned costs. The County's response was not subjected to the auditing procedures applied in the audit of the financial statements and, accordingly, we express no opinion on it.

Purpose of this Report

The purpose of this report is solely to describe the scope of our testing of internal control and compliance and the results of that testing, and not to provide an opinion on the effectiveness of the entity's internal control or on compliance. This report is an integral part of an audit performed in accordance with *Government Auditing Standards* in considering the entity's internal control and compliance. Accordingly, this communication is not suitable for any other purpose.



Reno, Nevada
November 27, 2019



Independent Auditor's Report on Compliance for Each Major Program and on Internal Control over Compliance Required by the Uniform Guidance

To the Honorable Board of Commissioners
Washoe County, Nevada
Reno, Nevada

Report on Compliance for Each Major Federal Program

We have audited Washoe County, Nevada's (Washoe County) compliance with the types of compliance requirements described in the *OMB Compliance Supplement* that could have a direct and material effect on each of Washoe County's major federal programs for the year ended June 30, 2019. Washoe County's major federal programs are identified in the summary of auditor's results section of the accompanying schedule of findings and questioned costs.

Management's Responsibility

Management is responsible for compliance with federal statutes, regulations, and the terms and conditions of its federal awards applicable to its federal programs.

Auditor's Responsibility

Our responsibility is to express an opinion on compliance for each of Washoe County's major federal programs based on our audit of the types of compliance requirements referred to above. We conducted our audit of compliance in accordance with auditing standards generally accepted in the United States of America; the standards applicable to financial audits contained in *Government Auditing Standards*, issued by the Comptroller General of the United States; and the audit requirements of Title 2 U.S. *Code of Federal Regulations* Part 200, *Uniform Administrative Requirements, Cost Principles, and Audit Requirements for Federal Awards* (Uniform Guidance). Those standards and the Uniform Guidance require that we plan and perform the audit to obtain reasonable assurance about whether noncompliance with the types of compliance requirements referred to above that could have a direct and material effect on a major federal program occurred. An audit includes examining, on a test basis, evidence about Washoe County's compliance with those requirements and performing such other procedures as we considered necessary in the circumstances.

We believe that our audit provides a reasonable basis for our opinion on compliance for each major federal program. However, our audit does not provide a legal determination of Washoe County's compliance.

Opinion on Each Major Federal Program

In our opinion, Washoe County complied, in all material respects, with the types of compliance requirements referred to above that could have a direct and material effect on each of its major federal programs for the year ended June 30, 2019.

Report on Internal Control over Compliance

Management of Washoe County is responsible for establishing and maintaining effective internal control over compliance with the types of compliance requirements referred to above. In planning and performing our audit of compliance, we considered Washoe County's internal control over compliance with the types of requirements that could have a direct and material effect on each major federal program to determine the auditing procedures that are appropriate in the circumstances for the purpose of expressing an opinion on compliance for each major federal program and to test and report on internal control over compliance in accordance with the Uniform Guidance, but not for the purpose of expressing an opinion on the effectiveness of internal control over compliance. Accordingly, we do not express an opinion on the effectiveness of Washoe County's internal control over compliance.

A deficiency in internal control over compliance exists when the design or operation of a control over compliance does not allow management or employees, in the normal course of performing their assigned functions, to prevent, or detect and correct, noncompliance with a type of compliance requirement of a federal program on a timely basis. *A material weakness in internal control over compliance* is a deficiency, or a combination of deficiencies, in internal control over compliance, such that there is a reasonable possibility that material noncompliance with a type of compliance requirement of a federal program will not be prevented, or detected and corrected, on a timely basis. *A significant deficiency in internal control over compliance* is a deficiency, or a combination of deficiencies, in internal control over compliance with a type of compliance requirement of a federal program that is less severe than a material weakness in internal control over compliance, yet important enough to merit attention by those charged with governance.

Our consideration of internal control over compliance was for the limited purpose described in the first paragraph of this section and was not designed to identify all deficiencies in internal control over compliance that might be material weaknesses or significant deficiencies and therefore, material weaknesses and significant deficiencies may exist that have not been identified. We did not identify any deficiencies in internal control over compliance that we consider to be material weaknesses. However, we identified certain deficiencies in internal control over compliance, described in the accompanying schedule of findings and questioned costs as Findings 2019-002 and 2019-003 that we consider to be significant deficiencies.

Washoe County's response to the internal control over compliance findings identified in our audit is described in the accompanying schedule of findings and questioned costs. Washoe County's response was not subjected to the auditing procedures applied in the audit of compliance and, accordingly, we express no opinion on the response.

The purpose of this report on internal control over compliance is solely to describe the scope of our testing of internal control over compliance and the results of that testing based on the requirements of the Uniform Guidance. Accordingly, this report is not suitable for any other purpose.

Eide Bailly LLP

Reno, Nevada
November 27, 2019

WASHOE COUNTY
 SCHEDULE OF EXPENDITURES OF FEDERAL AWARDS
 FOR THE YEAR ENDED JUNE 30, 2019

Federal Grantor/Pass-Through Grantor/Program or Cluster Title	CFDA Number	Award or Pass- Through Number	Expenditures	Payments to Subrecipients
<u>U.S. Department of Agriculture (USDA):</u>				
Direct Programs:				
Forest Service Schools and Roads Cluster:				
School and Roads - Grants to States	10.665	UNKNOWN	\$ 16,346	\$ -
Lake Tahoe Erosion Control Grant Program	10.690	14-DG-11051900-004	47,500	-
Law Enforcement Agreements	10.704	16LE11041701-008 #3	446	-
Law Enforcement Agreements	10.704	16-LE11041701-008 #4	3,906	-
			4,352	-
Passed through State of Nevada, Department of Agriculture:				
Child Nutrition Cluster:				
School Breakfast Program	10.553	UNKNOWN	31,967	-
National School Lunch Program (School Lunch)	10.555	UNKNOWN	50,599	-
National School Lunch Program (School Lunch)	10.555	UNKNOWN	7,008	-
			57,607	-
Total Child Nutrition Cluster			89,574	-
Passed through Nevada Department of Health and Human Services, Health Division:				
Special Supplemental Nutrition Program for Women, Infants and Children (WIC Program)	10.557	HD 16163	300,872	-
Special Supplemental Nutrition Program for Women, Infants and Children (WIC Program)	10.557	HD 16668	772,971	-
			1,073,843	-
Passed through Nevada Division of Welfare and Supportive Services:				
SNAP Cluster:				
State Administrative Matching Grants for the Supplemental Nutrition Assistance Program (Supplemental Nutrition Assistance Program State Administrative Match)	10.561	ED1824	32,611	-
State Administrative Matching Grants for the Supplemental Nutrition Assistance Program (Supplemental Nutrition Assistance Program State Administrative Match)	10.561	ED1924	46,281	-
Total SNAP Cluster			78,892	-
Passed through Nevada Division of Forestry:				
Cooperative Forestry Assistance	10.664	CPG13-STEWE-001	7,907	-
Total U.S. Department of Agriculture			1,318,414	-
<u>U.S. Department of Housing and Urban Development (HUD):</u>				
Direct Programs:				
Continuum of Care Program	14.267	NV0095L9T011601	10,340	-
Continuum of Care Program	14.267	NV0044L9T011607	6,741	6,741
Continuum of Care Program	14.267	NV0095L9T011702	60,125	-
Continuum of Care Program	14.267	NV0044L9T011708	43,585	43,585
			120,791	50,326

(CONTINUED)

WASHOE COUNTY
SCHEDULE OF EXPENDITURES OF FEDERAL AWARDS
FOR THE YEAR ENDED JUNE 30, 2019

<u>Federal Grantor/Pass-Through Grantor/Program or Cluster Title</u>	<u>CFDA Number</u>	<u>Award or Pass- Through Number</u>	<u>Expenditures</u>	<u>Payments to Subrecipients</u>
<u>U.S. Department of Housing and Urban Development (HUD) (continued):</u>				
CDBG-Entitlement Grants Cluster:				
Community Development Block Grants/Entitlement Grants (Community Development Block Grant program for Entitlement Communities	14.218	UNKNOWN	\$ 258	-
Program Income	14.218	UNKNOWN	23,288	-
Community Development Block Grants/Entitlement Grants (Community Development Block Grant program for Entitlement Communities	14.218	UNKNOWN	34,274	-
Total CDBG-Entitlement Grants Cluster			57,820	-
CDBG-State-Administered CDBG:				
Community Development Block Grants/State's Program and Non-Entitlement Grants in Hawaii (State CDBG)	14.228	17/PCB/12	3,237	-
Community Development Block Grants/State's Program and Non-Entitlement Grants in Hawaii (State CDBG)	14.228	17/ED/11	2,708	2,708
			5,945	2,708
Total U.S. Department of Housing and Urban Development			184,556	53,034
<u>U.S. Department of Interior (DOI):</u>				
Direct Programs:				
Title XVI Water Reclamation and Reuse	15.504	R17AP00068	125,015	-
Passed through Nevada Division of State Parks:				
Outdoor Recreation Acquisition, Development and Planning	15.916	32-00339	87,009	-
Total U.S. Department of Interior			212,024	-
<u>U.S. Department of Justice (DOJ):</u>				
Direct Programs:				
Organized Crime Drug Enforcement Task Forces (OCDETF) State and Local Overtime	16.UNKNOWN	UNKNOWN	1,656	-
Child Exploitation	16.UNKNOWN	UNKNOWN	12,851	-
Crime Victim Assistance/Discretionary Grants	16.582	2018-V3-GX-0062	25,409	-
Violence Against Women Formula Grants	16.588	2018-VAWA-36	70,000	-
State Criminal Alien Assistance Program	16.606	2016-AP-BX-0447	16,137	-
DNA Backlog Reduction Program	16.741	2016-DN-BX-0086	161,704	-
DNA Backlog Reduction Program	16.741	2017-DN-BX-0101	26,606	-
DNA Backlog Reduction Program	16.741	2018-DN-BX-0145	143,621	-
			331,931	-

(CONTINUED)

WASHOE COUNTY
SCHEDULE OF EXPENDITURES OF FEDERAL AWARDS
FOR THE YEAR ENDED JUNE 30, 2019

Federal Grantor/Pass-Through Grantor/Program or Cluster Title	CFDA Number	Award or Pass- Through Number	Expenditures	Payments to Subrecipients
U.S. Department of Justice (DOJ) (continued):				
Direct Programs (continued):				
Equitable Sharing Program	16.922	UNKNOWN	\$ 298,072	\$ -
Program Income	16.922	UNKNOWN	32,071	-
			330,143	-
Passed through Reno Police Department:				
Edward Byrne Memorial Justice Assistance Grant Program (Byrne JAG Program)	16.738	UNKNOWN	18,116	-
Edward Byrne Memorial Justice Assistance Grant Program (Byrne JAG Program)	16.738	UNKNOWN	549	-
Edward Byrne Memorial Justice Assistance Grant Program (Byrne JAG Program)	16.738	2017-DJ-BX-0396	24,145	-
			42,810	-
Passed through Nevada Department of Public Safety, Office of Criminal Justice Assistance:				
Edward Byrne Memorial Justice Assistance Grant Program (Byrne JAG Program)	16.738	18-JAG-24	21,900	-
Edward Byrne Memorial Justice Assistance Grant Program (Byrne JAG Program)	16.738	15-JAG-47	908	-
Edward Byrne Memorial Justice Assistance Grant Program (Byrne JAG Program)	16.738	18-JAG-18	738	-
Edward Byrne Memorial Justice Assistance Grant Program (Byrne JAG Program)	16.738	17-JAG-29	1,391	-
Edward Byrne Memorial Justice Assistance Grant Program (Byrne JAG Program)	16.738	17-JAG-35	25,335	-
Edward Byrne Memorial Justice Assistance Grant Program (Byrne JAG Program)	16.738	18-JAG-23	23,998	-
Edward Byrne Memorial Justice Assistance Grant Program (Byrne JAG Program)	16.738	BJA-2015-4167	831	-
			75,101	-
			117,911	-
Passed through Nevada Department of Health and Human Services, Child and Family Services Division:				
Crime Victim Assistance	16.575	16575-16-065	428,615	-
Crime Victim Assistance	16.575	16575-17-054	723,178	-
Crime Victim Assistance	16.575	16575-17-056	4,620	-
Crime Victim Assistance	16.575	16575-17-053	116,802	-
Crime Victim Assistance	16.575	16575-18-040	376,974	-
			1,650,189	-
Passed through Las Vegas Metropolitan Police Department:				
Missing Children's Assistance	16.543	2017-MC-FX-K019	66,002	-
Passed through Nevada Department of Public Safety, Office of Criminal Justice Assistance:				
Paul Coverdell Forensic Sciences Improvement Grant Program	16.742	17-FSI-03	9,455	-
Paul Coverdell Forensic Sciences Improvement Grant Program	16.742	18-FSI-03	128,605	-
			138,060	-
Passed through Nevada Office of the Attorney General:				
National Sexual Assault Kit Initiative	16.833	2016-SAKI-03	271,919	-
National Sexual Assault Kit Initiative	16.833	2016-SAKI-04	130,992	-
			402,911	-
Total U.S. Department of Justice			3,163,200	-

(CONTINUED)

WASHOE COUNTY
SCHEDULE OF EXPENDITURES OF FEDERAL AWARDS
FOR THE YEAR ENDED JUNE 30, 2019

<u>Federal Grantor/Pass-Through Grantor/Program or Cluster Title</u>	<u>CFDA Number</u>	<u>Award or Pass- Through Number</u>	<u>Expenditures</u>	<u>Payments to Subrecipients</u>
<u>U.S. Department of Transportation (DOT):</u>				
Passed through Regional Transportation Commission:				
Transit Services Programs Cluster:				
Enhanced Mobility of Seniors and Individuals with Disabilities	20.513	NV-2018-013	\$ 53,897	\$ -
Passed through Nevada Department of Public Safety, Office of Traffic Safety:				
Highway Safety Cluster:				
State and Community Highway Safety	20.600	21-AL-2	79,150	-
Program Income	20.600	21-AL-2	3,195	-
State and Community Highway Safety	20.600	21-AL-3	17,416	-
Program Income	20.600	21-AL-3	7,722	-
State and Community Highway Safety	20.600	JF-2018-WCSO-00023	8,760	-
State and Community Highway Safety	20.600	JF-2019-WCSO-00004	47,453	-
State and Community Highway Safety	20.600	TS-2019-WCSO-00160	8,370	-
State and Community Highway Safety	20.600	TS-2019-WC DA-00157	50,000	-
State and Community Highway Safety	20.600	TS-2019-WCSO-00032	13,000	-
			235,066	-
National Priority Safety Programs	20.616	TS-2019-WC	30,000	-
National Priority Safety Programs	20.616	TS-2019-WC DA-00157	88,723	-
National Priority Safety Programs	20.616	JF-2019-WCSO-00004	21,431	-
National Priority Safety Programs	20.616	JF-2018-WCSO-00023	10,954	-
			151,108	-
Total Highway Safety Cluster			386,174	-
Passed through Nevada State Emergency Response Commission:				
Interagency Hazardous Materials Public Sector Training and Planning Grants (Hazardous Materials Emergency Preparedness Training and Planning Grants, HMEP, Hazardous Materials Instructor Training Grants HMIT Supplemental Public Sector Training Grants SPST)	20.703	18-HMEP-16-01	3,120	-
Interagency Hazardous Materials Public Sector Training and Planning Grants (Hazardous Materials Emergency Preparedness Training and Planning Grants, HMEP, Hazardous Materials Instructor Training Grants HMIT Supplemental Public Sector Training Grants SPST)	20.703	19-HMEP-16-02	30,000	-
			33,120	-
Total U.S. Department of Transportation			473,191	-

(CONTINUED)

WASHOE COUNTY
SCHEDULE OF EXPENDITURES OF FEDERAL AWARDS
FOR THE YEAR ENDED JUNE 30, 2019

Federal Grantor/Pass-Through Grantor/Program or Cluster Title	CFDA Number	Award or Pass- Through Number	Expenditures	Payments to Subrecipients
<u>General Services Administration:</u>				
Direct Programs:				
Donation of Federal Surplus Personal Property (Donation Program)	39.003	UNKNOWN	\$ 2,578,647	\$ -
Total General Services Administration			2,578,647	-
<u>National Endowment for the Arts:</u>				
Direct Programs:				
Promotion of the Arts Grants to Organizations and Individuals	45.024	17-4292-7089	20,000	-
Total National Endowment for the Arts			20,000	-
<u>Institute of Museum and Library Services:</u>				
Passed through Nevada State Library and Archives:				
Grants to States	45.310	2017-28	96,000	-
Total Institute of Museum and Library Services			96,000	-
<u>U.S. Environmental Protection Agency (EPA):</u>				
Direct Programs:				
Air Pollution Control Program Support	66.001	A-00905419-0	470,707	-
Air Pollution Control Program Support	66.001	A-00905418-1	154,058	-
			624,765	-
Surveys, Studies, Research, Investigations, Demonstrations, and Special Purpose Activities Relating to the Clean Air Act	66.034	PM-00T56401-9	9,774	-
Surveys, Studies, Research, Investigations, Demonstrations, and Special Purpose Activities Relating to the Clean Air Act	66.034	PM-00T56401-7	37,960	-
In-kind Costs	66.034	UNKNOWN	52,834	-
			100,568	-
Passed through Nevada Department of Conservation and Natural Resources, Division of Environmental Protection:				
State Public Water System Supervision	66.432	DEP 18-006	125,000	-
Leaking Underground Storage Tank Trust Fund Corrective Action Program (Leaking UST Corrective Action Program)	66.804	DEP 17-028	203,000	-
Total U.S. Environmental Protection Agency			1,053,333	-
<u>U.S. Department of Health and Human Services (HHS):</u>				
Direct Programs:				
Food and Drug Administration-Research (General Grant Funding Program 93103)	93.103	5U18FD006275-02	69,672	-

(CONTINUED)

WASHOE COUNTY
 SCHEDULE OF EXPENDITURES OF FEDERAL AWARDS
 FOR THE YEAR ENDED JUNE 30, 2019

Federal Grantor/Pass-Through Grantor/Program or Cluster Title	CFDA Number	Award or Pass- Through Number	Expenditures	Payments to Subrecipients
<u>U.S. Department of Health and Human Services (HHS) (continued):</u>				
Direct Programs (continued):				
Family Planning-Services (FP Services) Program Income	93.217	6FPHPA096051-04-02	\$ 173,231	\$ -
Family Planning-Services (FP Services)	93.217	4 FPHPA096238-02-03	205,960	-
Family Planning-Services (FP Services)	93.217	1 FPHPA006463-01-00	158,045	-
Family Planning-Services (FP Services)	93.217	FPHPA006393-01-00	463,016	-
			1,000,252	-
Passed through Nevada Aging and Disability Services Division:				
Aging Cluster:				
Special Programs for the Aging-Title III, Part B-Grants for Supportive Services and Senior Centers Program Income	93.044	16-000-02-LB-19	21,600	-
	93.044	16-000-02-LB-19	30	-
Special Programs for the Aging-Title III, Part B-Grants for Supportive Services and Senior Centers	93.044	16-000-21-BX-19	31,218	-
Special Programs for the Aging-Title III, Part B-Grants for Supportive Services and Senior Centers	93.044	16-000-06-BX-19	175,663	-
			228,511	-
Special Programs for the Aging-Title III, Part C-Nutrition Services Program Income	93.045	16-000-04-2H-19	455,297	-
	93.045	16-000-04-2H-19	30,497	-
Special Programs for the Aging-Title III, Part C-Nutrition Services Program Income	93.045	16-000-07-1X-19	205,216	-
	93.045	16-000-07-1X-19	77,355	-
Special Programs for the Aging-Title III, Part C-Nutrition Services	93.045	16-000-66-2H-18	6,599	-
Special Programs for the Aging-Title III, Part C-Nutrition Services Program Income	93.045	16-000-07-1X-18	61,043	-
	93.045	16-000-07-1X-18	25,524	-
Special Programs for the Aging-Title III, Part C-Nutrition Services	93.045	16-000-04-2X-18	149,859	-
Program Income	93.045	16-000-04-2X-18	7,796	-
			1,019,186	-
Nutrition Services Incentive Program (NSIP)	93.053	16-000-57-NX-18	32,565	-
Nutrition Services Incentive Program (NSIP)	93.053	16-000-57-NX-19	300,092	-
			332,657	-
			1,580,354	-
Total Aging Cluster				

(CONTINUED)

WASHOE COUNTY
SCHEDULE OF EXPENDITURES OF FEDERAL AWARDS
FOR THE YEAR ENDED JUNE 30, 2019

Federal Grantor/Pass-Through Grantor/Program or Cluster Title	CFDA Number	Award or Pass- Through Number	Expenditures	Payments to Subrecipients
U.S. Department of Health and Human Services (HHS) (continued):				
Passed through Nevada Governor's Council on Developmental Disabilities:				
Developmental Disabilities Basic Support and Advocacy Grants	93.630	2018030301	\$ 13,309 \$	-
Passed through Nevada Department of Health and Human Services Health Division:				
Public Health Emergency Preparedness (PERLC: PREPAREDNESS AND EMERGENCY RESPONSE LEARNING CENTER PERLC Supporting PHEP; awards other than PHEP Cooperative agreement not recorded under 93074)	93.069	HD 16593	892,870	-
Project Grants and Cooperative Agreements for Tuberculosis Control Programs (Tuberculosis Prevention and Control and Laboratory Program)	93.116	HD 16362	57,892	-
Program Income	93.116	HD 16362	10,433	-
Project Grants and Cooperative Agreements for Tuberculosis Control Programs (Tuberculosis Prevention and Control and Laboratory Program)	93.116	HD 16936	52,789	-
			121,114	-
Injury Prevention and Control Research and State and Community Based Programs (National Center for Injury Prevention and Control)	93.136	16642	55,876	-
Injury Prevention and Control Research and State and Community Based Programs (National Center for Injury Prevention and Control)	93.136	HD 16207	12,474	-
Injury Prevention and Control Research and State and Community Based Programs (National Center for Injury Prevention and Control)	93.136	HD 16267	12,538	-
Injury Prevention and Control Research and State and Community Based Programs (National Center for Injury Prevention and Control)	93.136	16643	52,239	-
			133,127	-
Substance Abuse and Mental Health Services-Projects of Regional and National Significance (PRNS)	93.243	1H79TI081956-01	7,780	-
Immunization Cooperative Agreements	93.268	HD 15959	271,836	-
National State Based Tobacco Control Programs (National Tobacco Control Program)	93.305	HD 16428	89,807	-
National State Based Tobacco Control Programs (National Tobacco Control Program)	93.305	HD 17043	18,484	-
			108,291	-
Epidemiology and Laboratory Capacity for Infectious Diseases (ELC)	93.323	HD 16086	228,637	-
The Affordable Care Act: Building Epidemiology, Laboratory, and Health Information Systems Capacity in the Epidemiology and Laboratory Capacity for Infectious Disease (ELC) and Emerging Infections Program (EIP) Cooperative Agreements; PPHF (ELC/EIP - 2012 Prevention and Public Health Fund and Other Capacity-Building Activities)	93.521	HD 16086	28,322	-

(CONTINUED)

WASHOE COUNTY
 SCHEDULE OF EXPENDITURES OF FEDERAL AWARDS
 FOR THE YEAR ENDED JUNE 30, 2019

Federal Grantor/Pass-Through Grantor/Program or Cluster Title	CFDA Number	Award or Pass- Through Number	Expenditures	Payments to Subrecipients
U.S. Department of Health and Human Services (HHS) (continued):				
Passed through Nevada Department of Health and Human Services Health Division (continued):				
Preventative Health and Health Services Block Grant funded solely with Prevention and Public Health Funds (PPHF)	93.758	HD 16288	11,504	-
Hospital Preparedness Program (HPP) Ebola Preparedness and Response Activities	93.817	HD 15629	13,974	-
National Bioterrorism Hospital Preparedness Program (HPP)	93.889	HD 16577	346,313	-
HIV Care Formula Grants	93.917	HD 17027	34,137	-
Cooperative Agreements for State-Based Comprehensive Breast and Cervical Cancer Early Detection Programs (National Breast and Cervical Cancer Early Detection Program NBCCEDP)	93.919	UNKNOWN	18,392	-
HIV Prevention Activities-Health Department Based (HIV Prevention Program)	93.940	HD 16929	137,256	-
HIV Prevention Activities-Health Department Based (HIV Prevention Program)	93.940	HD 17115	25,063	-
HIV Prevention Activities-Health Department Based (HIV Prevention Program)	93.940	HD 16348	185,704	-
			348,023	-
Human Immunodeficiency Virus (HIV)/Acquired Immunodeficiency Virus Syndrome (AIDS) Surveillance (HIV/AIDS Surveillance)	93.944	HD 16357	26,554	-
Block Grants for Community Mental Health Services	93.958	HD 16901	46,667	-
Block Grants for Community Mental Health Services	93.958	HD 16334	58,539	-
Block Grants for Community Mental Health Services	93.958	HD 16333	25,000	-
Block Grants for Community Mental Health Services	93.958	16892	123,269	-
			253,475	-
Block Grants for Prevention and Treatment of Substance Abuse (Substance Abuse Block Grant SABG)	93.959	HD 16244	4,477	-
Block Grants for Prevention and Treatment of Substance Abuse (Substance Abuse Block Grant SABG)	93.959	HD 16381	13,960	-
			18,437	-
Preventive Health Services-Sexually Transmitted Diseases Control Grants	93.977	HD 16987	65,768	-
Preventive Health Services-Sexually Transmitted Diseases Control Grants	93.977	HD 16355	61,961	-
Program Income	93.977	HD 16355	63,204	-
			190,933	-
Preventive Health and Health Services Block Grant	93.991	HD 16883	12,411	-

(CONTINUED)

WASHOE COUNTY
SCHEDULE OF EXPENDITURES OF FEDERAL AWARDS
FOR THE YEAR ENDED JUNE 30, 2019

Federal Grantor/Pass-Through Grantor/Program or Cluster Title	CFDA Number	Award or Pass- Through Number	Expenditures	Payments to Subrecipients
U.S. Department of Health and Human Services (HHS) (continued):				
Passed through Nevada Department of Health and Human Services Health Division (continued):				
Maternal and Child Health Services Block Grant to the States (MCH Block Grants)	93.994	HD 16536	\$ 36,388	\$ -
Passed through Nevada Department of Health and Human Services Child and Family Services Division:				
Adoption Incentive Payments	93.603	93603-17-002	136,811	-
Adoption Incentive Payments	93.603	AI-13-013	24,607	-
			161,418	-
Children's Justice Grants to States	93.643	93643-17-006	3,077	-
Foster Care-Title IV-E	93.658	UNKNOWN	12,440,560	258,277
Adoption Assistance	93.659	UNKNOWN	7,920,443	-
Chafee Foster Care Independence Program (CFCIP; Independent Living Program)	93.674	93674-18-006	184,050	-
Passed through Nevada Department of Health and Human Services Child and Family Services Division:				
Promoting Safe and Stable Families	93.556	93556-18-021	58,000	-
Promoting Safe and Stable Families	93.556	93556-17-102	19,910	-
Promoting Safe and Stable Families	93.556	IVB-2-13-062	19,411	-
			97,321	-
Passed through Nevada Aging & Disability Services Division:				
National Family Caregiver Support, Title III, Part E	93.052	16-000-45-EX-19	1,374	-
Stephanie Tubbs Jones Child Welfare Services Program	93.645	UNKNOWN	62,004	-
Passed through Association of Food and Drug Officials:				
Food and Drug Administration-Research (General Grant Funding Program 93103)	93.103	G-T-1709-05309	2,547	-
Food and Drug Administration-Research (General Grant Funding Program 93103)	93.103	G-T-1810-06314	2,620	-
Food and Drug Administration-Research (General Grant Funding Program 93103)	93.103	G-MP-1810-06328	19,800	-
Food and Drug Administration-Research (General Grant Funding Program 93103)	93.103	G-FPTF-1018-06320	1,400	-
			26,367	-
Passed through National Environmental Health Association:				
Strengthening Public Health Systems and Services through National Partnerships to Improve and Protect the Nation's Health	93.421	CDC-RFA-OT18-1802	1,629	-
Passed through Nevada Division of Welfare and Supportive Services:				
TANF Cluster:				
Temporary Assistance for Needy Families	93.558	TANF1902	730,215	-
Child Support Enforcement	93.563	UNKNOWN	3,303,188	-
Program Income	93.563	UNKNOWN	15,657	-
Total TANF Cluster			3,318,845	-
CCDF Cluster:				
Child Care and Development Block Grant	93.575	CC1905	37,862	-

(CONTINUED)

WASHOE COUNTY
SCHEDULE OF EXPENDITURES OF FEDERAL AWARDS
FOR THE YEAR ENDED JUNE 30, 2019

Federal Grantor/Pass-Through Grantor/Program or Cluster Title	CFDA Number	Award or Pass- Through Number	Expenditures	Payments to Subrecipients
<u>U.S. Department of Health and Human Services (HHS) (continued):</u>				
Passed through Nevada Division of Welfare and Supportive Services (continued):				
Grant to States for Access and Visitation Programs	93.597	1701NVSAVP	\$ 28,533	\$ -
Passed through Nevada Office of Community Partnerships and Grants:				
Social Services Block Grant (SSBG Program)	93.667	7108	663,807	-
Passed through Centers for Medicare & Medicaid Services:				
Medicare-Prescription Drug Coverage (Medicare Part D)	93.770	CMS-10156	313,879	-
Total U.S. Department of Health and Human Services			31,757,489	258,277
<u>Executive Office of the President, Office of National Drug Control Policy:</u>				
Passed through Las Vegas Metropolitan Police Department:				
High Intensity Drug Trafficking Areas Program (HIDTA)	95.001	G18NV0001A	173,940	-
Total Executive Office of the President, Office of National Drug Control Policy			173,940	-
<u>U.S. Department of Homeland Security (DHS):</u>				
Passed through Nevada Department of Public Safety Division of Emergency Management:				
Disaster Grants - Public Assistance (Presidentially Declared Disasters)	97.036	WASHC30	94,607	-
Disaster Grants - Public Assistance (Presidentially Declared Disasters)	97.036	WASHG10	125,774	-
Disaster Grants - Public Assistance (Presidentially Declared Disasters)	97.036	WASHE03	11,700	-
Disaster Grants - Public Assistance (Presidentially Declared Disasters)	97.036	WASHG57	47,003	-
Disaster Grants - Public Assistance (Presidentially Declared Disasters)	97.036	WASHB60	3,509	-
Disaster Grants - Public Assistance (Presidentially Declared Disasters)	97.036	WASHF59	1,688	-
Disaster Grants - Public Assistance (Presidentially Declared Disasters)	97.036	WASHD56	40,350	-
			324,631	-
Pre-Disaster Mitigation	97.047	PDMC-PL-09-NV2017001	89,184	-
Homeland Security Grant Program (HSGP and THSGP)	97.067	97067.16-3000	43,867	-
Homeland Security Grant Program (HSGP and THSGP)	97.067	97067.18-3000	237,852	-
Homeland Security Grant Program (HSGP and THSGP)	97.067	97067.17-3000	56,221	-
Homeland Security Grant Program (HSGP and THSGP)	97.067	97067.17-8901	54,091	-
			392,031	-
Emergency Management Performance Grant (EMPG)	97.042	9704217	25,226	-
Emergency Management Performance Grant (EMPG)	97.042	97042.18	98,979	-
Emergency Management Performance Grant (EMPG)	97.042	UNKNOWN	64,316	-
Emergency Management Performance Grant (EMPG)	97.042	UNKNOWN	10,000	-
			198,521	-
Total U.S. Department of Homeland Security			1,004,367	-
Total Federal Financial Assistance			\$ 42,035,161	\$ 311,311

The notes to the Schedule of Federal Awards are an integral part of this schedule.

**WASHOE COUNTY, NEVADA
NOTES TO THE SCHEDULE OF EXPENDITURES OF FEDERAL AWARDS
FOR THE YEAR ENDED JUNE 30, 2019**

NOTE 1 – REPORTING ENTITY

The Washoe County reporting entity is defined in Note 1 to its basic financial statements. All federal financial assistance received directly from federal agencies, as well as federal financial assistance passed through other government agencies, is included in the schedule. The information is presented in accordance with the requirements of Title 2 U.S. Code of Federal Regulations Part 200, *Uniform Administrative Requirements, Cost Principles, and Audit Requirements for Federal Awards* (Uniform Guidance). Because the schedule presents only a selected portion of the operations of Washoe County, it is not intended to and does not present the financial position, changes in fund balance, or cash flows of Washoe County.

NOTE 2 – SIGNIFICANT ACCOUNTING POLICIES

The Schedule of Expenditures of Federal Awards is prepared on the modified accrual basis of accounting. Such expenditures are recognized following the cost principles contained in the Uniform Guidance, wherein certain types of expenditures are not allowable or are limited as to reimbursement. The County has not elected to use the 10% de minimis indirect cost rate.

NOTE 3 – NONCASH EXPENDITURES

The expenditures reported include noncash items as follows:

National School Lunch Program (School Lunch Program [10.555])

Expenditures of \$7,008 for this program represent the dollar value of food commodities served at the County's juvenile detention facilities. The value of commodities is determined by the U.S. Department of Agriculture.

Donation of Federal Surplus Personal Property (39.003)

Expenditures of \$2,578,647 for this program represent the dollar value of items received from the Defense Reutilization and Marketing Office (DRMO). The value of the items received was determined by the DRMO.

Surveys, Studies, Investigations, Demonstrations and Special Purpose Activities Relating to the Clean Air Act (66.034)

The expenditures include \$52,834 representing the value of sample analyses obtained at no charge to Washoe County.

NOTE 4 – PROGRAM INCOME

Expenditures reported include income received by the grantee, directly generated by grant-supported activity and includes the following programs:

PROGRAM	CFDA NUMBER	AMOUNT
Community Development Block Grants/Entitlement Grants	14.218	\$ 23,288
Equitable Sharing Program	16.922	32,071
State and Community Highway Safety	20.600	10,917
Special Programs for the Aging Title III, Part B, Grants for Supportive Services and Senior Centers	93.044	30
Special Programs for the Aging-Title III, Part C-Nutrition Services	93.045	141,172
Project Grants and Cooperative Agreements for Tuberculosis Control Programs	93.116	10,433
Family Planning Services	93.217	173,231
Child Support Enforcement	93.563	15,657
Preventive Health Services-Sexually Transmitted Diseases Control Grants	93.977	<u>63,204</u>
Total Program Income		<u>\$ 470,003</u>

**WASHOE COUNTY, NEVADA
SCHEDULE OF FINDINGS AND QUESTIONED COSTS
FOR THE YEAR ENDED JUNE 30, 2019**

Section I - Summary of Auditor's Results

Financial Statements

Type of auditor's report issued:	Unmodified
Internal control over financial reporting:	
Material weaknesses identified?	Yes
Significant deficiencies identified?	None Reported
Noncompliance material to financial statements noted?	No

Federal Awards

Internal control over major programs:	
Material weaknesses identified?	No
Significant deficiencies identified?	Yes
Type of auditor's report issued on compliance for major programs:	Unmodified
Any audit findings disclosed that are required to be reported in accordance with Uniform Guidance 2 CFR 200.516?	Yes

Identification of major programs:

<u>Name of Federal Program</u>	<u>CFDA Number</u>
Air Pollution Control Program Support	66.001
Aging Cluster:	
Special Programs for the Aging-Title III, Part B-Grants for Support Services and Senior Centers	93.044
Special Programs for the Aging-Title III, Part C-Nutrition Services	93.045
Nutrition Services Incentive Program (NSIP)	93.053
Child Support Enforcement	93.563
Foster Care Title IV-E	93.658
Disaster Grants – Public Assistance	97.036
Dollar threshold used to distinguish between Type A and Type B programs:	\$1,261,055
Auditee qualified as a low-risk auditee?	No

**WASHOE COUNTY, NEVADA
SCHEDULE OF FINDINGS AND QUESTIONED COSTS (CONTINUED)
FOR THE YEAR ENDED JUNE 30, 2019**

Section II – Financial Statement Findings

**2019-001: Financial Close and Reporting – Audit Adjustments
Material Weakness**

Criteria: Management is responsible for establishing and maintaining an effective system of internal control over financial reporting. Reconciliation and classification of receivables, interfund transfers, revenue, and financial assurances is a key component of effective internal control over financial reporting.

Condition: During our testing over FEMA grant receivables, we noted that the amounts still outstanding from the prior year were not recorded.

During our testing over interfund transfers, we noted certain amounts were not classified appropriately as interfund transfers.

During our testing over payment in lieu of tax revenues, we noted that amounts were classified as unearned revenue when revenue should have been recognized as it was available for use.

During our testing over financial assurances, we noted that certain amounts were released in the prior year, but were still reported in the current year.

Cause: Washoe County did not have adequate controls in place to ensure the correct amounts were appropriately reflected in the financial statements.

Effect: Prior to adjustment, amounts recorded in relation to FEMA receivables were understated by approximately \$2,000,000 in the General Fund and Governmental Activities. Interfund transfers between the Child Protective Services Fund and Indigent Tax Levy Fund were understated by approximately \$6,600,000. The amounts were previously recognized as an expense in the Indigent Tax Levy Fund and revenue in the Child Protective Services Fund. A prior period adjustment was recognized in relation to payments in lieu of taxes that were deferred in the prior period for approximately \$3,600,000 in the General Fund and Governmental Activities. Prior to adjustment, financial assurances were overstated by approximately \$2,400,000 in the Agency Funds.

Recommendation: We recommend Washoe County enhance internal controls over financial reporting with specific attention toward grant receivables, interfund transfers, revenue recognition, and financial assurances to ensure amounts are appropriately reflected in the financial statements.

Views of Responsible Officials: Management agrees with the finding.

WASHOE COUNTY, NEVADA
SCHEDULE OF FINDINGS AND QUESTIONED COSTS (CONTINUED)
FOR THE YEAR ENDED JUNE 30, 2019

Section III – Federal Award Findings and Questioned Costs

**2019-002: U.S. Department of Health and Human Services
Passed through State of Nevada Division of Child and Family Services
Foster Care – Title IV-E, CFDA 93.658**

**Reporting
Significant Deficiency in Internal Control over Compliance**

Grant Award Number: Affects all grant awards included under CFDA 93.658 on the Schedule of Expenditures of Federal Awards.

Criteria: 2 CFR Part 200 (*Uniform Guidance*) requires that reports submitted to the Federal awarding agency (or pass-through entity) include all activity of the reporting period and are presented in accordance with program requirements.

Condition: During our testing of Title IV-E Programs Quarterly Financial Reports (CB-496), we noted the number of children reported for *Pre-Placement – Title IV-E Funded Candidate Administrative Costs* was reported using incorrect candidacy caseload information for the quarter ended September 30, 2018.

Cause: Washoe County did not have adequate controls in place to provide for the review of CB-496 reports to ensure accurate reporting of information to the pass-through entity.

Effect: Inaccurate information was reported to the pass-through entity.

Questioned Costs: None.

Context/Sampling: A nonstatistical sample of two CB-496 reports out of four was selected for testing. Washoe County reported 68 children rather than 72 children on the quarter ended September 30, 2018 CB-496.

Repeat Finding from Prior Year(s): No.

Recommendation: We recommend Washoe County enhance controls in place to provide for the review of CB-496 reports to ensure accurate reporting to the pass-through entity.

Views of Responsible Officials: Management agrees with the finding.

WASHOE COUNTY
SCHEDULE OF FINDINGS AND QUESTIONED COSTS (CONTINUED)
FOR THE YEAR ENDED JUNE 30, 2018

**2019-003: U.S. Department of Homeland Security
Passed through State of Nevada Department of Public Safety
Disaster Grants – Public Assistance, CFDA 97.036**

**Allowable Costs/Cost Principles
Significant Deficiency in Internal Control over Compliance**

Grant Award Number: Affects grant award WASHC30 included under CFDA 97.036 on the Schedule of Expenditures of Federal Awards.

Criteria: 2 CFR Part 200 (Uniform Guidance) requires costs to be adequately documented. In addition, Uniform Guidance requires salary and wages to reasonably reflect the total activity for which the employee is compensated and be supported by a system of internal control which provides reasonable assurance that the charges are accurate, allowable, and properly allocated.

Condition: Salaries (hourly rates) charged to the grant award did not agree to the underlying pay rate documentation. In addition, hours worked that were charged to the grant award did not agree to the underlying timecard.

Cause: Washoe County did not have adequate controls in place to ensure payroll charges were accurately claimed.

Effect: Salaries and benefits were charged to grant inaccurately.

Questioned Costs: None, the errors resulted in a net understatement of payroll costs.

Context/Sampling: A nonstatistical sample of 60 payroll transactions was selected for testing, 43 of which were applicable to grant award WASHC30. The WASHC30 payroll transactions sampled totaled \$9,120. Of the WASHC30 payroll transactions, 42 of them did not reflect a pay raise and were understated on the claim. In addition, 17 hours were claimed rather than 10 hours for one transaction. The net result of these errors was an understated claim of approximately \$37.

Repeat Finding from Prior Year(s): Yes – prior year finding 2018-004.

Recommendation: We recommend Washoe County enhance controls to ensure payroll charges are accurately claimed.

Views of Responsible Officials: Management agrees with the finding.



Washoe County Office of the Comptroller
CORRECTIVE ACTION PLAN FOR AUDIT FINDING

Date: November 26, 2019

Corrective Action Plan

Audit Report Number: N/A
 Finding Number: 2019-001
 Finding: FEMA receivables not recorded, incorrect classification of interfund transfers, PILT payments recognized incorrectly recognized as unearned revenue, financial assurance overstated in Agency Funds.
 Corrective Action Taken or To Be Taken: Prior year response included the County reviewing its procedures for recognizing receivables for FEMA related disasters. The County continues to discuss FEMA related financial activities with the appropriate personnel to assist in ensuring that appropriate recognition is made in the County's financial reporting system to the amounts due to the County.

If already taken, date of completion: November 2019
 If to be taken, estimated date of completion: Click here to enter a date.

Agency Response

Does the Agency Agree with finding?: Yes No Partially

If No or Partial, Please explain reason(s) why:

Additional Comments: N/A

Division Responsible for Corrective Action Plan

Name, Title: Cathy Hill, Comptroller
 Address or Mailstop: 1001 E. Ninth St.
 City, State, Zip Code: Reno, NV 89512
 Phone Number: 775-328-2552
 Email: chill@washoecounty.us

Reviewed and Approved



 Signature of Comptroller

11/26/19

 Date:



Washoe County Human Services Agency CORRECTIVE ACTION PLAN FOR AUDIT FINDING

Date: 11/26/2019
Division: Finance and Administration

Corrective Action Plan

Audit Report Number:
Finding Number: 2019-002
Finding: The number of children reported for Pre-Placement - Title IV-E Funded Candidate Administrative Costs were reported using incorrect candidacy caseload information for the quarter ended September 30, 2018.
Corrective Action Taken or To Be Taken: HSA will implement a multi-layer review and approval process including the vendor (if applicable), FCO, FCAO and Fiscal Manager in coordination with the use of newly implemented automated cost-allocation software. The implementation will include intensive training on reports and requirements for existing and newly hired staff.
If already taken, date of completion:
If to be taken, estimated date of completion: March 30, 2020

Agency Response

Does the Agency Agree with finding?: Yes No Partially

If No or Partial, Please explain reason(s) why:

Additional Comments:

Division Responsible for Corrective Action Plan

Name, Title: Pamela Mann, Division Director – Finance and Administration
Address or Mailstop: 350 S. Center Street
City, State, Zip Code: Reno, NV 89501
Phone Number: 775.785.5652
Email: pmann@washoecounty.us

Reviewed and Approved

Pamela Mann
Signature of Director

11/26/19
Date:



Washoe County Office of the Comptroller
CORRECTIVE ACTION PLAN FOR AUDIT FINDING

Date: November 26, 2019

Corrective Action Plan

Audit Report Number: N/A
 Finding Number: 2019-003
 Finding: Salaries charged to the grant award did not agree with underlying documentation.
 Corrective Action Taken or To Be Taken: The County will continue to work with the departments on costs associated with grant events. This will begin to include on being informed of any salary or timecard changes made subsequent to billing review.

If already taken, date of completion: November 2019
 If to be taken, estimated date of completion: Click here to enter a date.

Agency Response

Does the Agency Agree with finding?: Yes No Partially


If No or Partial, Please explain reason(s) why:

Additional Comments: N/A

Division Responsible for Corrective Action Plan

Name, Title: Cathy Hill, Comptroller
 Address or Mailstop: 1001 E. Ninth St.
 City, State, Zip Code: Reno, NV 89512
 Phone Number: 775-328-2552
 Email: chill@washoecounty.us

Reviewed and Approved



 Signature of Comptroller

11/26/19

 Date:



AUDITOR'S COMMENTS

AUDITOR'S COMMENTS

Page

Auditor's Comments C-26



Auditor's Comments

To the Honorable Board of Commissioners
Washoe County, Nevada
Reno, Nevada

In connection with our audit of the financial statements of the governmental activities, the business-type activities, the aggregate discretely presented component unit, each major fund, and the aggregate remaining fund information of Washoe County, Nevada (the County) as of and for the year ended June 30, 2019, and the related notes to the financial statements, nothing came to our attention that caused us to believe that the County failed to comply with the specific requirements of Nevada Revised Statutes cited below. However, our audit was not directed primarily toward obtaining knowledge of such noncompliance. Accordingly, had we performed additional procedures, other matters may have come to our attention regarding the County's noncompliance with the requirements of Nevada Revised Statutes cited below, insofar as they relate to accounting matters.

Statute Compliance

The required disclosure on compliance with Nevada Revised Statutes and the Nevada Administrative Code is contained in Note 2 to the financial statements.

Progress on Prior Year Statute Compliance

The County conformed to all significant statutory constraints on its financial administration for the year ended June 30, 2018.

Prior Year Recommendations

See the Summary Schedule of Prior Year Audit Findings under separate cover.

Current Year Recommendations

The current year recommendations are reported in the Schedule of Findings and Questioned Costs.

A handwritten signature in cursive script that reads "Eide Bailly LLP".

Reno, Nevada
November 27, 2019